

BROWARD COUNTY PUBLIC SCHOOLS

DISTRICT EDUCATIONAL FACILITIES PLAN

PRESENTED FOR ADOPTION ON
SEPTEMBER 6, 2017

Fiscal Years 2017-18 to 2021-2022



Robert W. Runcie,
Superintendent of Schools



**SMART INVESTMENTS
LEAD TO SMART STUDENTS.**

600 SE THIRD AVENUE, FORT LAUDERDALE, FL 33301
WWW.BROWARDSCHOOLS.COM

The School Board of Broward County, Florida

Top Row: (L to R) Dr. Rosalind Osgood, Laurie Rich Levinson, Robin Bartleman, Ann



SCHOOL BOARD OF BROWARD COUNTY, FLORIDA

Murray, Patricia Good, Heather P. Brinkworth, Donna P. Korn

Front Row: (L to R), Abby M. Freedman (Chair), Robert W. Runcie (Superintendent of Schools), Nora Rupert (Vice Chair)

The School Board of Broward County, Florida, prohibits any policy or procedure which results in discrimination on the basis of age, color, disability, gender identity, gender expression, national origin, marital status, race, religion, sex or sexual orientation. Individuals who wish to file a discrimination and/or harassment complaint may call the Director, Equal Educational Opportunities/ADA Compliance Department at 754-321-2150 or Teletype Machine (TTY) 754-321-2158.

Individuals with disabilities requesting accommodations under the Americans with Disabilities Act Amendments Act of 2008, (ADAAA) may call Equal Educational Opportunities/ADA Compliance Department at 754-321-2150 or Teletype Machine (TTY) 754-321-2158.

browardschools.com



District Educational Facilities Plan FY18

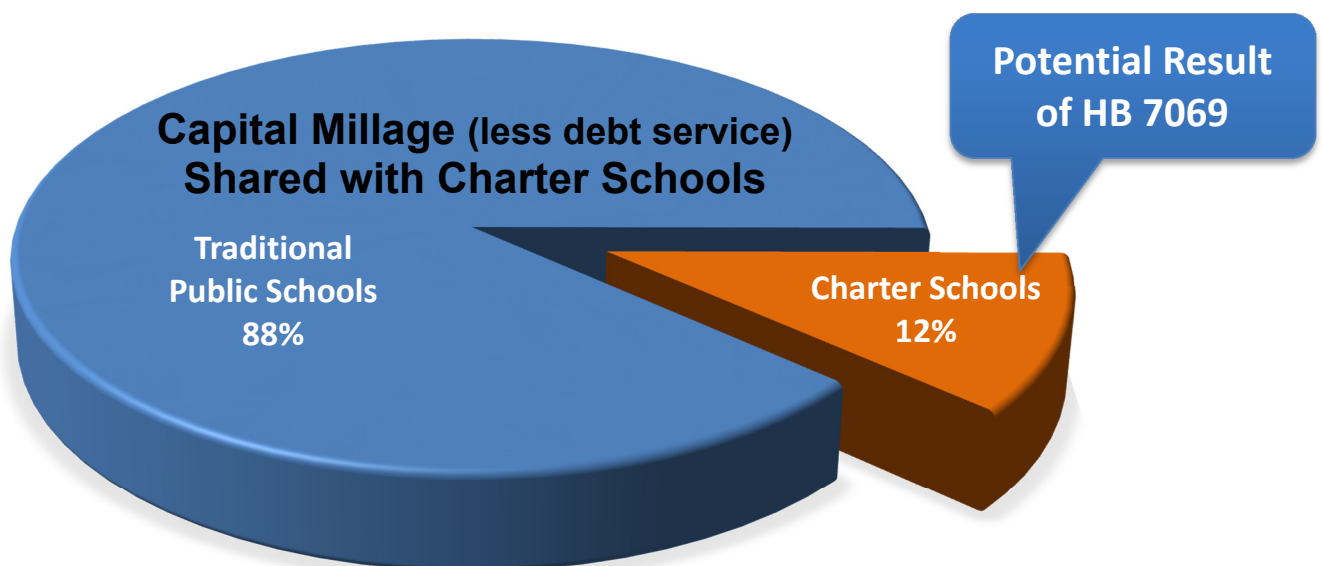
This District Educational Facilities Plan (DEFP-FY18), covers the five-year period beginning July 1, 2017 and ending June 30, 2022. This plan sustains funding for the SMART Program and other projects that were approved in the DEFP that was adopted on September 7, 2016. This plan includes:

- Updated Revenue Projections
- \$22.3 million in funding for District Priorities in FY18

HB 7069

The State approved legislation HB 7069 contains provisions that require the sharing of capital outlay millage with charter schools. This legislation is projected to cost the District between \$87 and \$100 million over the next five year (\$13 million in FY18). **This has a significant impact on the capital budget including funding for technology, maintenance, capital improvements, buses, and white fleet vehicles.** Funding for computer refresh, digital classroom technology, and the procurement system upgrade is not available because of this requirement to share capital outlay dollars with charter schools.

- The District's deferred capital needs already sit at over \$2 billion
- Must continue to deal with aging systems





Broward County Public Schools

SMART Program

The SMART program is currently \$990.4 million and is supported with funding from the \$800 million General Obligation Bond (GOB) and \$190.4 million in other capital outlay funding. The SMART program is mostly unchanged from the DEFP FY17. During the 2016-17 fiscal year the Board approved accelerating funding for several facilities projects and the music equipment replacement program. The Facilities Division is also recommending additional funding for single point of entry projects

District Priority Recommendations

The DEFP FY18 contains a detailed listing of the District Priority Recommendations for FY18. This is followed by a section of school by school details including the SMART Program projects.

Completed Projects

There is a new section in this DEFP FY18 to list completed projects. When projects are identified as complete they are listed in this new section. Completed projects are projects that have had financial activity and the scope of the project has been completed. There may be some additional financial activity on these projects as the final payments are made and all of the purchase orders are closed-out. Remaining balances for projects in the Completed and Meets Standards Projects will be held until a determination is made and approved by the Board to re-prioritize them for other District needs.

Many of the Information & Technology projects that are part of the SMART program have been completed under-budget. The savings from these projects is included in FY18 to support the District's capital outlay needs and the District Priority Recommendations.

Together these sections contain details on all of the appropriations in the DEFP FY18.

Appendices

The Appendix section includes other information that is required by section 1013.35, F.S. and the CCC Settlement Agreement to be included in the DEFP. The appendix schedules include: the Portable Transition Plan, Public School Concurrency / Level of Service Plan (LOS) and the Allocation of Resources.

Glossary of Terms



1. GOB:

Renovation projects and technology for District owned schools and charter schools, funding from general obligation bond proceeds of \$800 million.

2. SMART Program:

Includes Safety, Music & Arts, Facility projects and Technology (funding sources are GOB and other capital funding of \$190.4 million, totaling \$990.4 million).

3. Program Years (SMART):

Program Years 1 through 5 refer to the year that funding is identified for SMART Program projects.

| | | | | |
|------------------------------|------------------------------|------------------------------|------------------------------|------------------------------|
| Program Year 1 FY 2015 | Program Year 2 FY 2016 | Program Year 3 FY 2017 | Program Year 4 FY 2018 | Program Year 5 FY 2019 |
|------------------------------|------------------------------|------------------------------|------------------------------|------------------------------|

4. Adopted District Educational Facilities Plan FY17 (DEFP-FY17):

The District Educational Facilities Plan (DEFP) adopted by the School Board on September 07, 2016.

5. Tentative District Educational Facilities Plan (Tentative DEFP-FY18)

An update to the DEFP-FY17 that includes revised revenue projections, updated appropriations and District Priority recommendations for new funding.

6. Fiscal Years:

The fiscal year beginning July 1, 2017 to June 30, 2018 is the fiscal year 2018.

| | | | | |
|---------------------|---------------------|---------------------|---------------------|---------------------|
| Fiscal Year 2017 | Fiscal Year 2018 | Fiscal Year 2019 | Fiscal Year 2020 | Fiscal Year 2021 |
|---------------------|---------------------|---------------------|---------------------|---------------------|

7. SMART Website:

Projects Listed on the District's SMART Website,
<http://browardschools.com/smartfutures>

8. School Choice Enhancement:

Funding allocated (\$100,000 per school) for a school-based, school-choice project to improve the condition of an instructional or educational space at each District Owned school. School Choice Enhancement projects are included in the SMART Program.

9. District Wide Funding:

Funding/project for locations other than school locations.

11. Building Replacement:

Requires additional analysis by the Design Professional when hired to determine if the building is in a condition that would warrant replacement or if the building is sufficiently structurally sound that would make improvements appropriate.



Table of Contents

| | |
|---|-----|
| Introduction | i |
| Glossary of Terms..... | iii |
| FINANCIAL SUMMARY SCHEDULES | |
| SMART Program | 1 |
| Revenues..... | 2 |
| Appropriations | 3 |
| SECTION 1 | |
| District Priority Recommendations..... | 5 |
| SECTION 2 | |
| SCHOOL-BY-SCHOOL SCHEDULES | |
| SMART School-by-School Index | 7 |
| SMART School-by-School Projects (alphabetical by school name) | 11 |
| District Wide Schedule..... | 253 |
| SECTION 3 | |
| COMPLETED PROJECTS | |
| Completed Projects Listing | 259 |
| SECTION 4 | |
| APPENDIX | |
| Index of Appendices..... | 291 |
| Appendix A – Portable Transition Plan | 293 |
| Appendix B – Public School Concurrency / Level-of-Service Plan..... | 297 |
| Appendix C – Allocation of Resources & 10 and 20 Year Plan (CCC Settlement Agreement – Condition #8) | 316 |
| Appendix D – Magnet Programs | 317 |
| Appendix E – Innovative Programs | 318 |

SMART Program

(in millions)



| | Program Year 1 (FY 2015) | Program Year 2 (FY 2016) | Program Year 3 (FY 2017) | Program Year 4 (FY 2018) | Program Year 5 (FY 2019) | Total |
|--|--------------------------------|--------------------------------|--------------------------------|--------------------------------|--------------------------------|-----------------|
| SMART Appropriations | | | | | | |
| Safety | \$ 24.8 | \$ 32.7 | \$ 25.1 | \$ 21.1 | \$ 25.6 | \$ 129.3 |
| Music & Art | 5.5 | 9.8 | 13.4 | 6.1 | 6.1 | 40.9 |
| Athletics | 1.8 | 1.8 | 1.8 | 0.9 | 1.0 | 7.3 |
| Renovation | 159.2 | 149.6 | 166.4 | 110.6 | 146.2 | 732.0 |
| Technology | | | | | | |
| Computers and Hardware - District owned Schools | 30.5 | 23.8 | 14.6 | | | 68.9 |
| Charter School Technology | 12.0 | | | | | 12.0 |
| Total | \$ 233.8 | \$ 217.7 | \$ 221.3 | \$ 138.7 | \$ 178.9 | \$ 990.4 |

$$\begin{array}{r}
 \$672.8 \\
 \underline{(135.0)} \quad \text{(SMART Program Expenditures/savings as of June 30, 2017)} \\
 \$537.8 \quad \text{(carryover)}
 \end{array}$$



District Educational Facilities Plan

Revenues

(in thousands)

| Revenue & Financing Sources | Carryover FY 2017 | FY 2018 | FY 2019 | FY 2020 | FY 2021 | FY 2022 | Total |
|--|------------------------------|-------------------|-------------------|-------------------|-------------------|-------------------|---------------------|
| Millage | \$ 82,224 | \$ 278,599 | \$ 296,653 | \$ 313,503 | \$ 330,965 | \$ 348,936 | \$ 1,650,880 |
| Local | 104,237 | 30,121 | 14,155 | 11,155 | 10,410 | 17,155 | 187,233 |
| General Obligation Bond | 489,578 | 107,086 | 145,392 | 0 | 0 | 0 | 742,056 |
| State | 16,738 | 15,212 | 12,812 | 12,812 | 12,812 | 12,812 | 83,198 |
| Federal | 0 | 4,367 | 4,367 | 4,367 | 4,367 | 4,367 | 21,835 |
| Total | \$ 692,777 | \$ 435,385 | \$ 473,379 | \$ 341,837 | \$ 358,554 | \$ 383,270 | \$ 2,685,202 |

District Educational Facilities Plan

Appropriations

(in thousands)



| | Carryover FY 2017 | FY 2018 | FY 2019 | FY 2020 | FY 2021 | FY 2022 | Total |
|---------------------------------|------------------------------|-------------------|-------------------|-------------------|-------------------|-------------------|---------------------|
| Appropriations | | | | | | | |
| COPs Debt Service * | \$ 0 | \$ 146,881 | \$ 160,078 | \$ 166,668 | \$ 169,792 | \$ 170,018 | \$ 813,437 |
| Equipment & Building Leases | 0 | 17,119 | 14,513 | 11,430 | 11,442 | 16,796 | 71,300 |
| Facilities / Capital Salaries | 0 | 15,200 | 15,200 | 15,200 | 15,200 | 15,200 | 76,000 |
| Quality Assurance | 0 | 170 | 170 | 170 | 170 | 170 | 850 |
| Maintenance | 594 | 66,000 | 64,000 | 64,000 | 64,000 | 64,000 | 322,594 |
| Facility Projects | 22,750 | 7,300 | 0 | 0 | 0 | 0 | 30,050 |
| SMART Program | 537,874 | 138,688 | 178,882 | 0 | 0 | 0 | 855,444 ** |
| SMART Program Reserve | 71,042 | 658 | 18,354 | 59,839 | 69,807 | 0 | 219,700 |
| Charter Schools - State PECO | 0 | 8,319 | 8,319 | 8,319 | 8,319 | 8,319 | 41,595 |
| Charter Schools - Local Millage | 0 | 12,711 | 13,863 | 16,211 | 19,824 | 24,067 | 86,676 |
| District Priorities | 38,446 | 22,339 | 0 | 0 | 0 | 0 | 60,785 |
| Unallocated (FY19 - FY22) | 22,071 | 0 | 0 | 0 | 0 | 84,700 | 106,771 |
| Sub-Total | \$ 692,777 | \$ 435,385 | \$ 473,379 | \$ 341,837 | \$ 358,554 | \$ 383,270 | \$ 2,685,202 |

* Debt Service based on District credit rating and no downgrade as a result of HB 7069

(in millions)

** \$ 855.4
135.0 (SMART Program Expenditures/savings as of June 30, 2017)
\$ 990.4

[This page intentionally left blank]

| District Priority Recommendations | | | |
|-----------------------------------|--|--|--|
| Item | Need | Description | FY18 Amount |
| A | Maintenance of Athletic Facilities | Stadiums maintained in a safe and quality manner for special community school and athletic events, pools maintained at or above the county and federal standard for health and safety [in FY2018-19 will be part of the Maintenance Transfer] | \$ 714,000 |
| B | Athletic Equipment | Athletic equipment replacement for gender equity, middle school/special centers, wrestling mats and track & field equipment [in FY2018-19 will be part of the Maintenance Transfer] | 519,450 |
| C | Programming (Magnet) | Provide unique and thematic equipment that supports student instruction and activities at magnet schools - this equipment is not included in the standard operating funds allocated to schools | 385,000 |
| D | Programming (Innovative Programs) | Provide unique and thematic equipment that supports student instruction and activities at innovative program schools - this equipment is not included in the standard operating funds allocated to schools | 179,000 <u>268,500</u> |
| E | Portable Transition | Disposition/demolition of 43 portables at 5 school sites, move 3 portables and provide covered walkways at Westglades Middle [in FY2018-19 will be part of the Maintenance Transfer] | 891,600 |
| F | BECON Equipment | Replacement equipment and parts to repair and maintain BECON assets for continued operations. Includes BECON poles, video equipment at schools, WBEC broadcast transmitter (repack project), and WKPX equipment | 150,000 |
| H | Security Surveillance Project | Connect and standardize video surveillance equipment across District sites to allow for real-time monitoring, improve access to recorded media and reduce the time to repair malfunctioning equipment (FY18 Amount is half of \$700k annual payment for \$5M financed over 8 yrs) | 346,000 |
| I | ERP/SAP Upgrade | Upgrade ERP/SAP systems to prevent the failure of critical business functions as well as be in compliance for maintenance agreements and improve system stability, usability and performance | 4,500,000 |
| J | Ariba Procurement System | SAP Ariba is a cloud procurement solution; implement a fully integrated solution to increase visibility into the end-to-end procurement process required by the increased volumes associated with Purchasing Policy 3320 and the SMART initiative. Integrated solution will include a Central Bidder Registration tool in support of the Supplier Diversity and Outreach Program Policy 3330 | <u>1,809,300</u> |
| L | Bus Replacement | Replacement of 100 school buses (FY18 Amount is half of \$1.5M annual payment for \$10.6M financed over 8 yrs) | 735,075 |
| M | Environmental Health and Safety | Address items such as: Asbestos & Lead Based Paint Abatement, Indoor Air Quality/Mold Remediation, Regulatory/Environmental/Compliance Requirements (i.e. HazMat Disposal, Storm Water Management), Safety Improvements (i.e. theatre curtains-fire rating, safety inspections), Sustainability Efforts (i.e. Water Conservation, Energy Management) [in FY2018-19 will be part of the Maintenance Transfer] | 1,900,000 |
| N | Capital Improvements | Address emergency, urgent and other maintenance needs in District schools and facilities [in FY2018-19 will be part of the Maintenance Transfer] | 10,120,000 |
| Grand Total | | | \$ 20,440,125 <u>\$ 22,338,925</u> |

[This page intentionally left blank]

The School Board of Broward County, Florida
District Educational Facilities Plan Report by School
Fiscal Years 2016-17 to 2020-21

| School Name | Loc ID | Page | School Name | Loc ID | Page |
|--|---------------|-------------|---|---------------|-------------|
| Anderson, Boyd H. High School | 1741 | 11 | Dave Thomas Education Center | 3651 | 57 |
| Apollo Middle School | 1791 | 12 | Dave Thomas Education Center-West | 2031 | 58 |
| Atlantic Technical College | 2221 | 13 | Davie Elementary School | 2801 | 59 |
| Atlantic Technical, Arthur Ashe, Jr Campus | 4702 | 14 | Deerfield Beach Elementary School | 0011 | 60 |
| Atlantic West Elementary School | 2511 | 15 | Deerfield Beach High School | 1711 | 61 |
| Attucks Middle School | 0343 | 16 | Deerfield Beach Middle School | 0911 | 62 |
| Bair Middle School | 2611 | 17 | Deerfield Park Elementary School | 0391 | 63 |
| Banyan Elementary School | 2001 | 18 | Dillard 6-12 School | 0371 | 64 |
| Bayview Elementary School | 0641 | 19 | Dillard Elementary School | 0271 | 65 |
| Beachside Montessori Village | 2041 | 20 | Discovery Elementary School | 3962 | 66 |
| Bennett Elementary School | 0201 | 21 | Dolphin Bay Elementary School | 3751 | 67 |
| Bethune, Mary M. Elementary School | 0341 | 22 | Drew, Charles Elementary School | 3221 | 68 |
| Boulevard Heights Elementary School | 0971 | 23 | Drew, Charles Family Resource Center | 0301 | 69 |
| Bright Horizons Center | 0871 | 24 | Driftwood Elementary School | 0721 | 70 |
| Broadview Elementary School | 0811 | 25 | Driftwood Middle School | 0861 | 71 |
| Broward Estates Elementary School | 0501 | 26 | Eagle Point Elementary School | 3461 | 72 |
| Castle Hill Annex | 1382 | 27 | Eagle Ridge Elementary School | 3441 | 73 |
| Castle Hill Elementary School | 1461 | 28 | Ely, Blanche High School | 0361 | 74 |
| Central Park Elementary School | 2641 | 29 | Embassy Creek Elementary School | 3191 | 76 |
| Challenger Elementary School | 3771 | 30 | Endeavour Primary Learning Center | 3301 | 77 |
| Chapel Trail Elementary School | 2961 | 31 | Everglades Elementary School | 2942 | 78 |
| Coconut Creek Elementary School | 1421 | 32 | Everglades High School | 3731 | 79 |
| Coconut Creek High School | 1681 | 33 | Fairway Elementary School | 1641 | 80 |
| Coconut Palm Elementary School | 3741 | 34 | Falcon Cove Middle School | 3622 | 81 |
| Colbert Elementary School | 0231 | 35 | Flamingo Elementary School | 2541 | 82 |
| Collins Elementary School | 0331 | 36 | Flanagan, Charles W. High School | 3391 | 84 |
| Cooper City Elementary School | 1211 | 37 | Floranada Elementary School | 0851 | 85 |
| Cooper City High School | 1931 | 38 | Forest Glen Middle School | 3051 | 86 |
| Coral Cove Elementary School | 2011 | 40 | Forest Hills Elementary School | 2631 | 87 |
| Coral Glades High School | 3861 | 41 | Fort Lauderdale High School | 0951 | 88 |
| Coral Park Elementary School | 3041 | 42 | Fox Trail Elementary School | 3531 | 89 |
| Coral Springs Pre-K - 8 | 2551 | 43 | Gator Run Elementary School | 3642 | 90 |
| Coral Springs High School | 1151 | 44 | Glades Middle School | 2021 | 91 |
| Coral Springs Middle School | 2561 | 45 | Griffin Elementary School | 2851 | 92 |
| Country Hills Elementary School | 3111 | 46 | Gulfstream Acdy of Hallandale Beach K-8 | 0131 | 93 |
| Country Isles Elementary School | 2981 | 47 | Gulfstream Acdy of Hallandale Beach K-8 | 0592 | 94 |
| Cresthaven Elementary School | 0901 | 48 | Gulfstream Middle School | 3931 | 95 |
| Croissant Park Elementary School | 0221 | 49 | Hallandale High School | 0403 | 96 |
| Cross Creek School | 3222 | 50 | Harbordale Elementary School | 0491 | 97 |
| Crystal Lake Middle School | 1871 | 51 | Hawkes Bluff Elementary School | 3131 | 98 |
| Cypress Bay High School | 3623 | 52 | Henry D. Perry Education Center | 1011 | 99 |
| Cypress Elementary School | 1781 | 53 | Heron Heights Elementary School | 3961 | 100 |
| Cypress Run Education Center | 2123 | 54 | Hollywood Central Elementary School | 0121 | 101 |
| Dandy, William Middle School | 1071 | 55 | Hollywood Hills Elementary School | 0111 | 102 |
| Dania Elementary School | 0101 | 56 | Hollywood Hills High School | 1661 | 103 |

The School Board of Broward County, Florida
District Educational Facilities Plan Report by School
Fiscal Years 2016-17 to 2020-21

| School Name | Loc ID | Page | School Name | Loc ID | Page |
|--|---------------|-------------|--|---------------|-------------|
| Hollywood Park Elementary School | 1761 | 105 | Nova Dwight D Eisenhower Elementary School | 1271 | 150 |
| Horizon Elementary School | 2531 | 106 | Nova High School | 1281 | 151 |
| Hunt, James S. Elementary School | 1971 | 107 | Nova Middle School | 1311 | 152 |
| Indian Ridge Middle School | 3471 | 108 | Oakland Park Elementary School | 0031 | 153 |
| Indian Trace Elementary School | 3181 | 109 | Oakridge Elementary School | 0461 | 154 |
| King, Martin Luther (Dr. Martin Luther King, Jr. Montessori Academy) | 1611 | 110 | Olsen Middle School | 0471 | 155 |
| Lake Forest Elementary School | 0831 | 111 | Orange Brook Elementary School | 0711 | 156 |
| Lakeside Elementary School | 3591 | 112 | Oriole Elementary School | 1831 | 157 |
| Lanier-James Education Center | 0405 | 113 | Palm Cove Elementary School | 3311 | 158 |
| Larkdale Elementary School | 0621 | 114 | Palmview Elementary School | 1131 | 159 |
| Lauderdale Lakes Middle School | 1701 | 115 | Panther Run Elementary School | 3571 | 160 |
| Lauderdale Manors Early Learning and Resource Center | 0431 | 116 | Park Lakes Elementary School | 3761 | 161 |
| Lauderhill 6-12 School | 1391 | 117 | Park Ridge Elementary School | 1951 | 162 |
| Lauderhill-Paul Turner Elementary School | 1381 | 118 | Park Springs Elementary School | 3171 | 163 |
| Liberty Elementary School | 3821 | 119 | Park Trails Elementary School | 3781 | 164 |
| Lloyd Estates Elementary School | 1091 | 120 | Parkside Elementary School | 3631 | 166 |
| Lyons Creek Middle School | 3101 | 121 | Parkway Middle School | 0701 | 167 |
| Manatee Bay Elementary School | 3841 | 122 | Pasadena Lakes Elementary School | 2071 | 168 |
| Maplewood Elementary School | 2741 | 123 | Pembroke Lakes Elementary School | 2661 | 169 |
| Margate Elementary School | 1161 | 124 | Pembroke Pines Elementary School | 1221 | 170 |
| Margate Middle School | 0581 | 125 | Perry, Annabel C. Elementary School | 1631 | 171 |
| Markham, C. Robert Elementary School | 1671 | 126 | Peters Elementary School | 0931 | 172 |
| McArthur High School | 0241 | 127 | Pine Ridge Education Center | 0653 | 173 |
| McFatter Technical College | 1291 | 129 | Pines Lakes Elementary School | 2861 | 174 |
| McFatter Technical, Broward Fire Academy | 2771 | 130 | Pines Middle School | 1881 | 175 |
| McNab Elementary School | 0841 | 131 | Pinewood Elementary School | 2811 | 176 |
| McNicol Middle School | 0481 | 132 | Pioneer Middle School | 2571 | 177 |
| Meadowbrook Elementary School | 0761 | 133 | Piper High School | 1901 | 178 |
| Millennium 6-12 Collegiate Academy | 4772 | 134 | Plantation Elementary School | 0941 | 179 |
| Miramar Elementary School | 0531 | 135 | Plantation High School | 1451 | 180 |
| Miramar High School | 1751 | 136 | Plantation Middle School | 0551 | 182 |
| Mirror Lake Elementary School | 1841 | 137 | Plantation Park Elementary School | 1251 | 183 |
| Monarch High School | 3541 | 138 | Pompano Beach Elementary School | 0751 | 184 |
| Morrow Elementary School | 2691 | 139 | Pompano Beach High School | 0185 | 185 |
| New Renaissance Middle School | 3911 | 140 | Pompano Beach Middle School | 0021 | 186 |
| New River Middle School | 0881 | 141 | Quiet Waters Elementary School | 3121 | 187 |
| Nob Hill Elementary School | 2671 | 142 | Ramblewood Elementary School | 2721 | 188 |
| Norcrest Elementary School | 0561 | 143 | Ramblewood Middle School | 2711 | 189 |
| North Andrews Gardens Elementary School | 0521 | 144 | Rickards, James S. Middle School | 2121 | 190 |
| North Fork Elementary School | 1191 | 145 | Riverglades Elementary School | 2891 | 192 |
| North Lauderdale Elementary School | 2231 | 146 | Riverland Elementary School | 0151 | 194 |
| North Side Elementary School | 0041 | 147 | Riverside Elementary School | 3031 | 195 |
| Northeast High School | 1241 | 148 | Rock Island Elementary School | 3701 | 196 |
| Nova Blanche Forman Elementary School | 1282 | 149 | Royal Palm Elementary School | 1851 | 197 |

**The School Board of Broward County, Florida
District Educational Facilities Plan Report by School
Fiscal Years 2016-17 to 2020-21**

| School Name | Loc ID | Page | School Name | Loc ID | Page |
|-------------------------------------|---------------|-------------|--|---------------|-------------|
| Sanders Park Elementary School | 0891 | 198 | Westpine Middle School | 2052 | 244 |
| Sandpiper Elementary School | 3061 | 199 | Westwood Heights Elementary School | 0631 | 245 |
| Sawgrass Elementary School | 3401 | 200 | Whiddon-Rogers Education Center | 0452 | 246 |
| Sawgrass Springs Middle School | 3431 | 201 | Whispering Pines Education Center | 1752 | 247 |
| Sea Castle Elementary School | 2871 | 202 | Wilton Manors Elementary School | 0191 | 248 |
| Seagull Alternative High School | 0601 | 203 | Wingate Oaks Center | 0991 | 249 |
| Seminole Middle School | 1891 | 204 | Winston Park Elementary School | 3091 | 250 |
| Sheridan Hills Elementary School | 1811 | 205 | Young, Virginia Shuman Elementary School | 3321 | 251 |
| Sheridan Park Elementary School | 1321 | 206 | Young, Walter C. Middle School | 3001 | 252 |
| Sheridan Technical Center | 1051 | 207 | | | |
| Sheridan Technical High School | 0422 | 208 | | | |
| Silver Lakes Elementary School | 3371 | 209 | | | |
| Silver Lakes Middle School | 2971 | 210 | | | |
| Silver Palms Elementary School | 3491 | 211 | | | |
| Silver Ridge Elementary School | 3081 | 212 | | | |
| Silver Shores Elementary School | 3581 | 213 | | | |
| Silver Trail Middle School | 3331 | 214 | | | |
| South Broward High School | 0171 | 215 | | | |
| South Plantation High School | 2351 | 216 | | | |
| Stephen Foster Elementary School | 0921 | 217 | | | |
| Stirling Elementary School | 0691 | 218 | | | |
| Stoneman Douglas High School | 3011 | 219 | | | |
| Stranahan High School | 0211 | 220 | | | |
| Sunland Park Academy | 0611 | 222 | | | |
| Sunrise Middle School | 0251 | 223 | | | |
| Sunset Lakes Elementary School | 3661 | 224 | | | |
| Sunshine Elementary School | 1171 | 225 | | | |
| Tamarac Elementary School | 2621 | 226 | | | |
| Taravella, J.P. High School | 2751 | 227 | | | |
| Tedder Elementary School | 0571 | 228 | | | |
| Tequesta Trace Middle School | 3151 | 229 | | | |
| The Quest Center | 1021 | 230 | | | |
| Thurgood Marshall Elementary School | 3291 | 231 | | | |
| Tradewinds Elementary School | 3481 | 232 | | | |
| Tropical Elementary School | 0731 | 233 | | | |
| Twin Lakes Annex | 3251 | 234 | | | |
| Village Elementary School | 1621 | 235 | | | |
| Walker Elementary School | 0321 | 236 | | | |
| Watkins Elementary School | 0511 | 237 | | | |
| Welleby Elementary School | 2881 | 238 | | | |
| West Broward High School | 3971 | 239 | | | |
| West Hollywood Elementary School | 0161 | 240 | | | |
| Westchester Elementary School | 2681 | 241 | | | |
| Western High School | 2831 | 242 | | | |
| Westglades Middle School | 3871 | 243 | | | |

[This page intentionally left blank]

Anderson, Boyd H. High School

Adopted District Educational Facilities Plan

| Project | Program Year 1 2015 | Program Year 2 2016 | Program Year 3 2017 | Program Year 4 2018 | Program Year 5 2019 | Total | Scope |
|--|---------------------------|---------------------------|---------------------------|---------------------------|---------------------------|-------|-------|
| There are no DEFP projects for this location. | | | | | | | |

SMART Program

| Project | Program Year 1 2015 | Program Year 2 2016 | Program Year 3 2017 | Program Year 4 2018 | Program Year 5 2019 | Total | Scope |
|------------------------|---------------------------|---------------------------|---------------------------|---------------------------|---------------------------|------------------|---|
| Safety & Security | | | 77,000 | | | 77,000 | Safety / Security Upgrade |
| Safety & Security | | | 540,000 | | | 540,000 | Single Point of Entry |
| Music & Art Equipment | | | 300,000 | | | 300,000 | Music Equipment Replacement |
| Athletics | | | 121,000 | | | 121,000 | Weight Room Renovation |
| Renovation | 2,018,340 | | | | | 2,018,340 | Renovation of the existing Media Center including select demolition, removal of existing interior stair, new interior wall layout, finishes and minor HVAC, plumbing and electrical work. |
| Renovation | | | 849,000 | | | 849,000 | HVAC Improvements |
| Renovation | | | 2,580,000 | | | 2,580,000 | Building Envelope Improvements (Roof, Window, Ext Wall, etc.) |
| Renovation | | | 388,000 | | | 388,000 | ADA renovations related to educational adequacy |
| Renovation | | | 1,380,000 | | | 1,380,000 | STEM Lab improvements |
| Renovation | | | 100,000 | | | 100,000 | School Choice Enhancement |
| SMART Sub-Total | 2,018,340 | | 6,335,000 | | | 8,353,340 | |

Completed

| Type | Program Year 1 2015 | Program Year 2 2016 | Program Year 3 2017 | Program Year 4 2018 | Program Year 5 2019 | Total | Scope |
|---------------------------|---------------------------|---------------------------|---------------------------|---------------------------|---------------------------|----------------|--|
| SMART | | | 236,000 | | | 236,000 | Additional computers to close computer gap |
| SMART | | | 71,000 | | | 71,000 | CAT 6 Data port Upgrade |
| SMART | | | 89,000 | | | 89,000 | Wireless Network Upgrade |
| Complete Sub-Total | | | 396,000 | | | 396,000 | |

| | | | | | | | |
|---------------------|-----------|---|-----------|---|---|-----------|--|
| School Total | 2,018,340 | 0 | 6,731,000 | 0 | 0 | 8,749,340 | |
|---------------------|-----------|---|-----------|---|---|-----------|--|

Apollo Middle School

Adopted District Educational Facilities Plan

| Project | Program Year 1 2015 | Program Year 2 2016 | Program Year 3 2017 | Program Year 4 2018 | Program Year 5 2019 | Total | Scope |
|---|---------------------------|---------------------------|---------------------------|---------------------------|---------------------------|-------|-------|
| There are no DEFP projects for this location. | | | | | | | |

SMART Program

| Project | Program Year 1 2015 | Program Year 2 2016 | Program Year 3 2017 | Program Year 4 2018 | Program Year 5 2019 | Total | Scope |
|------------------------|---------------------------|---------------------------|---------------------------|---------------------------|---------------------------|------------------|---|
| Safety & Security | | | | | 107,000 | 107,000 | Safety / Security Upgrade |
| Safety & Security | | | 75,000 | | | 75,000 | Single Point of Entry |
| Safety & Security | | | | | 50,000 | 50,000 | Fire Sprinklers |
| Renovation | | | | | 555,000 | 555,000 | Media Center improvements |
| Renovation | | | | | 1,633,000 | 1,633,000 | Building Envelope Improvements (Roof, Window, Ext Wall, etc.) |
| Renovation | | | 120,000 | | | 120,000 | Wireless Network Upgrade |
| Renovation | | | | | 100,000 | 100,000 | School Choice Enhancement |
| Renovation | | | | | 4,570,000 | 4,570,000 | HVAC Improvements |
| Renovation | | | 11,000 | | | 11,000 | CAT 6 Data port Upgrade |
| Technology | | | 13,000 | | | 13,000 | Technology Infrastructure (Servers, Racks, etc.) Upgrade |
| Technology | | | 104,000 | | | 104,000 | Additional computers to close computer gap |
| SMART Sub-Total | | | 323,000 | | 7,015,000 | 7,338,000 | |

Completed

| Type | Program Year 1 2015 | Program Year 2 2016 | Program Year 3 2017 | Program Year 4 2018 | Program Year 5 2019 | Total | Scope |
|---------------------------|---------------------------|---------------------------|---------------------------|---------------------------|---------------------------|----------------|-----------------------------|
| SMART | 100,000 | | | | | 100,000 | Music Equipment Replacement |
| SMART | | | 70,000 | | | 70,000 | Track Resurfacing |
| Complete Sub-Total | 100,000 | | 70,000 | | | 170,000 | |

| | | | | | | | |
|---------------------|---------|---|---------|---|-----------|-----------|--|
| School Total | 100,000 | 0 | 393,000 | 0 | 7,015,000 | 7,508,000 | |
|---------------------|---------|---|---------|---|-----------|-----------|--|

Atlantic Technical College

Adopted District Educational Facilities Plan

| Project | Program Year 1 2015 | Program Year 2 2016 | Program Year 3 2017 | Program Year 4 2018 | Program Year 5 2019 | Total | Scope |
|--------------------|---------------------|---------------------|---------------------|---------------------|---------------------|---------|---|
| Canopy Replacement | 405,000 | | | | | 405,000 | Demolish existing canopy and install new Main Entrance Canopy at Building #1. Scope of work includes new lighting and lighting protection, concrete slab and structural concrete columns, storm drainage, revised stairs, planters and handrails. |
| Re-Roof | 221,400 | | | | | 221,400 | Demolish existing roofing and tectum decking down to bar joists on Building #8. Install new metal decking and SBS Modified roof system and related accessories. |
| DEFP Sub-Total | 626,400 | 0 | 0 | 0 | 0 | 626,400 | |

SMART Program

| Project | Program Year 1 2015 | Program Year 2 2016 | Program Year 3 2017 | Program Year 4 2018 | Program Year 5 2019 | Total | Scope |
|-------------------|---------------------|---------------------|---------------------|---------------------|---------------------|-----------|---|
| Safety & Security | | 1,482,000 | | | | 1,482,000 | Fire Sprinklers |
| Renovation | | 100,000 | | | | 100,000 | School Choice Enhancement |
| Renovation | | 118,000 | | | | 118,000 | Media Center improvements |
| Renovation | | 4,642,000 | | | | 4,642,000 | IAQ Repairs - HVAC |
| Renovation | | 2,710,000 | | | | 2,710,000 | Building Envelope Improvements (Roof, Window, Ext Wall, etc.) |
| SMART Sub-Total | | 9,052,000 | | | | 9,052,000 | |

Completed

| Type | Program Year 1 2015 | Program Year 2 2016 | Program Year 3 2017 | Program Year 4 2018 | Program Year 5 2019 | Total | Scope |
|--------------------|---------------------|---------------------|---------------------|---------------------|---------------------|---------|--|
| SMART | 18,000 | | | | | 18,000 | CAT 6 Data port Upgrade |
| SMART | 483,000 | | | | | 483,000 | Technology Infrastructure (Servers, Racks, etc.) Upgrade |
| SMART | 161,000 | | | | | 161,000 | Wireless Network Upgrade |
| Complete Sub-Total | 662,000 | | | | | 662,000 | |

| | | | | | | | |
|---------------------|-----------|-----------|---|---|---|------------|--|
| School Total | 1,288,400 | 9,052,000 | 0 | 0 | 0 | 10,340,400 | |
|---------------------|-----------|-----------|---|---|---|------------|--|

Atlantic Technical, Arthur Ashe, Jr Campus

Adopted District Educational Facilities Plan

| Project | Program Year 1 2015 | Program Year 2 2016 | Program Year 3 2017 | Program Year 4 2018 | Program Year 5 2019 | Total | Scope |
|--|---------------------------|---------------------------|---------------------------|---------------------------|---------------------------|--------|---|
| Install one Direct Expansion mini split AC unit in rooms 171 & 174, Bldg 1 | 48,000 | | | | | 48,000 | Install one mini split unit direct expansion with one condenser and three evaporators. Includes condensate drain pumps for each evaporator, fresh air intake, drain-line to a french well and condensing unit on a metal stand on the exterior wall 9' AFF. |
| DEFP Sub-Total | 48,000 | 0 | 0 | 0 | 0 | 48,000 | |

SMART Program

| Project | Program Year 1 2015 | Program Year 2 2016 | Program Year 3 2017 | Program Year 4 2018 | Program Year 5 2019 | Total | Scope |
|------------------------|---------------------------|---------------------------|---------------------------|---------------------------|---------------------------|-----------|---|
| Safety & Security | | | 42,000 | | | 42,000 | Fire Alarm |
| Renovation | 1,200,000 | | | | | 1,200,000 | Building Envelope Improvements (Roof, Window, Ext Wall, etc.) |
| SMART Sub-Total | 1,200,000 | | 42,000 | | | 1,242,000 | |

Completed

| Type | Program Year 1 2015 | Program Year 2 2016 | Program Year 3 2017 | Program Year 4 2018 | Program Year 5 2019 | Total | Scope |
|---------------------------|---------------------------|---------------------------|---------------------------|---------------------------|---------------------------|---------|---------------------------|
| SMART | | | 10,000 | | | 10,000 | CAT 6 Data port Upgrade |
| SMART | 100,000 | | | | | 100,000 | School Choice Enhancement |
| SMART | | | 90,000 | | | 90,000 | Wireless Network Upgrade |
| Complete Sub-Total | 100,000 | | 100,000 | | | 200,000 | |

| | | | | | | | |
|---------------------|-----------|---|---------|---|---|-----------|--|
| School Total | 1,348,000 | 0 | 142,000 | 0 | 0 | 1,490,000 | |
|---------------------|-----------|---|---------|---|---|-----------|--|

Atlantic West Elementary School

Adopted District Educational Facilities Plan

| Project | Program Year 1 2015 | Program Year 2 2016 | Program Year 3 2017 | Program Year 4 2018 | Program Year 5 2019 | Total | Scope |
|-----------------------|---------------------|---------------------|---------------------|---------------------|---------------------|---------------|----------------------|
| HVAC | 52,197 | | | | | 52,197 | Safety / Ventilation |
| DEFP Sub-Total | 52,197 | 0 | 0 | 0 | 0 | 52,197 | |

SMART Program

| Project | Program Year 1 2015 | Program Year 2 2016 | Program Year 3 2017 | Program Year 4 2018 | Program Year 5 2019 | Total | Scope |
|------------------------|---------------------|---------------------|---------------------|---------------------|---------------------|------------------|---|
| Safety & Security | | 619,000 | | | | 619,000 | Fire Sprinklers |
| Music & Art Equipment | | 50,000 | | | | 50,000 | Music Equipment Replacement |
| Renovation | | 100,000 | | | | 100,000 | School Choice Enhancement |
| Renovation | | 227,000 | | | | 227,000 | Media Center improvements |
| Renovation | | 723,000 | | | | 723,000 | HVAC Improvements |
| Renovation | | 1,048,000 | | | | 1,048,000 | Building Envelope Improvements (Roof, Window, Ext Wall, etc.) |
| SMART Sub-Total | | 2,767,000 | | | | 2,767,000 | |

Completed

| Type | Program Year 1 2015 | Program Year 2 2016 | Program Year 3 2017 | Program Year 4 2018 | Program Year 5 2019 | Total | Scope |
|---------------------------|---------------------|---------------------|---------------------|---------------------|---------------------|----------------|--|
| SMART | | 146,000 | | | | 146,000 | Additional computers to close computer gap |
| SMART | | 16,000 | | | | 16,000 | CAT 6 Data port Upgrade |
| SMART | | 89,000 | | | | 89,000 | Wireless Network Upgrade |
| Complete Sub-Total | | 251,000 | | | | 251,000 | |

| | | | | | | | |
|---------------------|---------------|------------------|----------|----------|----------|------------------|--|
| School Total | 52,197 | 3,018,000 | 0 | 0 | 0 | 3,070,197 | |
|---------------------|---------------|------------------|----------|----------|----------|------------------|--|

Attucks Middle School

Adopted District Educational Facilities Plan

| Project | Program Year 1 2015 | Program Year 2 2016 | Program Year 3 2017 | Program Year 4 2018 | Program Year 5 2019 | Total | Scope |
|---|---------------------------|---------------------------|---------------------------|---------------------------|---------------------------|-------|-------|
| There are no DEFP projects for this location. | | | | | | | |

SMART Program

| Project | Program Year 1 2015 | Program Year 2 2016 | Program Year 3 2017 | Program Year 4 2018 | Program Year 5 2019 | Total | Scope |
|------------------------|---------------------------|---------------------------|---------------------------|---------------------------|---------------------------|-----------|--|
| Safety & Security | | 1,962,778 | | | | 1,962,778 | Provide Fire Sprinkler Protection Install New Fire Alarm |
| Safety & Security | | | 465,000 | | | 465,000 | Single Point of Entry |
| Music & Art Equipment | | | 100,000 | | | 100,000 | Music Equipment Replacement |
| Renovation | | | | 420,000 | | 420,000 | Media Center improvements |
| Renovation | | 454,000 | | | | 454,000 | HVAC Improvements |
| Renovation | | | 624,000 | | | 624,000 | Electrical Improvements |
| Renovation | 100,000 | | | | | 100,000 | School Choice Enhancement |
| Renovation | 498,125 | | | | | 498,125 | Building Envelope Improvements (Roof, Window, Ext Wall, etc.) |
| SMART Sub-Total | 598,125 | 2,416,778 | 1,189,000 | 420,000 | | 4,623,903 | |

Completed

| Type | Program Year 1 2015 | Program Year 2 2016 | Program Year 3 2017 | Program Year 4 2018 | Program Year 5 2019 | Total | Scope |
|---------------------------|---------------------------|---------------------------|---------------------------|---------------------------|---------------------------|---------|---|
| SMART | | | 82,000 | | | 82,000 | Additional computers to close computer gap |
| SMART | | | 18,000 | | | 18,000 | CAT 6 Data port Upgrade |
| SMART | | | 103,000 | | | 103,000 | Wireless Network Upgrade |
| Complete Sub-Total | | | 203,000 | | | 203,000 | |

| | | | | | | | |
|---------------------|---------|-----------|-----------|---------|---|-----------|--|
| School Total | 598,125 | 2,416,778 | 1,392,000 | 420,000 | 0 | 4,826,903 | |
|---------------------|---------|-----------|-----------|---------|---|-----------|--|

Bair Middle School

Adopted District Educational Facilities Plan

| Project | Program Year 1 2015 | Program Year 2 2016 | Program Year 3 2017 | Program Year 4 2018 | Program Year 5 2019 | Total | Scope |
|---|---------------------------|---------------------------|---------------------------|---------------------------|---------------------------|-------|-------|
| There are no DEFP projects for this location. | | | | | | | |

SMART Program

| Project | Program Year 1 2015 | Program Year 2 2016 | Program Year 3 2017 | Program Year 4 2018 | Program Year 5 2019 | Total | Scope |
|------------------------|---------------------------|---------------------------|---------------------------|---------------------------|---------------------------|------------------|--|
| Safety & Security | | | | 77,000 | | 77,000 | Safety / Security Upgrade |
| Safety & Security | | | | 462,000 | | 462,000 | Fire Alarm |
| Renovation | | | 121,000 | | | 121,000 | Wireless Network Upgrade |
| Renovation | | | | 100,000 | | 100,000 | School Choice Enhancement |
| Renovation | | | | 495,000 | | 495,000 | Media Center improvements |
| Renovation | | | | 103,000 | | 103,000 | HVAC Improvements |
| Renovation | | | 26,000 | | | 26,000 | CAT 6 Data port Upgrade |
| Renovation | | | | 380,000 | | 380,000 | Building Envelope Improvements (Roof, Window, Ext Wall, etc.) |
| Technology | | | 134,000 | | | 134,000 | Additional computers to close computer gap |
| SMART Sub-Total | | | 281,000 | 1,617,000 | | 1,898,000 | |

Completed

| Type | Program Year 1 2015 | Program Year 2 2016 | Program Year 3 2017 | Program Year 4 2018 | Program Year 5 2019 | Total | Scope |
|---------------------------|---------------------------|---------------------------|---------------------------|---------------------------|---------------------------|----------------|-----------------------------|
| SMART | 100,000 | | | | | 100,000 | Music Equipment Replacement |
| Complete Sub-Total | 100,000 | | | | | 100,000 | |

| | | | | | | | |
|---------------------|---------|---|---------|-----------|---|-----------|--|
| School Total | 100,000 | 0 | 281,000 | 1,617,000 | 0 | 1,998,000 | |
|---------------------|---------|---|---------|-----------|---|-----------|--|

Banyan Elementary School

Adopted District Educational Facilities Plan

| Project | Program Year 1 2015 | Program Year 2 2016 | Program Year 3 2017 | Program Year 4 2018 | Program Year 5 2019 | Total | Scope |
|---|---------------------------|---------------------------|---------------------------|---------------------------|---------------------------|-------|-------|
| There are no DEFP projects for this location. | | | | | | | |

SMART Program

| Project | Program Year 1 2015 | Program Year 2 2016 | Program Year 3 2017 | Program Year 4 2018 | Program Year 5 2019 | Total | Scope |
|--|---------------------------|---------------------------|---------------------------|---------------------------|---------------------------|-------------------|--|
| Safety & Security* | | | 60,000 | | | 60,000 | Single Point of Entry |
| Music & Art Equipment | | | 50,000 | | | 50,000 | Music Equipment Replacement |
| Renovation | 100,000 | | | | | 100,000 | School Choice Enhancement |
| Renovation | | | | 198,000 | | 198,000 | Media Center improvements |
| Renovation | 128,000 | | | | | 128,000 | HVAC Improvements |
| Renovation | 917,000 | | | | | 917,000 | Building Envelope Improvements (Roof, Window, Ext Wall, etc.) |
| SMART Sub-Total | 1,145,000 | | 50,000 | 198,000 | | 1,393,000 | |
| <i>*Determined that Single Point of Entry standards were previously met and SMART funding was not used to complete this project.</i> | | | | | | | |

Completed

| Type | Program Year 1 2015 | Program Year 2 2016 | Program Year 3 2017 | Program Year 4 2018 | Program Year 5 2019 | Total | Scope |
|---------------------|---------------------------|---------------------------|---------------------------|---------------------------|---------------------------|---------|--|
| Other Capital Funds | | | 60,000 | | | 60,000 | Single Point of Entry |
| SMART | | 155,000 | | | | 155,000 | Additional computers to close computer gap |
| SMART | | 6,000 | | | | 6,000 | CAT 6 Data port Upgrade |
| SMART | | 18,000 | | | | 18,000 | Technology Infrastructure (Servers, Racks, etc.) Upgrade |
| SMART | | 88,000 | | | | 88,000 | Wireless Network Upgrade |
| Complete Sub-Total | | 267,000 | 60,000 | | | 327,000 | |

| | | | | | | | |
|---------------------|-----------|---------|---------|---------|---|-----------|--|
| School Total | 1,145,000 | 267,000 | 110,000 | 198,000 | 0 | 1,720,000 | |
|---------------------|-----------|---------|---------|---------|---|-----------|--|

Bayview Elementary School

Adopted District Educational Facilities Plan

| Project | Program Year 1 2015 | Program Year 2 2016 | Program Year 3 2017 | Program Year 4 2018 | Program Year 5 2019 | Total | Scope |
|--|---------------------------|---------------------------|---------------------------|---------------------------|---------------------------|-------|-------|
| There are no DEFP projects for this location. | | | | | | | |

SMART Program

| Project | Program Year 1 2015 | Program Year 2 2016 | Program Year 3 2017 | Program Year 4 2018 | Program Year 5 2019 | Total | Scope |
|------------------------|---------------------------|---------------------------|---------------------------|---------------------------|---------------------------|-----------|--|
| Music & Art Equipment | 50,000 | | | | | 50,000 | Music Equipment Replacement |
| Renovation | | | 20,000 | | | 20,000 | Wireless Network Upgrade |
| Renovation | | | 100,000 | | | 100,000 | School Choice Enhancement |
| Renovation | | | 906,000 | | | 906,000 | HVAC Improvements |
| Renovation | | | 4,000 | | | 4,000 | CAT 6 Data port Upgrade |
| Renovation | | | 836,000 | | | 836,000 | Building Envelope Improvements (Roof, Window, Ext Wall, etc.) |
| Technology | | | 65,000 | | | 65,000 | Technology Infrastructure (Servers, Racks, etc.) Upgrade |
| Technology | | | 92,000 | | | 92,000 | Additional computers to close computer gap |
| SMART Sub-Total | 50,000 | | 2,023,000 | | | 2,073,000 | |

Completed

| Project | Program Year 1 2015 | Program Year 2 2016 | Program Year 3 2017 | Program Year 4 2018 | Program Year 5 2019 | Total | Scope |
|--|---------------------------|---------------------------|---------------------------|---------------------------|---------------------------|-------|-------|
| There are no Completed projects for this location | | | | | | | |

| | | | | | | | |
|---------------------|--------|---|-----------|---|---|-----------|--|
| School Total | 50,000 | 0 | 2,023,000 | 0 | 0 | 2,073,000 | |
|---------------------|--------|---|-----------|---|---|-----------|--|

Beachside Montessori Village

Adopted District Educational Facilities Plan

| Project | Program Year 1 2015 | Program Year 2 2016 | Program Year 3 2017 | Program Year 4 2018 | Program Year 5 2019 | Total | Scope |
|---|---------------------------|---------------------------|---------------------------|---------------------------|---------------------------|-------|-------|
| There are no DEFP projects for this location. | | | | | | | |

SMART Program

| Project | Program Year 1 2015 | Program Year 2 2016 | Program Year 3 2017 | Program Year 4 2018 | Program Year 5 2019 | Total | Scope |
|-----------------------|---------------------------|---------------------------|---------------------------|---------------------------|---------------------------|---------|-----------------------------|
| Music & Art Equipment | | | 100,000 | | | 100,000 | Music Equipment Replacement |
| Renovation | 100,000 | | | | | 100,000 | School Choice Enhancement |
| SMART Sub-Total | 100,000 | | 100,000 | | | 200,000 | |

Completed

| Type | Program Year 1 2015 | Program Year 2 2016 | Program Year 3 2017 | Program Year 4 2018 | Program Year 5 2019 | Total | Scope |
|--------------------|---------------------------|---------------------------|---------------------------|---------------------------|---------------------------|---------|--|
| SMART | | 210,000 | | | | 210,000 | Additional computers to close computer gap |
| SMART | | 13,000 | | | | 13,000 | CAT 6 Data port Upgrade |
| SMART | | 4,000 | | | | 4,000 | Technology Infrastructure (Servers, Racks, etc.) Upgrade |
| SMART | | 14,000 | | | | 14,000 | Wireless Network Upgrade |
| Complete Sub-Total | | 241,000 | | | | 241,000 | |

| | | | | | | | |
|---------------------|---------|---------|---------|---|---|---------|--|
| School Total | 100,000 | 241,000 | 100,000 | 0 | 0 | 441,000 | |
|---------------------|---------|---------|---------|---|---|---------|--|

Bennett Elementary School

Adopted District Educational Facilities Plan

| Project | Program Year 1 2015 | Program Year 2 2016 | Program Year 3 2017 | Program Year 4 2018 | Program Year 5 2019 | Total | Scope |
|---|---------------------------|---------------------------|---------------------------|---------------------------|---------------------------|-------|-------|
| There are no DEFP projects for this location. | | | | | | | |

SMART Program

| Project | Program Year 1 2015 | Program Year 2 2016 | Program Year 3 2017 | Program Year 4 2018 | Program Year 5 2019 | Total | Scope |
|------------------------|---------------------------|---------------------------|---------------------------|---------------------------|---------------------------|-----------|--|
| Safety & Security | | | | | 319,000 | 319,000 | Fire Alarm |
| Music & Art Equipment | 50,000 | | | | | 50,000 | Music Equipment Replacement |
| Renovation | | | | | 100,000 | 100,000 | School Choice Enhancement |
| Renovation | | | | | 137,000 | 137,000 | Media Center improvements |
| Renovation | | | | | 88,000 | 88,000 | HVAC Improvements |
| Renovation | | | | | 1,270,000 | 1,270,000 | Building Envelope Improvements (Roof, Window, Ext Wall, etc.) |
| SMART Sub-Total | 50,000 | | | | 1,914,000 | 1,964,000 | |

Completed

| Type | Program Year 1 2015 | Program Year 2 2016 | Program Year 3 2017 | Program Year 4 2018 | Program Year 5 2019 | Total | Scope |
|---------------------------|---------------------------|---------------------------|---------------------------|---------------------------|---------------------------|---------|--|
| SMART | | 79,000 | | | | 79,000 | Additional computers to close computer gap |
| SMART | | 21,000 | | | | 21,000 | CAT 6 Data port Upgrade |
| SMART | | 55,000 | | | | 55,000 | Wireless Network Upgrade |
| Complete Sub-Total | | 155,000 | | | | 155,000 | |

| | | | | | | | |
|---------------------|--------|---------|---|---|-----------|-----------|--|
| School Total | 50,000 | 155,000 | 0 | 0 | 1,914,000 | 2,119,000 | |
|---------------------|--------|---------|---|---|-----------|-----------|--|

Bethune, Mary M. Elementary School

Adopted District Educational Facilities Plan

| Project | Program Year 1 2015 | Program Year 2 2016 | Program Year 3 2017 | Program Year 4 2018 | Program Year 5 2019 | Total | Scope |
|---|---------------------------|---------------------------|---------------------------|---------------------------|---------------------------|-------|-------|
| There are no DEFP projects for this location. | | | | | | | |

SMART Program

| Project | Program Year 1 2015 | Program Year 2 2016 | Program Year 3 2017 | Program Year 4 2018 | Program Year 5 2019 | Total | Scope |
|---|---------------------------|---------------------------|---------------------------|---------------------------|---------------------------|---------------------|--|
| Safety & Security* | | | -195,000 | | | -195,000 | Single Point of Entry |
| Renovation | | | | | 100,000 | 100,000 | School Choice Enhancement |
| Renovation | | | | | 917,000 | 917,000 | Replacement of building 6 |
| Renovation | | | | | 253,000 | 253,000 | Replacement of building 4 |
| Renovation | | | | | 444,000 | 444,000 | HVAC Improvements |
| Renovation | | | | | 1,537,000 | 1,537,000 | Building Envelope Improvements (Roof, Window, Ext Wall, etc.) |
| SMART Sub-Total | | | | | 3,251,000 | 3,251,000 | |
| *Determined that Single Point of Entry standards were previously met and SMART funding was not used to complete this project. | | | | | | | |

Completed

| Type | Program Year 1 2015 | Program Year 2 2016 | Program Year 3 2017 | Program Year 4 2018 | Program Year 5 2019 | Total | Scope |
|---------------------|---------------------------|---------------------------|---------------------------|---------------------------|---------------------------|---------|---|
| Other Capital Funds | | | 195,000 | | | 195,000 | Single Point of Entry |
| SMART | | 185,000 | | | | 185,000 | Additional computers to close computer gap |
| SMART | | 50,000 | | | | 50,000 | Music Equipment Replacement |
| SMART | | 21,000 | | | | 21,000 | Technology Infrastructure (Servers, Racks, etc.) Upgrade |
| SMART | | 114,000 | | | | 114,000 | Wireless Network Upgrade |
| Complete Sub-Total | | 370,000 | 195,000 | | | 565,000 | |

| | | | | | | | |
|---------------------|---|---------|---------|---|-----------|-----------|--|
| School Total | 0 | 370,000 | 195,000 | 0 | 3,251,000 | 3,816,000 | |
|---------------------|---|---------|---------|---|-----------|-----------|--|

Boulevard Heights Elementary School

Adopted District Educational Facilities Plan

| Project | Program Year 1 2015 | Program Year 2 2016 | Program Year 3 2017 | Program Year 4 2018 | Program Year 5 2019 | Total | Scope |
|---|---------------------------|---------------------------|---------------------------|---------------------------|---------------------------|-------|-------|
| There are no DEFP projects for this location. | | | | | | | |

SMART Program

| Project | Program Year 1 2015 | Program Year 2 2016 | Program Year 3 2017 | Program Year 4 2018 | Program Year 5 2019 | Total | Scope |
|---|---------------------------|---------------------------|---------------------------|---------------------------|---------------------------|-------------------|---|
| Safety & Security* | | | 60,000 | | | 60,000 | Single Point of Entry |
| Music & Art | | | | 291,000 | | 291,000 | Replacement of building 4 |
| Music & Art | | | | 136,000 | | 136,000 | Music Room Renovation |
| Music & Art Equipment | | | 50,000 | | | 50,000 | Music Equipment Replacement |
| Music & Art | | | | 65,000 | | 65,000 | Art Room Renovation and Equipment |
| Renovation | | | 4,000 | | | 4,000 | CAT 6 Data port Upgrade |
| Renovation | | | | 1,514,000 | | 1,514,000 | Building Envelope Improvements (Roof, Window, Ext Wall, etc.) |
| Renovation | | | 73,000 | | | 73,000 | Wireless Network Upgrade |
| Renovation | | | | 100,000 | | 100,000 | School Choice Enhancement |
| Renovation | | | | 188,000 | | 188,000 | Replacement of building 1 |
| Renovation | | | | 1,596,000 | | 1,596,000 | HVAC Improvements |
| Technology | | | 53,000 | | | 53,000 | Additional computers to close computer gap |
| SMART Sub-Total | | | 180,000 | 3,890,000 | | 4,070,000 | |
| *Determined that Single Point of Entry standards were previously met and SMART funding was not used to complete this project. | | | | | | | |

Completed

| Type | Program Year 1 2015 | Program Year 2 2016 | Program Year 3 2017 | Program Year 4 2018 | Program Year 5 2019 | Total | Scope |
|---------------------------|---------------------------|---------------------------|---------------------------|---------------------------|---------------------------|---------------|-----------------------|
| Other Capital Funds | | | 60,000 | | | 60,000 | Single Point of Entry |
| Complete Sub-Total | | | 60,000 | | | 60,000 | |

| | | | | | | | |
|---------------------|---|---|---------|-----------|---|-----------|--|
| School Total | 0 | 0 | 240,000 | 3,890,000 | 0 | 4,130,000 | |
|---------------------|---|---|---------|-----------|---|-----------|--|

Bright Horizons Center

Adopted District Educational Facilities Plan

| Project | Program Year 1 2015 | Program Year 2 2016 | Program Year 3 2017 | Program Year 4 2018 | Program Year 5 2019 | Total | Scope |
|--------------------|---------------------|---------------------|---------------------|---------------------|---------------------|---------|------------------|
| Various Categories | 252,771 | | | | | 252,771 | Pool Renovations |
| DEFP Sub-Total | 252,771 | 0 | 0 | 0 | 0 | 252,771 | |

SMART Program

| Project | Program Year 1 2015 | Program Year 2 2016 | Program Year 3 2017 | Program Year 4 2018 | Program Year 5 2019 | Total | Scope |
|-----------------------|---------------------|---------------------|---------------------|---------------------|---------------------|-----------|---|
| Safety & Security | | | 90,000 | | | 90,000 | Single Point of Entry |
| Safety & Security | | | | 654,000 | | 654,000 | Fire Sprinklers |
| Safety & Security | | | | 42,000 | | 42,000 | Fire Alarm |
| Music & Art Equipment | | 50,000 | | | | 50,000 | Music Equipment Replacement |
| Renovation | | | | 100,000 | | 100,000 | School Choice Enhancement |
| Renovation | | | | 103,000 | | 103,000 | HVAC Improvements |
| Renovation | | | | 864,000 | | 864,000 | Building Envelope Improvements (Roof, Window, Ext Wall, etc.) |
| SMART Sub-Total | | 50,000 | 90,000 | 1,763,000 | | 1,903,000 | |

Completed

| Type | Program Year 1 2015 | Program Year 2 2016 | Program Year 3 2017 | Program Year 4 2018 | Program Year 5 2019 | Total | Scope |
|--------------------|---------------------|---------------------|---------------------|---------------------|---------------------|--------|--|
| SMART | | 31,000 | | | | 31,000 | Additional computers to close computer gap |
| SMART | | 57,000 | | | | 57,000 | Wireless Network Upgrade |
| Complete Sub-Total | | 88,000 | | | | 88,000 | |

| | | | | | | | |
|---------------------|---------|---------|--------|-----------|---|-----------|--|
| School Total | 252,771 | 138,000 | 90,000 | 1,763,000 | 0 | 2,243,771 | |
|---------------------|---------|---------|--------|-----------|---|-----------|--|

Broadview Elementary School

Adopted District Educational Facilities Plan

| Project | Program Year 1 2015 | Program Year 2 2016 | Program Year 3 2017 | Program Year 4 2018 | Program Year 5 2019 | Total | Scope |
|---|---------------------------|---------------------------|---------------------------|---------------------------|---------------------------|-------|-------|
| There are no DEFP projects for this location. | | | | | | | |

SMART Program

| Project | Program Year 1 2015 | Program Year 2 2016 | Program Year 3 2017 | Program Year 4 2018 | Program Year 5 2019 | Total | Scope |
|------------------------|---------------------------|---------------------------|---------------------------|---------------------------|---------------------------|------------------|---|
| Safety & Security | 718,479 | | | | | 718,479 | Fire Sprinklers |
| Safety & Security | 252,578 | | | | | 252,578 | Fire Alarm |
| Music & Art | 136,000 | | | | | 136,000 | Music Room Renovation |
| Music & Art Equipment | 50,000 | | | | | 50,000 | Music Equipment Replacement |
| Music & Art | 169,000 | | | | | 169,000 | Conversion of Existing Space to Music and/or Art Lab(s) |
| Renovation | 100,000 | | | | | 100,000 | School Choice Enhancement |
| Renovation | 186,000 | | | | | 186,000 | Media Center improvements |
| Renovation | 264,000 | | | | | 264,000 | HVAC Improvements |
| Renovation | 56,329 | | | | | 56,329 | Electrical Improvements |
| Renovation | 945,772 | | | | | 945,772 | Building Envelope Improvements (Roof, Window, Ext Wall, etc.) |
| Renovation | 63,228 | | | | | 63,228 | Building Envelope Improvements (Roof, Window, Ext Wall, etc.) |
| SMART Sub-Total | 2,941,386 | | | | | 2,941,386 | |

Completed

| Type | Program Year 1 2015 | Program Year 2 2016 | Program Year 3 2017 | Program Year 4 2018 | Program Year 5 2019 | Total | Scope |
|---------------------------|---------------------------|---------------------------|---------------------------|---------------------------|---------------------------|----------------|--|
| SMART | | 222,000 | | | | 222,000 | Additional computers to close computer gap |
| SMART | | 15,000 | | | | 15,000 | CAT 6 Data port Upgrade |
| SMART | | 113,000 | | | | 113,000 | Technology Infrastructure (Servers, Racks, etc.) Upgrade |
| SMART | | 96,000 | | | | 96,000 | Wireless Network Upgrade |
| Complete Sub-Total | | 446,000 | | | | 446,000 | |

| | | | | | | | |
|---------------------|-----------|---------|---|---|---|-----------|--|
| School Total | 2,941,386 | 446,000 | 0 | 0 | 0 | 3,387,386 | |
|---------------------|-----------|---------|---|---|---|-----------|--|

Broward Estates Elementary School

Adopted District Educational Facilities Plan

| Project | Program Year 1 2015 | Program Year 2 2016 | Program Year 3 2017 | Program Year 4 2018 | Program Year 5 2019 | Total | Scope |
|---|---------------------------|---------------------------|---------------------------|---------------------------|---------------------------|-------|-------|
| There are no DEFP projects for this location. | | | | | | | |

SMART Program

| Project | Program Year 1 2015 | Program Year 2 2016 | Program Year 3 2017 | Program Year 4 2018 | Program Year 5 2019 | Total | Scope |
|-----------------------|---------------------------|---------------------------|---------------------------|---------------------------|---------------------------|-----------|--|
| Music & Art Equipment | 50,000 | | | | | 50,000 | Music Equipment Replacement |
| Renovation | | | | 1,812,000 | | 1,812,000 | Building Envelope Improvements (Roof, Window, Ext Wall, etc.) |
| Renovation | | | | 100,000 | | 100,000 | School Choice Enhancement |
| Renovation | | | | 951,000 | | 951,000 | HVAC Improvements |
| SMART Sub-Total | 50,000 | | | 2,863,000 | | 2,913,000 | |

Completed

| Type | Program Year 1 2015 | Program Year 2 2016 | Program Year 3 2017 | Program Year 4 2018 | Program Year 5 2019 | Total | Scope |
|--------------------|---------------------------|---------------------------|---------------------------|---------------------------|---------------------------|---------|---|
| SMART | | | 50,000 | | | 50,000 | Additional computers to close computer gap |
| SMART | | | 15,000 | | | 15,000 | CAT 6 Data port Upgrade |
| SMART | | | 9,000 | | | 9,000 | Technology Infrastructure (Servers, Racks, etc.) Upgrade |
| SMART | | | 29,000 | | | 29,000 | Wireless Network Upgrade |
| Complete Sub-Total | | | 103,000 | | | 103,000 | |

| | | | | | | | |
|---------------------|--------|---|---------|-----------|---|-----------|--|
| School Total | 50,000 | 0 | 103,000 | 2,863,000 | 0 | 3,016,000 | |
|---------------------|--------|---|---------|-----------|---|-----------|--|

Castle Hill Annex

Adopted District Educational Facilities Plan

| Project | Program Year 1 2015 | Program Year 2 2016 | Program Year 3 2017 | Program Year 4 2018 | Program Year 5 2019 | Total | Scope |
|---|---------------------------|---------------------------|---------------------------|---------------------------|---------------------------|-------|-------|
| There are no DEFP projects for this location. | | | | | | | |

SMART Program

| Project | Program Year 1 2015 | Program Year 2 2016 | Program Year 3 2017 | Program Year 4 2018 | Program Year 5 2019 | Total | Scope |
|---|---------------------------|---------------------------|---------------------------|---------------------------|---------------------------|---------------------|--|
| Safety & Security | | | | | 252,000 | 252,000 | Fire Alarm |
| Safety & Security* | | | -90,000- | | | -90,000- | Single Point of Entry |
| Renovation | | | | | 73,000 | 73,000 | HVAC Improvements |
| Renovation | | | | | 203,000 | 203,000 | Building Envelope Improvements (Roof, Window, Ext Wall, etc.) |
| Renovation | | | | | 100,000 | 100,000 | School Choice Enhancement |
| Renovation | | | | | 116,000 | 116,000 | Media Center improvements |
| SMART Sub-Total | | | | | 744,000 | 744,000 | |
| *Determined that Single Point of Entry standards were previously met and SMART funding was not used to complete this project. | | | | | | | |

Completed

| Type | Program Year 1 2015 | Program Year 2 2016 | Program Year 3 2017 | Program Year 4 2018 | Program Year 5 2019 | Total | Scope |
|---------------------|---------------------------|---------------------------|---------------------------|---------------------------|---------------------------|--------|-----------------------|
| Other Capital Funds | | | 90,000 | | | 90,000 | Single Point of Entry |
| Complete Sub-Total | | | 90,000 | | | 90,000 | |

| | | | | | | | |
|---------------------|---|---|--------|---|---------|---------|--|
| School Total | 0 | 0 | 90,000 | 0 | 744,000 | 834,000 | |
|---------------------|---|---|--------|---|---------|---------|--|

Castle Hill Elementary School

Adopted District Educational Facilities Plan

| Project | Program Year 1 2015 | Program Year 2 2016 | Program Year 3 2017 | Program Year 4 2018 | Program Year 5 2019 | Total | Scope |
|--|---------------------------|---------------------------|---------------------------|---------------------------|---------------------------|-------|-------|
| There are no DEFP projects for this location. | | | | | | | |

SMART Program

| Project | Program Year 1 2015 | Program Year 2 2016 | Program Year 3 2017 | Program Year 4 2018 | Program Year 5 2019 | Total | Scope |
|------------------------|---------------------------|---------------------------|---------------------------|---------------------------|---------------------------|------------------|--|
| Safety & Security | | 13,000 | | | | 13,000 | Fire Sprinklers |
| Safety & Security | 293,000 | | | | | 293,000 | Fire Alarm |
| Music & Art Equipment | | | 50,000 | | | 50,000 | Music Equipment Replacement |
| Renovation | 100,000 | | | | | 100,000 | School Choice Enhancement |
| Renovation | | | | 282,000 | | 282,000 | Media Center improvements |
| Renovation | 380,000 | | | | | 380,000 | HVAC Improvements |
| Renovation | | | 1,141,000 | | | 1,141,000 | Building Envelope Improvements (Roof, Window, Ext Wall, etc.) |
| SMART Sub-Total | 773,000 | 13,000 | 1,191,000 | 282,000 | | 2,259,000 | |

Completed

| Type | Program Year 1 2015 | Program Year 2 2016 | Program Year 3 2017 | Program Year 4 2018 | Program Year 5 2019 | Total | Scope |
|---------------------------|---------------------------|---------------------------|---------------------------|---------------------------|---------------------------|----------------|--|
| SMART | | 171,000 | | | | 171,000 | Additional computers to close computer gap |
| SMART | | 10,000 | | | | 10,000 | CAT 6 Data port Upgrade |
| SMART | | 17,000 | | | | 17,000 | Technology Infrastructure (Servers, Racks, etc.) Upgrade |
| SMART | | 35,000 | | | | 35,000 | Wireless Network Upgrade |
| Complete Sub-Total | | 233,000 | | | | 233,000 | |

| | | | | | | | |
|---------------------|---------|---------|-----------|---------|---|-----------|--|
| School Total | 773,000 | 246,000 | 1,191,000 | 282,000 | 0 | 2,492,000 | |
|---------------------|---------|---------|-----------|---------|---|-----------|--|

Central Park Elementary School

Adopted District Educational Facilities Plan

| Project | Program Year 1 2015 | Program Year 2 2016 | Program Year 3 2017 | Program Year 4 2018 | Program Year 5 2019 | Total | Scope |
|-----------------------|---------------------------|---------------------------|---------------------------|---------------------------|---------------------------|---------|----------------|
| ADA | 119,475 | | | | | 119,475 | ADA Stage Lift |
| DEFP Sub-Total | 119,475 | 0 | 0 | 0 | 0 | 119,475 | |

SMART Program

| Project | Program Year 1 2015 | Program Year 2 2016 | Program Year 3 2017 | Program Year 4 2018 | Program Year 5 2019 | Total | Scope |
|------------------------|---------------------------|---------------------------|---------------------------|---------------------------|---------------------------|-----------|---|
| Safety & Security | | 60,000 | | | | 60,000 | Safety / Security Upgrade |
| Safety & Security | | 982,000 | | | | 982,000 | Fire Sprinklers |
| Music & Art | | 136,000 | | | | 136,000 | Music Room Renovation |
| Music & Art | | 169,000 | | | | 169,000 | Conversion of Existing Space to Music and/or Art Lab(s) |
| Renovation | | 100,000 | | | | 100,000 | School Choice Enhancement |
| Renovation | | 2,100,000 | | | | 2,100,000 | HVAC Improvements |
| Renovation | | 1,361,000 | | | | 1,361,000 | Building Envelope Improvements (Roof, Window, Ext Wall, etc.) |
| SMART Sub-Total | | 4,908,000 | | | | 4,908,000 | |

Completed

| Type | Program Year 1 2015 | Program Year 2 2016 | Program Year 3 2017 | Program Year 4 2018 | Program Year 5 2019 | Total | Scope |
|---------------------------|---------------------------|---------------------------|---------------------------|---------------------------|---------------------------|---------|--|
| SMART | 139,000 | | | | | 139,000 | Additional computers to close computer gap |
| SMART | 14,000 | | | | | 14,000 | CAT 6 Data port Upgrade |
| SMART | | 50,000 | | | | 50,000 | Music Equipment Replacement |
| SMART | 164,000 | | | | | 164,000 | Technology Infrastructure (Servers, Racks, etc.) Upgrade |
| SMART | 99,000 | | | | | 99,000 | Wireless Network Upgrade |
| Complete Sub-Total | 416,000 | 50,000 | | | | 466,000 | |

| | | | | | | | |
|---------------------|---------|-----------|---|---|---|-----------|--|
| School Total | 535,475 | 4,958,000 | 0 | 0 | 0 | 5,493,475 | |
|---------------------|---------|-----------|---|---|---|-----------|--|

Challenger Elementary School

Adopted District Educational Facilities Plan

| Project | Program Year 1 2015 | Program Year 2 2016 | Program Year 3 2017 | Program Year 4 2018 | Program Year 5 2019 | Total | Scope |
|---|---------------------------|---------------------------|---------------------------|---------------------------|---------------------------|-------|-------|
| There are no DEFP projects for this location. | | | | | | | |

SMART Program

| Project | Program Year 1 2015 | Program Year 2 2016 | Program Year 3 2017 | Program Year 4 2018 | Program Year 5 2019 | Total | Scope |
|-----------------------|---------------------------|---------------------------|---------------------------|---------------------------|---------------------------|-----------|---|
| Safety & Security | | | | 42,000 | | 42,000 | Fire Alarm |
| Music & Art | | | | 136,000 | | 136,000 | Music Room Renovation |
| Music & Art Equipment | | | 50,000 | | | 50,000 | Music Equipment Replacement |
| Music & Art | | | | 169,000 | | 169,000 | Conversion of Existing Space to Music and/or Art Lab(s) |
| Renovation | | | | 100,000 | | 100,000 | School Choice Enhancement |
| Renovation | | | | 145,000 | | 145,000 | HVAC Improvements |
| Renovation | | | | 857,000 | | 857,000 | Building Envelope Improvements (Roof, Window, Ext Wall, etc.) |
| SMART Sub-Total | | | 50,000 | 1,449,000 | | 1,499,000 | |

Completed

| Type | Program Year 1 2015 | Program Year 2 2016 | Program Year 3 2017 | Program Year 4 2018 | Program Year 5 2019 | Total | Scope |
|--------------------|---------------------------|---------------------------|---------------------------|---------------------------|---------------------------|---------|--|
| SMART | | 223,000 | | | | 223,000 | Additional computers to close computer gap |
| SMART | | 15,000 | | | | 15,000 | CAT 6 Data port Upgrade |
| SMART | | 98,000 | | | | 98,000 | Wireless Network Upgrade |
| Complete Sub-Total | | 336,000 | | | | 336,000 | |

| | | | | | | | |
|---------------------|---|---------|--------|-----------|---|-----------|--|
| School Total | 0 | 336,000 | 50,000 | 1,449,000 | 0 | 1,835,000 | |
|---------------------|---|---------|--------|-----------|---|-----------|--|

Chapel Trail Elementary School

Adopted District Educational Facilities Plan

| Project | Program Year 1 2015 | Program Year 2 2016 | Program Year 3 2017 | Program Year 4 2018 | Program Year 5 2019 | Total | Scope |
|------------------------------|---------------------|---------------------|---------------------|---------------------|---------------------|---------------|--|
| ADA Wheelchair Lift at Stage | 12,214 | | | | | 12,214 | Install new ADA wheelchair lift to access the stage. |
| DEFP Sub-Total | 12,214 | 0 | 0 | 0 | 0 | 12,214 | |

SMART Program

| Project | Program Year 1 2015 | Program Year 2 2016 | Program Year 3 2017 | Program Year 4 2018 | Program Year 5 2019 | Total | Scope |
|------------------------|---------------------|---------------------|---------------------|---------------------|---------------------|------------------|---|
| Safety & Security | | 42,000 | | | | 42,000 | Fire Alarm |
| Music & Art Equipment | | | 50,000 | | | 50,000 | Music Equipment Replacement |
| Renovation | | 1,169,000 | | | | 1,169,000 | Building Envelope Improvements (Roof, Window, Ext Wall, etc.) |
| Renovation | | 100,000 | | | | 100,000 | School Choice Enhancement |
| Renovation | | 477,000 | | | | 477,000 | HVAC Improvements |
| SMART Sub-Total | | 1,788,000 | 50,000 | | | 1,838,000 | |

Completed

| Type | Program Year 1 2015 | Program Year 2 2016 | Program Year 3 2017 | Program Year 4 2018 | Program Year 5 2019 | Total | Scope |
|---------------------------|---------------------|---------------------|---------------------|---------------------|---------------------|----------------|--|
| SMART | | 207,000 | | | | 207,000 | Additional computers to close computer gap |
| SMART | | 28,000 | | | | 28,000 | CAT 6 Data port Upgrade |
| SMART | | 108,000 | | | | 108,000 | Technology Infrastructure (Servers, Racks, etc.) Upgrade |
| SMART | | 103,000 | | | | 103,000 | Wireless Network Upgrade |
| Complete Sub-Total | | 446,000 | | | | 446,000 | |

| | | | | | | | |
|---------------------|---------------|------------------|---------------|----------|----------|------------------|--|
| School Total | 12,214 | 2,234,000 | 50,000 | 0 | 0 | 2,296,214 | |
|---------------------|---------------|------------------|---------------|----------|----------|------------------|--|

Coconut Creek Elementary School

Adopted District Educational Facilities Plan

| Project | Program Year 1 2015 | Program Year 2 2016 | Program Year 3 2017 | Program Year 4 2018 | Program Year 5 2019 | Total | Scope |
|-----------------------|---------------------|---------------------|---------------------|---------------------|---------------------|------------------|---|
| HVAC | 2,205,618 | | | | | 2,205,618 | Replace existing classroom unit ventilators (approximately 43 classrooms) with new unit ventilators, duct and diffusers. Includes all related work including electrical, DDC controls, plumbing, ceiling removal and replacement, test and balance, and replacement of outside air units. |
| Safety / Ventilation | 50,000 | | | | | 50,000 | Provide ventilation for Communications Room F110H. |
| DEFP Sub-Total | 2,255,618 | 0 | 0 | 0 | 0 | 2,255,618 | |

SMART Program

| Project | Program Year 1 2015 | Program Year 2 2016 | Program Year 3 2017 | Program Year 4 2018 | Program Year 5 2019 | Total | Scope |
|------------------------|---------------------|---------------------|---------------------|---------------------|---------------------|------------------|---|
| Safety & Security | 294,000 | | | | | 294,000 | Fire Alarm |
| Safety & Security | 699,000 | | | | | 699,000 | Fire Sprinklers |
| Music & Art Equipment | | 50,000 | | | | 50,000 | Music Equipment Replacement |
| Renovation | 100,000 | | | | | 100,000 | School Choice Enhancement |
| Renovation | 274,000 | | | | | 274,000 | Media Center improvements |
| Renovation | 1,055,000 | | | | | 1,055,000 | Building Envelope Improvements (Roof, Window, Ext Wall, etc.) |
| SMART Sub-Total | 2,422,000 | 50,000 | | | | 2,472,000 | |

Completed

| Type | Program Year 1 2015 | Program Year 2 2016 | Program Year 3 2017 | Program Year 4 2018 | Program Year 5 2019 | Total | Scope |
|---------------------------|---------------------|---------------------|---------------------|---------------------|---------------------|----------------|--|
| SMART | | | 158,000 | | | 158,000 | Additional computers to close computer gap |
| SMART | | | 8,000 | | | 8,000 | CAT 6 Data port Upgrade |
| SMART | | | 17,000 | | | 17,000 | Technology Infrastructure (Servers, Racks, etc.) Upgrade |
| SMART | | | 76,000 | | | 76,000 | Wireless Network Upgrade |
| Complete Sub-Total | | | 259,000 | | | 259,000 | |

| | | | | | | | |
|---------------------|------------------|---------------|----------------|----------|----------|------------------|--|
| School Total | 4,677,618 | 50,000 | 259,000 | 0 | 0 | 4,986,618 | |
|---------------------|------------------|---------------|----------------|----------|----------|------------------|--|

Coconut Creek High School

Adopted District Educational Facilities Plan

| Project | Program Year 1 2015 | Program Year 2 2016 | Program Year 3 2017 | Program Year 4 2018 | Program Year 5 2019 | Total | Scope |
|---------------------------------|---------------------|---------------------|---------------------|---------------------|---------------------|---------|--|
| ADA | 250,000 | | | | | 250,000 | Auditorium Accessibility |
| Fire Sprinkler and Fire Hydrant | 615,907 | | | | | 615,907 | Install new fire hydrant near relocatable classrooms at the west of the property. Scope Revision: Project to include fire sprinklers in building #1. |
| DEFP Sub-Total | 865,907 | 0 | 0 | 0 | 0 | 865,907 | |

SMART Program

| Project | Program Year 1 2015 | Program Year 2 2016 | Program Year 3 2017 | Program Year 4 2018 | Program Year 5 2019 | Total | Scope |
|-----------------------|---------------------|---------------------|---------------------|---------------------|---------------------|-----------|---|
| Safety & Security | | 540,000 | | | | 540,000 | Single Point of Entry |
| Safety & Security | | 53,000 | | | | 53,000 | Safety / Security Upgrade |
| Safety & Security | | 1,174,000 | | | | 1,174,000 | Fire Alarm |
| Music & Art Equipment | | 300,000 | | | | 300,000 | Music Equipment Replacement |
| Athletics | | 121,000 | | | | 121,000 | Weight Room Renovation |
| Renovation | | 725,000 | | | | 725,000 | STEM Lab improvements |
| Renovation | | 100,000 | | | | 100,000 | School Choice Enhancement |
| Renovation | | 600,000 | | | | 600,000 | Media Center improvements |
| Renovation | | 814,000 | | | | 814,000 | HVAC Improvements |
| Renovation | | 686,000 | | | | 686,000 | Building Envelope Improvements (Roof, Window, Ext Wall, etc.) |
| SMART Sub-Total | | 5,113,000 | | | | 5,113,000 | |

Completed

| Type | Program Year 1 2015 | Program Year 2 2016 | Program Year 3 2017 | Program Year 4 2018 | Program Year 5 2019 | Total | Scope |
|--------------------|---------------------|---------------------|---------------------|---------------------|---------------------|---------|--|
| SMART | | 288,000 | | | | 288,000 | Additional computers to close computer gap |
| SMART | | 35,000 | | | | 35,000 | CAT 6 Data port Upgrade |
| SMART | | 26,000 | | | | 26,000 | Technology Infrastructure (Servers, Racks, etc.) Upgrade |
| SMART | | 198,000 | | | | 198,000 | Wireless Network Upgrade |
| Complete Sub-Total | | 547,000 | | | | 547,000 | |

| | | | | | | | |
|---------------------|---------|-----------|---|---|---|-----------|--|
| School Total | 865,907 | 5,660,000 | 0 | 0 | 0 | 6,525,907 | |
|---------------------|---------|-----------|---|---|---|-----------|--|

Coconut Palm Elementary School

Adopted District Educational Facilities Plan

| Project | Program Year 1 2015 | Program Year 2 2016 | Program Year 3 2017 | Program Year 4 2018 | Program Year 5 2019 | Total | Scope |
|--|---------------------------|---------------------------|---------------------------|---------------------------|---------------------------|-------|-------|
| There are no DEFP projects for this location. | | | | | | | |

SMART Program

| Project | Program Year 1 2015 | Program Year 2 2016 | Program Year 3 2017 | Program Year 4 2018 | Program Year 5 2019 | Total | Scope |
|------------------------|---------------------------|---------------------------|---------------------------|---------------------------|---------------------------|-----------|--|
| Music & Art Equipment | | | 50,000 | | | 50,000 | Music Equipment Replacement |
| Safety & Security | | | 42,000 | | | 42,000 | Fire Alarm |
| Renovation | 100,000 | | | | | 100,000 | School Choice Enhancement |
| Renovation | | | | | 268,000 | 268,000 | HVAC Improvements |
| Renovation | | | | | 746,000 | 746,000 | Building Envelope Improvements (Roof, Window, Ext Wall, etc.) |
| SMART Sub-Total | 100,000 | | 92,000 | | 1,014,000 | 1,206,000 | |

Completed

| Type | Program Year 1 2015 | Program Year 2 2016 | Program Year 3 2017 | Program Year 4 2018 | Program Year 5 2019 | Total | Scope |
|---------------------------|---------------------------|---------------------------|---------------------------|---------------------------|---------------------------|---------|---|
| SMART | 192,000 | | | | | 192,000 | Additional computers to close computer gap |
| SMART | 3,000 | | | | | 3,000 | CAT 6 Data port Upgrade |
| SMART | 145,000 | | | | | 145,000 | Technology Infrastructure (Servers, Racks, etc.) Upgrade |
| SMART | 53,000 | | | | | 53,000 | Wireless Network Upgrade |
| Complete Sub-Total | 393,000 | | | | | 393,000 | |

| | | | | | | | |
|---------------------|---------|---|--------|---|-----------|-----------|--|
| School Total | 493,000 | 0 | 92,000 | 0 | 1,014,000 | 1,599,000 | |
|---------------------|---------|---|--------|---|-----------|-----------|--|

Colbert Elementary School

Adopted District Educational Facilities Plan

| Project | Program Year 1 2015 | Program Year 2 2016 | Program Year 3 2017 | Program Year 4 2018 | Program Year 5 2019 | Total | Scope |
|---|---------------------------|---------------------------|---------------------------|---------------------------|---------------------------|-------|-------|
| There are no DEFP projects for this location. | | | | | | | |

SMART Program

| Project | Program Year 1 2015 | Program Year 2 2016 | Program Year 3 2017 | Program Year 4 2018 | Program Year 5 2019 | Total | Scope |
|-------------------|---------------------------|---------------------------|---------------------------|---------------------------|---------------------------|-----------|--|
| Safety & Security | | | 65,000 | | | 65,000 | Safety / Security Upgrade |
| Renovation | | | 50,000 | | | 50,000 | Wireless Network Upgrade |
| Renovation | 100,000 | | | | | 100,000 | School Choice Enhancement |
| Renovation | | | 368,000 | | | 368,000 | HVAC Improvements |
| Renovation | | | 8,000 | | | 8,000 | CAT 6 Data port Upgrade |
| Renovation | | | 323,000 | | | 323,000 | Building Envelope Improvements (Roof, Window, Ext Wall, etc.) |
| Technology | | | 123,000 | | | 123,000 | Additional computers to close computer gap |
| SMART Sub-Total | 100,000 | | 937,000 | | | 1,037,000 | |

Completed

| Type | Program Year 1 2015 | Program Year 2 2016 | Program Year 3 2017 | Program Year 4 2018 | Program Year 5 2019 | Total | Scope |
|--------------------|---------------------------|---------------------------|---------------------------|---------------------------|---------------------------|--------|-----------------------------|
| SMART | | | 50,000 | | | 50,000 | Music Equipment Replacement |
| Complete Sub-Total | | | 50,000 | | | 50,000 | |

| | | | | | | | |
|---------------------|---------|---|---------|---|---|-----------|--|
| School Total | 100,000 | 0 | 987,000 | 0 | 0 | 1,087,000 | |
|---------------------|---------|---|---------|---|---|-----------|--|

Collins Elementary School

Adopted District Educational Facilities Plan

| Project | Program Year 1 2015 | Program Year 2 2016 | Program Year 3 2017 | Program Year 4 2018 | Program Year 5 2019 | Total | Scope |
|-----------------------|---------------------------|---------------------------|---------------------------|---------------------------|---------------------------|---------|----------------------|
| ADA | 119,000 | | | | | 119,000 | Restroom Renovations |
| DEFP Sub-Total | 119,000 | 0 | 0 | 0 | 0 | 119,000 | |

SMART Program

| Project | Program Year 1 2015 | Program Year 2 2016 | Program Year 3 2017 | Program Year 4 2018 | Program Year 5 2019 | Total | Scope |
|------------------------|---------------------------|---------------------------|---------------------------|---------------------------|---------------------------|-----------|--|
| Safety & Security | | | | 142,000 | | 142,000 | Safety / Security Upgrade |
| Safety & Security | | | | 10,000 | | 10,000 | Fire Sprinklers |
| Safety & Security | | | | 294,000 | | 294,000 | Fire Alarm |
| Music & Art Equipment | | | 50,000 | | | 50,000 | Music Equipment Replacement |
| Renovation | | | | 100,000 | | 100,000 | School Choice Enhancement |
| Renovation | | | | 77,000 | | 77,000 | Media Center improvements |
| Renovation | | | | 378,000 | | 378,000 | HVAC Improvements |
| Renovation | | | | 281,000 | | 281,000 | Electrical Improvements |
| Renovation | | | | 473,000 | | 473,000 | Building Envelope Improvements (Roof, Window, Ext Wall, etc.) |
| SMART Sub-Total | | | 50,000 | 1,755,000 | | 1,805,000 | |

Completed

| Type | Program Year 1 2015 | Program Year 2 2016 | Program Year 3 2017 | Program Year 4 2018 | Program Year 5 2019 | Total | Scope |
|---------------------------|---------------------------|---------------------------|---------------------------|---------------------------|---------------------------|---------|--|
| SMART | | 64,000 | | | | 64,000 | Additional computers to close computer gap |
| SMART | | 9,000 | | | | 9,000 | CAT 6 Data port Upgrade |
| SMART | | 43,000 | | | | 43,000 | Wireless Network Upgrade |
| Complete Sub-Total | | 116,000 | | | | 116,000 | |

| | | | | | | | |
|---------------------|---------|---------|--------|-----------|---|-----------|--|
| School Total | 119,000 | 116,000 | 50,000 | 1,755,000 | 0 | 2,040,000 | |
|---------------------|---------|---------|--------|-----------|---|-----------|--|

Cooper City Elementary School

Adopted District Educational Facilities Plan

| Project | Program Year 1 2015 | Program Year 2 2016 | Program Year 3 2017 | Program Year 4 2018 | Program Year 5 2019 | Total | Scope |
|--|---------------------------|---------------------------|---------------------------|---------------------------|---------------------------|-------|-------|
| There are no DEFP projects for this location. | | | | | | | |

SMART Program

| Project | Program Year 1 2015 | Program Year 2 2016 | Program Year 3 2017 | Program Year 4 2018 | Program Year 5 2019 | Total | Scope |
|------------------------|---------------------------|---------------------------|---------------------------|---------------------------|---------------------------|-----------|--|
| Safety & Security | | | | | 294,000 | 294,000 | Fire Alarm |
| Safety & Security | | | | | 10,000 | 10,000 | Fire Sprinklers |
| Music & Art Equipment | | 50,000 | | | | 50,000 | Music Equipment Replacement |
| Renovation | | | | | 100,000 | 100,000 | School Choice Enhancement |
| Renovation | | | | | 282,000 | 282,000 | Media Center improvements |
| Renovation | | | | | 163,000 | 163,000 | HVAC Improvements |
| Renovation | | | | | 118,000 | 118,000 | Building Envelope Improvements (Roof, Window, Ext Wall, etc.) |
| SMART Sub-Total | | 50,000 | | | 967,000 | 1,017,000 | |

Completed

| Type | Program Year 1 2015 | Program Year 2 2016 | Program Year 3 2017 | Program Year 4 2018 | Program Year 5 2019 | Total | Scope |
|---------------------------|---------------------------|---------------------------|---------------------------|---------------------------|---------------------------|---------|--|
| SMART | 132,000 | | | | | 132,000 | Additional computers to close computer gap |
| SMART | 18,000 | | | | | 18,000 | CAT 6 Data port Upgrade |
| SMART | 136,000 | | | | | 136,000 | Technology Infrastructure (Servers, Racks, etc.) Upgrade |
| SMART | 47,000 | | | | | 47,000 | Wireless Network Upgrade |
| Complete Sub-Total | 333,000 | | | | | 333,000 | |

| | | | | | | | |
|---------------------|---------|--------|---|---|---------|-----------|--|
| School Total | 333,000 | 50,000 | 0 | 0 | 967,000 | 1,350,000 | |
|---------------------|---------|--------|---|---|---------|-----------|--|

Cooper City High School

Adopted District Educational Facilities Plan

| Project | Program Year 1 2015 | Program Year 2 2016 | Program Year 3 2017 | Program Year 4 2018 | Program Year 5 2019 | Total | Scope |
|--|---------------------|---------------------|---------------------|---------------------|---------------------|------------------|--|
| ADA | 250,000 | | | | | 250,000 | Auditorium Accessibility |
| Phased Replacement - Phase A | 1,076,816 | | | | | 1,076,816 | Construct a new three-story building to include Administration-Guidance, Classrooms, Science and Business Labs and Auto Lab. Construct a single story Custodial Receiving Building. Remodel the existing Building 18 into a new Childcare Service. Site development to include parking lots, new bus and parent loop. Demolish the existing Building 1. Make required repairs to the canal bank on the north side of the campus. |
| Replacement of Existing Roofing & Air Conditioning | 1,621,056 | | | | | 1,621,056 | Replace roofing and Roof Top A/C Units at Buildings 3,4,5,6,7,9,16 & 17. |
| DEFP Sub-Total | 2,947,872 | 0 | 0 | 0 | 0 | 2,947,872 | |

SMART Program

| Project | Program Year 1 2015 | Program Year 2 2016 | Program Year 3 2017 | Program Year 4 2018 | Program Year 5 2019 | Total | Scope |
|------------------------|---------------------|---------------------|---------------------|---------------------|---------------------|------------------|---|
| Safety & Security | | | | | 57,000 | 57,000 | Safety / Security Upgrade |
| Safety & Security | | | | | 3,583,000 | 3,583,000 | Fire Sprinklers |
| Athletics | | | | | 121,000 | 121,000 | Weight Room Renovation |
| Renovation | | | | | 100,000 | 100,000 | School Choice Enhancement |
| Renovation | | | | | 238,000 | 238,000 | Replacement of building 5 |
| Renovation | | | | | 2,208,000 | 2,208,000 | HVAC Improvements |
| Renovation | | | | | 428,000 | 428,000 | Electrical Improvements |
| Renovation | | | 60,000 | | | 60,000 | CAT 6 Data port Upgrade |
| Renovation | | | | | 844,000 | 844,000 | Building Envelope Improvements (Roof, Window, Ext Wall, etc.) |
| Renovation | | | 90,000 | | | 90,000 | Wireless Network Upgrade |
| Renovation | | | | | 1,001,000 | 1,001,000 | STEM Lab improvements |
| Technology | | | 54,000 | | | 54,000 | Additional computers to close computer gap |
| Technology | | | 24,000 | | | 24,000 | Technology Infrastructure (Servers, Racks, etc.) Upgrade |
| SMART Sub-Total | | | 228,000 | | 8,580,000 | 8,808,000 | |

Cooper City High School

Completed

| Type | Program Year 1 2015 | Program Year 2 2016 | Program Year 3 2017 | Program Year 4 2018 | Program Year 5 2019 | Total | Scope |
|--------------------|---------------------------|---------------------------|---------------------------|---------------------------|---------------------------|---------|-----------------------------|
| SMART | | 300,000 | | | | 300,000 | Music Equipment Replacement |
| Complete Sub-Total | | 300,000 | | | | 300,000 | |

| | | | | | | | |
|---------------------|-----------|---------|---------|---|-----------|------------|--|
| School Total | 2,947,872 | 300,000 | 228,000 | 0 | 8,580,000 | 12,055,872 | |
|---------------------|-----------|---------|---------|---|-----------|------------|--|

Coral Cove Elementary School

Adopted District Educational Facilities Plan

| Project | Program Year 1 2015 | Program Year 2 2016 | Program Year 3 2017 | Program Year 4 2018 | Program Year 5 2019 | Total | Scope |
|---|---------------------------|---------------------------|---------------------------|---------------------------|---------------------------|-------|-------|
| There are no DEFP projects for this location. | | | | | | | |

SMART Program

| Project | Program Year 1 2015 | Program Year 2 2016 | Program Year 3 2017 | Program Year 4 2018 | Program Year 5 2019 | Total | Scope |
|-----------------------|---------------------------|---------------------------|---------------------------|---------------------------|---------------------------|---------|-----------------------------|
| Music & Art Equipment | | | 50,000 | | | 50,000 | Music Equipment Replacement |
| Renovation | 100,000 | | | | | 100,000 | School Choice Enhancement |
| Renovation | | | | 148,000 | | 148,000 | HVAC Improvements |
| SMART Sub-Total | 100,000 | | 50,000 | 148,000 | | 298,000 | |

Completed

| Type | Program Year 1 2015 | Program Year 2 2016 | Program Year 3 2017 | Program Year 4 2018 | Program Year 5 2019 | Total | Scope |
|--------------------|---------------------------|---------------------------|---------------------------|---------------------------|---------------------------|---------|--|
| SMART | | 193,000 | | | | 193,000 | Additional computers to close computer gap |
| SMART | | 13,000 | | | | 13,000 | CAT 6 Data port Upgrade |
| SMART | | 120,000 | | | | 120,000 | Technology Infrastructure (Servers, Racks, etc.) Upgrade |
| SMART | | 74,000 | | | | 74,000 | Wireless Network Upgrade |
| Complete Sub-Total | | 400,000 | | | | 400,000 | |

| | | | | | | | |
|---------------------|---------|---------|--------|---------|---|---------|--|
| School Total | 100,000 | 400,000 | 50,000 | 148,000 | 0 | 698,000 | |
|---------------------|---------|---------|--------|---------|---|---------|--|

Coral Glades High School

Adopted District Educational Facilities Plan

| Project | Program Year 1 2015 | Program Year 2 2016 | Program Year 3 2017 | Program Year 4 2018 | Program Year 5 2019 | Total | Scope |
|---|---------------------------|---------------------------|---------------------------|---------------------------|---------------------------|-------|-------|
| There are no DEFP projects for this location. | | | | | | | |

SMART Program

| Project | Program Year 1 2015 | Program Year 2 2016 | Program Year 3 2017 | Program Year 4 2018 | Program Year 5 2019 | Total | Scope |
|------------------------|---------------------------|---------------------------|---------------------------|---------------------------|---------------------------|-----------|--|
| Safety & Security | | | | | 50,000 | 50,000 | Fire Alarm |
| Music & Art Equipment | | | 300,000 | | | 300,000 | Music Equipment Replacement |
| Athletics | | | | | 125,000 | 125,000 | Weight Room Renovation |
| Renovation | | | | | 100,000 | 100,000 | School Choice Enhancement |
| Renovation | | | | | 375,000 | 375,000 | HVAC Improvements |
| Renovation | | | | | 1,941,000 | 1,941,000 | Building Envelope Improvements (Roof, Window, Ext Wall, etc.) |
| SMART Sub-Total | | | 300,000 | | 2,591,000 | 2,891,000 | |

Completed

| Type | Program Year 1 2015 | Program Year 2 2016 | Program Year 3 2017 | Program Year 4 2018 | Program Year 5 2019 | Total | Scope |
|---------------------------|---------------------------|---------------------------|---------------------------|---------------------------|---------------------------|---------|---|
| SMART | 525,000 | | | | | 525,000 | Additional computers to close computer gap |
| SMART | 15,000 | | | | | 15,000 | CAT 6 Data port Upgrade |
| SMART | 194,000 | | | | | 194,000 | Technology Infrastructure (Servers, Racks, etc.) Upgrade |
| Complete Sub-Total | 734,000 | | | | | 734,000 | |

| | | | | | | | |
|---------------------|---------|---|---------|---|-----------|-----------|--|
| School Total | 734,000 | 0 | 300,000 | 0 | 2,591,000 | 3,625,000 | |
|---------------------|---------|---|---------|---|-----------|-----------|--|

Coral Park Elementary School

Adopted District Educational Facilities Plan

| Project | Program Year 1 2015 | Program Year 2 2016 | Program Year 3 2017 | Program Year 4 2018 | Program Year 5 2019 | Total | Scope |
|----------------|---------------------|---------------------|---------------------|---------------------|---------------------|-----------|--|
| HVAC | 3,473,621 | | | | | 3,473,621 | Remove and replace 20 Air Handling Units and condensing units in addition to miscellaneous work required to bring the existing mechanical rooms up to current District Mechanical Design Criteria. Replacement of existing door frames & doors on all Mechanical Rooms. Replacement of Outdoor Air Pretreatment Package Unit. Installation of dedicated DX unit to electrical rooms 212, 312, 403, 505, 602, 703, 804 & 902. |
| DEFP Sub-Total | 3,473,621 | 0 | 0 | 0 | 0 | 3,473,621 | |

SMART Program

| Project | Program Year 1 2015 | Program Year 2 2016 | Program Year 3 2017 | Program Year 4 2018 | Program Year 5 2019 | Total | Scope |
|-----------------------------------|---------------------|---------------------|---------------------|---------------------|---------------------|---------------------|--|
| Safety & Security* | | | -195,000 | | | -195,000 | Single Point of Entry |
| Safety & Security | 1,415,000 | | | | | 1,415,000 | Health & Safety/Fire Sprinkler Protection Exterior- Replace existing |
| Music & Art Equipment | | 50,000 | | | | 50,000 | Music Equipment Replacement |
| Renovation | | | 266,000 | | | 266,000 | Building Envelope Improvements (Roof, Window, Ext Wall, etc.) |
| Renovation | 100,000 | | | | | 100,000 | School Choice Enhancement |
| SMART Sub-Total | 1,515,000 | 50,000 | 266,000 | | | 1,831,000 | |

*Determined that Single Point of Entry standards were previously met and SMART funding was not used to complete this project.

Completed

| Type | Program Year 1 2015 | Program Year 2 2016 | Program Year 3 2017 | Program Year 4 2018 | Program Year 5 2019 | Total | Scope |
|---------------------|---------------------|---------------------|---------------------|---------------------|---------------------|---------|--|
| Other Capital Funds | | | 195,000 | | | 195,000 | Single Point of Entry |
| SMART | 116,000 | | | | | 116,000 | Additional computers to close computer gap |
| SMART | 15,000 | | | | | 15,000 | CAT 6 Data port Upgrade |
| SMART | 152,000 | | | | | 152,000 | Technology Infrastructure (Servers, Racks, etc.) Upgrade |
| SMART | 73,000 | | | | | 73,000 | Wireless Network Upgrade |
| Complete Sub-Total | 356,000 | | 195,000 | | | 551,000 | |

| | | | | | | | |
|---------------------|-----------|--------|---------|---|---|-----------|--|
| School Total | 5,344,621 | 50,000 | 461,000 | 0 | 0 | 5,855,621 | |
|---------------------|-----------|--------|---------|---|---|-----------|--|

Coral Springs Pre-K - 8

Adopted District Educational Facilities Plan

| Project | Program Year 1 2015 | Program Year 2 2016 | Program Year 3 2017 | Program Year 4 2018 | Program Year 5 2019 | Total | Scope |
|-----------------------|---------------------|---------------------|---------------------|---------------------|---------------------|-----------|---------------------------------------|
| ADA | 1,735,262 | | | | | 1,735,262 | ADA Restrooms, Fire Alarm & Sprinkler |
| DEFP Sub-Total | 1,735,262 | 0 | 0 | 0 | 0 | 1,735,262 | |

SMART Program

| Project | Program Year 1 2015 | Program Year 2 2016 | Program Year 3 2017 | Program Year 4 2018 | Program Year 5 2019 | Total | Scope |
|------------------------|---------------------|---------------------|---------------------|---------------------|---------------------|-----------|---|
| Music & Art Equipment | | | 50,000 | | | 50,000 | Music Equipment Replacement |
| Renovation | | | 125,000 | | 2,039,000 | 2,164,000 | HVAC Improvements |
| Renovation | | | | | 190,000 | 190,000 | Building Envelope Improvements (Roof, Window, Ext Wall, etc.) |
| Renovation | | | | | 100,000 | 100,000 | School Choice Enhancement |
| Renovation | | | | | 184,000 | 184,000 | Media Center improvements |
| SMART Sub-Total | | | 175,000 | | 2,513,000 | 2,688,000 | |

Completed

| Type | Program Year 1 2015 | Program Year 2 2016 | Program Year 3 2017 | Program Year 4 2018 | Program Year 5 2019 | Total | Scope |
|---------------------------|---------------------|---------------------|---------------------|---------------------|---------------------|---------|--|
| SMART | | 126,000 | | | | 126,000 | Additional computers to close computer gap |
| SMART | | 14,000 | | | | 14,000 | CAT 6 Data port Upgrade |
| SMART | | 26,000 | | | | 26,000 | Technology Infrastructure (Servers, Racks, etc.) Upgrade |
| SMART | | 38,000 | | | | 38,000 | Wireless Network Upgrade |
| Complete Sub-Total | | 204,000 | | | | 204,000 | |

| | | | | | | | |
|---------------------|-----------|---------|---------|---|-----------|-----------|--|
| School Total | 1,735,262 | 204,000 | 175,000 | 0 | 2,513,000 | 4,627,262 | |
|---------------------|-----------|---------|---------|---|-----------|-----------|--|

Coral Springs High School

Adopted District Educational Facilities Plan

| Project | Program Year 1 2015 | Program Year 2 2016 | Program Year 3 2017 | Program Year 4 2018 | Program Year 5 2019 | Total | Scope |
|---|---------------------------|---------------------------|---------------------------|---------------------------|---------------------------|-------|-------|
| There are no DEFP projects for this location. | | | | | | | |

SMART Program

| Project | Program Year 1 2015 | Program Year 2 2016 | Program Year 3 2017 | Program Year 4 2018 | Program Year 5 2019 | Total | Scope |
|------------------------|---------------------------|---------------------------|---------------------------|---------------------------|---------------------------|-------------------|--|
| Safety & Security | 7,000 | | | | | 7,000 | Fire Sprinklers |
| Safety & Security | | 540,000 | | | | 540,000 | Single Point of Entry |
| Athletics | | 121,000 | | | | 121,000 | Weight Room Renovation |
| Renovation | | 1,143,000 | | | | 1,143,000 | STEM Lab improvements |
| Renovation | | 458,000 | | | | 458,000 | Electrical Improvements |
| Renovation | | 3,396,000 | | | | 3,396,000 | Building Envelope Improvements (Roof, Window, Ext Wall, etc.) |
| Renovation | | 598,000 | | | | 598,000 | Media Center improvements |
| Renovation | | 5,029,000 | | | | 5,029,000 | HVAC Improvements |
| SMART Sub-Total | 7,000 | 11,285,000 | | | | 11,292,000 | |

Completed

| Type | Program Year 1 2015 | Program Year 2 2016 | Program Year 3 2017 | Program Year 4 2018 | Program Year 5 2019 | Total | Scope |
|---------------------------|---------------------------|---------------------------|---------------------------|---------------------------|---------------------------|------------------|---|
| DEFP | 300,000 | | | | | 300,000 | Music Equipment Replacement |
| SMART | 505,000 | | | | | 505,000 | Additional computers to close computer gap |
| SMART | 51,000 | | | | | 51,000 | CAT 6 Data port Upgrade |
| SMART | | 100,000 | | | | 100,000 | School Choice Enhancement |
| SMART | 382,000 | | | | | 382,000 | Technology Infrastructure (Servers, Racks, etc.) Upgrade |
| Complete Sub-Total | 1,238,000 | 100,000 | | | | 1,338,000 | |

| | | | | | | | |
|---------------------|-----------|------------|---|---|---|------------|--|
| School Total | 1,245,000 | 11,385,000 | 0 | 0 | 0 | 12,630,000 | |
|---------------------|-----------|------------|---|---|---|------------|--|

Coral Springs Middle School

Adopted District Educational Facilities Plan

| Project | Program Year 1 2015 | Program Year 2 2016 | Program Year 3 2017 | Program Year 4 2018 | Program Year 5 2019 | Total | Scope |
|----------------|---------------------|---------------------|---------------------|---------------------|---------------------|-----------|--|
| Fire Sprinkler | 1,687,223 | | | | | 1,687,223 | Installation of fire sprinkler protection throughout Building 1 including modifications to fire alarm system as required. Site work will include installation of a new fire main from Building 1 to existing water main right of way on Wiles Road with backflow preventor & associated fire alarm monitoring devices. |
| DEFP Sub-Total | 1,687,223 | 0 | 0 | 0 | 0 | 1,687,223 | |

SMART Program

| Project | Program Year 1 2015 | Program Year 2 2016 | Program Year 3 2017 | Program Year 4 2018 | Program Year 5 2019 | Total | Scope |
|-----------------|---------------------|---------------------|---------------------|---------------------|---------------------|------------|---|
| Renovation | | | 65,000 | | | 65,000 | Wireless Network Upgrade |
| Renovation | | | | 100,000 | | 100,000 | School Choice Enhancement |
| Renovation | | | | 640,000 | | 640,000 | Media Center improvements |
| Renovation | | | 194,000 | 7,299,000 | | 7,493,000 | HVAC Improvements |
| Renovation | | | 23,000 | | | 23,000 | CAT 6 Data port Upgrade |
| Renovation | | | | 2,369,000 | | 2,369,000 | Building Envelope Improvements (Roof, Window, Ext Wall, etc.) |
| Technology | | | 192,000 | | | 192,000 | Technology Infrastructure (Servers, Racks, etc.) Upgrade |
| Technology | | | 217,000 | | | 217,000 | Additional computers to close computer gap |
| SMART Sub-Total | | | 691,000 | 10,408,000 | | 11,099,000 | |

Completed

| Type | Program Year 1 2015 | Program Year 2 2016 | Program Year 3 2017 | Program Year 4 2018 | Program Year 5 2019 | Total | Scope |
|--------------------|---------------------|---------------------|---------------------|---------------------|---------------------|---------|-----------------------------|
| SMART | 100,000 | | | | | 100,000 | Music Equipment Replacement |
| Complete Sub-Total | 100,000 | | | | | 100,000 | |

| | | | | | | | |
|---------------------|-----------|---|---------|------------|---|------------|--|
| School Total | 1,787,223 | 0 | 691,000 | 10,408,000 | 0 | 12,886,223 | |
|---------------------|-----------|---|---------|------------|---|------------|--|

Country Hills Elementary School

Adopted District Educational Facilities Plan

| Project | Program Year 1 2015 | Program Year 2 2016 | Program Year 3 2017 | Program Year 4 2018 | Program Year 5 2019 | Total | Scope |
|-------------------------------------|------------------------|------------------------|------------------------|------------------------|------------------------|----------------|---|
| ADA Wheelchair Lift & Ramp at Stage | 102,310 | | | | | 102,310 | Install ADA Stage Lift and Modify Existing ADA Ramp to Stage. |
| DEFP Sub-Total | 102,310 | 0 | 0 | 0 | 0 | 102,310 | |

SMART Program

| Project | Program Year 1 2015 | Program Year 2 2016 | Program Year 3 2017 | Program Year 4 2018 | Program Year 5 2019 | Total | Scope |
|------------------------|------------------------|------------------------|------------------------|------------------------|------------------------|------------------|---|
| Safety & Security | | | | | 120,000 | 120,000 | Fire Sprinklers |
| Music & Art Equipment | | | 50,000 | | | 50,000 | Music Equipment Replacement |
| Renovation | | | | | 100,000 | 100,000 | School Choice Enhancement |
| Renovation | | | | | 2,597,000 | 2,597,000 | HVAC Improvements |
| Renovation | | | | | 1,696,000 | 1,696,000 | Building Envelope Improvements (Roof, Window, Ext Wall, etc.) |
| SMART Sub-Total | | | 50,000 | | 4,513,000 | 4,563,000 | |

Completed

| Type | Program Year 1 2015 | Program Year 2 2016 | Program Year 3 2017 | Program Year 4 2018 | Program Year 5 2019 | Total | Scope |
|---------------------------|------------------------|------------------------|------------------------|------------------------|------------------------|----------------|--|
| SMART | 207,000 | | | | | 207,000 | Additional computers to close computer gap |
| SMART | 13,000 | | | | | 13,000 | CAT 6 Data port Upgrade |
| SMART | 165,000 | | | | | 165,000 | Technology Infrastructure (Servers, Racks, etc.) Upgrade |
| SMART | 98,000 | | | | | 98,000 | Wireless Network Upgrade |
| Complete Sub-Total | 483,000 | | | | | 483,000 | |

| | | | | | | | |
|---------------------|----------------|----------|---------------|----------|------------------|------------------|--|
| School Total | 585,310 | 0 | 50,000 | 0 | 4,513,000 | 5,148,310 | |
|---------------------|----------------|----------|---------------|----------|------------------|------------------|--|

Country Isles Elementary School

Adopted District Educational Facilities Plan

| Project | Program Year 1 2015 | Program Year 2 2016 | Program Year 3 2017 | Program Year 4 2018 | Program Year 5 2019 | Total | Scope |
|---|---------------------------|---------------------------|---------------------------|---------------------------|---------------------------|-------|-------|
| There are no DEFP projects for this location. | | | | | | | |

SMART Program

| Project | Program Year 1 2015 | Program Year 2 2016 | Program Year 3 2017 | Program Year 4 2018 | Program Year 5 2019 | Total | Scope |
|------------------------|---------------------------|---------------------------|---------------------------|---------------------------|---------------------------|---------|-----------------------------|
| Safety & Security | | | 294,000 | | | 294,000 | Fire Alarm |
| Music & Art Equipment | | | 50,000 | | | 50,000 | Music Equipment Replacement |
| Renovation | 100,000 | | | | | 100,000 | School Choice Enhancement |
| Renovation | | | 160,000 | | | 160,000 | Media Center improvements |
| Renovation | | | 104,000 | | | 104,000 | HVAC Improvements |
| SMART Sub-Total | 100,000 | | 608,000 | | | 708,000 | |

Completed

| Type | Program Year 1 2015 | Program Year 2 2016 | Program Year 3 2017 | Program Year 4 2018 | Program Year 5 2019 | Total | Scope |
|---------------------------|---------------------------|---------------------------|---------------------------|---------------------------|---------------------------|---------|--|
| SMART | | | 178,000 | | | 178,000 | Additional computers to close computer gap |
| SMART | | | 15,000 | | | 15,000 | CAT 6 Data port Upgrade |
| SMART | | | 137,000 | | | 137,000 | Technology Infrastructure (Servers, Racks, etc.) Upgrade |
| SMART | | | 40,000 | | | 40,000 | Wireless Network Upgrade |
| Complete Sub-Total | | | 370,000 | | | 370,000 | |

| | | | | | | | |
|---------------------|---------|---|---------|---|---|-----------|--|
| School Total | 100,000 | 0 | 978,000 | 0 | 0 | 1,078,000 | |
|---------------------|---------|---|---------|---|---|-----------|--|

Cresthaven Elementary School

Adopted District Educational Facilities Plan

| Project | Program Year 1 2015 | Program Year 2 2016 | Program Year 3 2017 | Program Year 4 2018 | Program Year 5 2019 | Total | Scope |
|-----------------------|---------------------------|---------------------------|---------------------------|---------------------------|---------------------------|---------|---------------|
| ADA | 592,123 | | | | | 592,123 | ADA Restrooms |
| DEFP Sub-Total | 592,123 | 0 | 0 | 0 | 0 | 592,123 | |

SMART Program

| Project | Program Year 1 2015 | Program Year 2 2016 | Program Year 3 2017 | Program Year 4 2018 | Program Year 5 2019 | Total | Scope |
|------------------------|---------------------------|---------------------------|---------------------------|---------------------------|---------------------------|-----------|--|
| Renovation | | | | | 100,000 | 100,000 | School Choice Enhancement |
| Renovation | | | | | 2,631,000 | 2,631,000 | HVAC Improvements |
| Renovation | | | | | 1,193,000 | 1,193,000 | Building Envelope Improvements (Roof, Window, Ext Wall, etc.) |
| SMART Sub-Total | | | | | 3,924,000 | 3,924,000 | |

Completed

| Type | Program Year 1 2015 | Program Year 2 2016 | Program Year 3 2017 | Program Year 4 2018 | Program Year 5 2019 | Total | Scope |
|---------------------------|---------------------------|---------------------------|---------------------------|---------------------------|---------------------------|---------|---|
| SMART | | 193,000 | | | | 193,000 | Additional computers to close computer gap |
| SMART | | 15,000 | | | | 15,000 | CAT 6 Data port Upgrade |
| SMART | 50,000 | | | | | 50,000 | Music Equipment Replacement |
| SMART | | 22,000 | | | | 22,000 | Technology Infrastructure (Servers, Racks, etc.) Upgrade |
| SMART | | 66,000 | | | | 66,000 | Wireless Network Upgrade |
| Complete Sub-Total | 50,000 | 296,000 | | | | 346,000 | |

| | | | | | | | |
|---------------------|---------|---------|---|---|-----------|-----------|--|
| School Total | 642,123 | 296,000 | 0 | 0 | 3,924,000 | 4,862,123 | |
|---------------------|---------|---------|---|---|-----------|-----------|--|

Croissant Park Elementary School

Adopted District Educational Facilities Plan

| Project | Program Year 1 2015 | Program Year 2 2016 | Program Year 3 2017 | Program Year 4 2018 | Program Year 5 2019 | Total | Scope |
|--|---------------------------|---------------------------|---------------------------|---------------------------|---------------------------|-------|-------|
| There are no DEFP projects for this location. | | | | | | | |

SMART Program

| Project | Program Year 1 2015 | Program Year 2 2016 | Program Year 3 2017 | Program Year 4 2018 | Program Year 5 2019 | Total | Scope |
|------------------------|---------------------------|---------------------------|---------------------------|---------------------------|---------------------------|-----------|--|
| Safety & Security | | | | | 812,000 | 812,000 | Fire Sprinklers |
| Safety & Security | | | | | 294,000 | 294,000 | Fire Alarm |
| Music & Art Equipment | 50,000 | | | | | 50,000 | Music Equipment Replacement |
| Renovation | | | | | 100,000 | 100,000 | School Choice Enhancement |
| Renovation | | | | | 1,704,000 | 1,704,000 | HVAC Improvements |
| Renovation | | | | | 851,000 | 851,000 | Building Envelope Improvements (Roof, Window, Ext Wall, etc.) |
| SMART Sub-Total | 50,000 | | | | 3,761,000 | 3,811,000 | |

Completed

| Type | Program Year 1 2015 | Program Year 2 2016 | Program Year 3 2017 | Program Year 4 2018 | Program Year 5 2019 | Total | Scope |
|---------------------------|---------------------------|---------------------------|---------------------------|---------------------------|---------------------------|---------|--|
| SMART | | 214,000 | | | | 214,000 | Additional computers to close computer gap |
| SMART | | 20,000 | | | | 20,000 | CAT 6 Data port Upgrade |
| SMART | | 78,000 | | | | 78,000 | Wireless Network Upgrade |
| Complete Sub-Total | | 312,000 | | | | 312,000 | |

| | | | | | | | |
|---------------------|--------|---------|---|---|-----------|-----------|--|
| School Total | 50,000 | 312,000 | 0 | 0 | 3,761,000 | 4,123,000 | |
|---------------------|--------|---------|---|---|-----------|-----------|--|

Cross Creek School

Adopted District Educational Facilities Plan

| Project | Program Year 1 2015 | Program Year 2 2016 | Program Year 3 2017 | Program Year 4 2018 | Program Year 5 2019 | Total | Scope |
|--------------------------------|---------------------------|---------------------------|---------------------------|---------------------------|---------------------------|--------|---|
| Wood Shop Safety Electric Work | 14,000 | | | | | 14,000 | Anchor wood shop equipment to the floor, connect to vacuum, install safety shut off switches on equipment and at Teacher's desk and install one additional electrical circuit from electrical panel to the classroom. Work to be done by PPO. |
| DEFP Sub-Total | 14,000 | 0 | 0 | 0 | 0 | 14,000 | |

SMART Program

| Project | Program Year 1 2015 | Program Year 2 2016 | Program Year 3 2017 | Program Year 4 2018 | Program Year 5 2019 | Total | Scope |
|-----------------------|---------------------------|---------------------------|---------------------------|---------------------------|---------------------------|-----------|---|
| Safety & Security | | | | | 420,000 | 420,000 | Fire Alarm |
| Safety & Security | | | 270,000 | | | 270,000 | Single Point of Entry |
| Music & Art Equipment | | 50,000 | | | | 50,000 | Music Equipment Replacement |
| Renovation | | | | | 100,000 | 100,000 | School Choice Enhancement |
| Renovation | | | | | 435,000 | 435,000 | HVAC Improvements |
| Renovation | | | | | 405,000 | 405,000 | Building Envelope Improvements (Roof, Window, Ext Wall, etc.) |
| SMART Sub-Total | | 50,000 | 270,000 | | 1,360,000 | 1,680,000 | |

Completed

| Type | Program Year 1 2015 | Program Year 2 2016 | Program Year 3 2017 | Program Year 4 2018 | Program Year 5 2019 | Total | Scope |
|--------------------|---------------------------|---------------------------|---------------------------|---------------------------|---------------------------|--------|--|
| SMART | | 37,000 | | | | 37,000 | Additional computers to close computer gap |
| SMART | | 39,000 | | | | 39,000 | Wireless Network Upgrade |
| Complete Sub-Total | | 76,000 | | | | 76,000 | |

| | | | | | | | |
|---------------------|--------|---------|---------|---|-----------|-----------|--|
| School Total | 14,000 | 126,000 | 270,000 | 0 | 1,360,000 | 1,770,000 | |
|---------------------|--------|---------|---------|---|-----------|-----------|--|

Crystal Lake Middle School

Adopted District Educational Facilities Plan

| Project | Program Year 1 2015 | Program Year 2 2016 | Program Year 3 2017 | Program Year 4 2018 | Program Year 5 2019 | Total | Scope |
|---|---------------------------|---------------------------|---------------------------|---------------------------|---------------------------|-------|-------|
| There are no DEFP projects for this location. | | | | | | | |

SMART Program

| Project | Program Year 1 2015 | Program Year 2 2016 | Program Year 3 2017 | Program Year 4 2018 | Program Year 5 2019 | Total | Scope |
|------------------------|---------------------------|---------------------------|---------------------------|---------------------------|---------------------------|-----------|---|
| Music & Art | | | | | 284,000 | 284,000 | Conversion of Existing Space to Music and/or Art Lab(s) |
| Music & Art | | | | | 85,000 | 85,000 | Art Room Renovation and Equipment |
| Safety & Security | 472,525 | | | | | 472,525 | Install Fire Alarm |
| Renovation | | | | | 100,000 | 100,000 | School Choice Enhancement |
| Renovation | | | | | 338,000 | 338,000 | Media Center improvements |
| Renovation | | | | | 244,000 | 244,000 | HVAC Improvements |
| Renovation | | | | | 812,000 | 812,000 | Building Envelope Improvements (Roof, Window, Ext Wall, etc.) |
| SMART Sub-Total | 472,525 | | | | 1,863,000 | 2,335,525 | |

Completed

| Type | Program Year 1 2015 | Program Year 2 2016 | Program Year 3 2017 | Program Year 4 2018 | Program Year 5 2019 | Total | Scope |
|---------------------------|---------------------------|---------------------------|---------------------------|---------------------------|---------------------------|---------|--|
| DEFP | 100,000 | | | | | 100,000 | Music Equipment Replacement |
| SMART | | | 175,000 | | | 175,000 | Additional computers to close computer gap |
| SMART | | | 9,000 | | | 9,000 | CAT 6 Data port Upgrade |
| SMART | | | 13,000 | | | 13,000 | Technology Infrastructure (Servers, Racks, etc.) Upgrade |
| SMART | | | 128,000 | | | 128,000 | Wireless Network Upgrade |
| Complete Sub-Total | 100,000 | | 325,000 | | | 425,000 | |

| | | | | | | | |
|---------------------|---------|---|---------|---|-----------|-----------|--|
| School Total | 572,525 | 0 | 325,000 | 0 | 1,863,000 | 2,760,525 | |
|---------------------|---------|---|---------|---|-----------|-----------|--|

Cypress Bay High School

Adopted District Educational Facilities Plan

| Project | Program Year 1 2015 | Program Year 2 2016 | Program Year 3 2017 | Program Year 4 2018 | Program Year 5 2019 | Total | Scope |
|----------------|---------------------------|---------------------------|---------------------------|---------------------------|---------------------------|---------|--|
| Portable Moves | 254,323 | | | | | 254,323 | Relocation of three portables from New River Site to Cypress Bay High School |
| DEFP Sub-Total | 254,323 | 0 | 0 | 0 | 0 | 254,323 | |

SMART Program

| Project | Program Year 1 2015 | Program Year 2 2016 | Program Year 3 2017 | Program Year 4 2018 | Program Year 5 2019 | Total | Scope |
|-----------------------|---------------------------|---------------------------|---------------------------|---------------------------|---------------------------|------------|---|
| Safety & Security | | 270,000 | | | | 270,000 | Single Point of Entry |
| Safety & Security | | 107,000 | | | | 107,000 | Safety / Security Upgrade |
| Music & Art Equipment | | | 300,000 | | | 300,000 | Music Equipment Replacement |
| Athletics | | | 300,000 | | | 300,000 | Track Resurfacing |
| Athletics | | 121,000 | | | | 121,000 | Weight Room Renovation |
| Renovation | | 100,000 | | | | 100,000 | School Choice Enhancement |
| Renovation | | 580,000 | | | | 580,000 | HVAC Improvements |
| Renovation | | 12,400,000 | | | | 12,400,000 | CR Addition to allow for removal of portable buildings |
| Renovation | | 652,000 | | | | 652,000 | Building Envelope Improvements (Roof, Window, Ext Wall, etc.) |
| SMART Sub-Total | | 14,230,000 | 600,000 | | | 14,830,000 | |

Completed

| Type | Program Year 1 2015 | Program Year 2 2016 | Program Year 3 2017 | Program Year 4 2018 | Program Year 5 2019 | Total | Scope |
|--------------------|---------------------------|---------------------------|---------------------------|---------------------------|---------------------------|-----------|--|
| SMART | 970,000 | | | | | 970,000 | Additional computers to close computer gap |
| SMART | 48,000 | | | | | 48,000 | CAT 6 Data port Upgrade |
| SMART | 578,000 | | | | | 578,000 | Technology Infrastructure (Servers, Racks, etc.) Upgrade |
| SMART | 134,000 | | | | | 134,000 | Wireless Network Upgrade |
| Complete Sub-Total | 1,730,000 | | | | | 1,730,000 | |

| | | | | | | | |
|---------------------|-----------|------------|---------|---|---|------------|--|
| School Total | 1,984,323 | 14,230,000 | 600,000 | 0 | 0 | 16,814,323 | |
|---------------------|-----------|------------|---------|---|---|------------|--|

Cypress Elementary School

Adopted District Educational Facilities Plan

| Project | Program Year 1 2015 | Program Year 2 2016 | Program Year 3 2017 | Program Year 4 2018 | Program Year 5 2019 | Total | Scope |
|---|---------------------------|---------------------------|---------------------------|---------------------------|---------------------------|-------|-------|
| There are no DEFP projects for this location. | | | | | | | |

SMART Program

| Project | Program Year 1 2015 | Program Year 2 2016 | Program Year 3 2017 | Program Year 4 2018 | Program Year 5 2019 | Total | Scope |
|------------------------|---------------------------|---------------------------|---------------------------|---------------------------|---------------------------|------------------|--|
| Safety & Security | 634,000 | | | | | 634,000 | Fire Sprinklers |
| Safety & Security | 103,000 | | | | | 103,000 | Safety / Security Upgrade |
| Music & Art Equipment | 50,000 | | | | | 50,000 | Music Equipment Replacement |
| Renovation | 100,000 | | | | | 100,000 | School Choice Enhancement |
| Renovation | 1,747,603 | | | | | 1,747,603 | Replace existing classroom unit ventilators (approximately 42) with new unit ventilators, duct and diffusers. Includes all related work including electrical, DDC controls, plumbing, ceiling removal and replacement, test and balance, and replacement of outside air units. |
| Renovation | 637,564 | | | | | 637,564 | Building Envelope Improvements (Roof, Window, Ext Wall, etc.) |
| Renovation | 177,000 | | | | | 177,000 | Media Center improvements |
| SMART Sub-Total | 3,449,167 | | | | | 3,449,167 | |

Completed

| Type | Program Year 1 2015 | Program Year 2 2016 | Program Year 3 2017 | Program Year 4 2018 | Program Year 5 2019 | Total | Scope |
|---------------------------|---------------------------|---------------------------|---------------------------|---------------------------|---------------------------|----------------|--|
| SMART | | 247,000 | | | | 247,000 | Additional computers to close computer gap |
| SMART | | 12,000 | | | | 12,000 | CAT 6 Data port Upgrade |
| SMART | | 61,000 | | | | 61,000 | Technology Infrastructure (Servers, Racks, etc.) Upgrade |
| SMART | | 84,000 | | | | 84,000 | Wireless Network Upgrade |
| Complete Sub-Total | | 404,000 | | | | 404,000 | |

| | | | | | | | |
|---------------------|-----------|---------|---|---|---|-----------|--|
| School Total | 3,449,167 | 404,000 | 0 | 0 | 0 | 3,853,167 | |
|---------------------|-----------|---------|---|---|---|-----------|--|

Cypress Run Education Center

Adopted District Educational Facilities Plan

| Project | Program Year 1 2015 | Program Year 2 2016 | Program Year 3 2017 | Program Year 4 2018 | Program Year 5 2019 | Total | Scope |
|--|---------------------------|---------------------------|---------------------------|---------------------------|---------------------------|-------|-------|
| There are no DEFP projects for this location. | | | | | | | |

SMART Program

| Project | Program Year 1 2015 | Program Year 2 2016 | Program Year 3 2017 | Program Year 4 2018 | Program Year 5 2019 | Total | Scope |
|------------------------|---------------------------|---------------------------|---------------------------|---------------------------|---------------------------|----------------|-----------------------------|
| Safety & Security | | | 90,000 | | | 90,000 | Single Point of Entry |
| Music & Art Equipment | | 50,000 | | | | 50,000 | Music Equipment Replacement |
| Renovation | | | 20,000 | | | 20,000 | Wireless Network Upgrade |
| Renovation | 100,000 | | | | | 100,000 | School Choice Enhancement |
| Renovation | | | 77,000 | | | 77,000 | HVAC Improvements |
| Renovation | | | 1,000 | | | 1,000 | CAT 6 Data port Upgrade |
| SMART Sub-Total | 100,000 | 50,000 | 188,000 | | | 338,000 | |

Completed

| Project | Program Year 1 2015 | Program Year 2 2016 | Program Year 3 2017 | Program Year 4 2018 | Program Year 5 2019 | Total | Scope |
|--|---------------------------|---------------------------|---------------------------|---------------------------|---------------------------|-------|-------|
| There are no Completed projects for this location | | | | | | | |

| | | | | | | | |
|---------------------|---------|--------|---------|---|---|---------|--|
| School Total | 100,000 | 50,000 | 188,000 | 0 | 0 | 338,000 | |
|---------------------|---------|--------|---------|---|---|---------|--|

Dandy, William Middle School

Adopted District Educational Facilities Plan

| Project | Program Year 1 2015 | Program Year 2 2016 | Program Year 3 2017 | Program Year 4 2018 | Program Year 5 2019 | Total | Scope |
|---|---------------------------|---------------------------|---------------------------|---------------------------|---------------------------|-------|-------|
| There are no DEFP projects for this location. | | | | | | | |

SMART Program

| Project | Program Year 1 2015 | Program Year 2 2016 | Program Year 3 2017 | Program Year 4 2018 | Program Year 5 2019 | Total | Scope |
|-------------------|---------------------------|---------------------------|---------------------------|---------------------------|---------------------------|-----------|--|
| Safety & Security | | | 83,000 | | | 83,000 | Safety / Security Upgrade |
| Safety & Security | | | 233,000 | | | 233,000 | Single Point of Entry |
| Safety & Security | | | 16,000 | | | 16,000 | Fire Sprinklers |
| Safety & Security | | | 462,000 | | | 462,000 | Fire Alarm |
| Renovation | | | 59,000 | | | 59,000 | Replacement of building 18 |
| Renovation | | | 533,000 | | | 533,000 | HVAC Improvements |
| Renovation | | | 100,000 | | | 100,000 | School Choice Enhancement |
| Renovation | | | 2,042,000 | | | 2,042,000 | Building Envelope Improvements (Roof, Window, Ext Wall, etc.) |
| SMART Sub-Total | | | 3,528,000 | | | 3,528,000 | |

Completed

| Type | Program Year 1 2015 | Program Year 2 2016 | Program Year 3 2017 | Program Year 4 2018 | Program Year 5 2019 | Total | Scope |
|--------------------|---------------------------|---------------------------|---------------------------|---------------------------|---------------------------|---------|--|
| SMART | | | 85,000 | | | 85,000 | Additional computers to close computer gap |
| SMART | | | 19,000 | | | 19,000 | CAT 6 Data port Upgrade |
| SMART | | 100,000 | | | | 100,000 | Music Equipment Replacement |
| SMART | | | 9,000 | | | 9,000 | Technology Infrastructure (Servers, Racks, etc.) Upgrade |
| SMART | | | 104,000 | | | 104,000 | Wireless Network Upgrade |
| Complete Sub-Total | | 100,000 | 217,000 | | | 317,000 | |

| | | | | | | | |
|---------------------|---|---------|-----------|---|---|-----------|--|
| School Total | 0 | 100,000 | 3,745,000 | 0 | 0 | 3,845,000 | |
|---------------------|---|---------|-----------|---|---|-----------|--|

Dania Elementary School

Adopted District Educational Facilities Plan

| Project | Program Year 1 2015 | Program Year 2 2016 | Program Year 3 2017 | Program Year 4 2018 | Program Year 5 2019 | Total | Scope |
|---|---------------------------|---------------------------|---------------------------|---------------------------|---------------------------|-------|-------|
| There are no DEFP projects for this location. | | | | | | | |

SMART Program

| Project | Program Year 1 2015 | Program Year 2 2016 | Program Year 3 2017 | Program Year 4 2018 | Program Year 5 2019 | Total | Scope |
|-----------------------|---------------------------|---------------------------|---------------------------|---------------------------|---------------------------|-----------|---|
| Safety & Security | | | | | 147,000 | 147,000 | Safety / Security Upgrade |
| Music & Art | | | | | 1,065,000 | 1,065,000 | Replacement of building 2 |
| Music & Art | | | | | 136,000 | 136,000 | Music Room Renovation |
| Music & Art Equipment | | | 50,000 | | | 50,000 | Music Equipment Replacement |
| Music & Art | | | | | 65,000 | 65,000 | Art Room Renovation and Equipment |
| Renovation | | | | | 100,000 | 100,000 | School Choice Enhancement |
| Renovation | | | | | 213,000 | 213,000 | Media Center improvements |
| Renovation | | | | | 610,000 | 610,000 | Electrical Improvements |
| Renovation | | | | | 266,000 | 266,000 | Building Envelope Improvements (Roof, Window, Ext Wall, etc.) |
| SMART Sub-Total | | | 50,000 | | 2,602,000 | 2,652,000 | |

Completed

| Type | Program Year 1 2015 | Program Year 2 2016 | Program Year 3 2017 | Program Year 4 2018 | Program Year 5 2019 | Total | Scope |
|--------------------|---------------------------|---------------------------|---------------------------|---------------------------|---------------------------|---------|--|
| SMART | | 135,000 | | | | 135,000 | Additional computers to close computer gap |
| SMART | | 8,000 | | | | 8,000 | CAT 6 Data port Upgrade |
| SMART | | 66,000 | | | | 66,000 | Wireless Network Upgrade |
| Complete Sub-Total | | 209,000 | | | | 209,000 | |

| | | | | | | | |
|---------------------|---|---------|--------|---|-----------|-----------|--|
| School Total | 0 | 209,000 | 50,000 | 0 | 2,602,000 | 2,861,000 | |
|---------------------|---|---------|--------|---|-----------|-----------|--|

Dave Thomas Education Center

Adopted District Educational Facilities Plan

| Project | Program Year 1 2015 | Program Year 2 2016 | Program Year 3 2017 | Program Year 4 2018 | Program Year 5 2019 | Total | Scope |
|---|---------------------------|---------------------------|---------------------------|---------------------------|---------------------------|-------|-------|
| There are no DEFP projects for this location. | | | | | | | |

SMART Program

| Project | Program Year 1 2015 | Program Year 2 2016 | Program Year 3 2017 | Program Year 4 2018 | Program Year 5 2019 | Total | Scope |
|-----------------------|---------------------------|---------------------------|---------------------------|---------------------------|---------------------------|---------|--|
| Music & Art Equipment | | 50,000 | | | | 50,000 | Music Equipment Replacement |
| Renovation | | 100,000 | | | | 100,000 | School Choice Enhancement |
| Renovation | | 385,000 | | | | 385,000 | HVAC Improvements |
| Renovation | | 373,000 | | | | 373,000 | Building Envelope Improvements (Roof, Window, Ext Wall, etc.) |
| SMART Sub-Total | | 908,000 | | | | 908,000 | |

Completed

| Type | Program Year 1 2015 | Program Year 2 2016 | Program Year 3 2017 | Program Year 4 2018 | Program Year 5 2019 | Total | Scope |
|--------------------|---------------------------|---------------------------|---------------------------|---------------------------|---------------------------|---------|---|
| SMART | | | 62,000 | | | 62,000 | Technology Infrastructure (Servers, Racks, etc.) Upgrade |
| SMART | | | 45,000 | | | 45,000 | Wireless Network Upgrade |
| Complete Sub-Total | | | 107,000 | | | 107,000 | |

| | | | | | | | |
|---------------------|---|---------|---------|---|---|-----------|--|
| School Total | 0 | 908,000 | 107,000 | 0 | 0 | 1,015,000 | |
|---------------------|---|---------|---------|---|---|-----------|--|

Dave Thomas Education Center-West

Adopted District Educational Facilities Plan

| Project | Program Year 1 2015 | Program Year 2 2016 | Program Year 3 2017 | Program Year 4 2018 | Program Year 5 2019 | Total | Scope |
|---|---------------------------|---------------------------|---------------------------|---------------------------|---------------------------|-------|-------|
| There are no DEFP projects for this location. | | | | | | | |

SMART Program

| Project | Program Year 1 2015 | Program Year 2 2016 | Program Year 3 2017 | Program Year 4 2018 | Program Year 5 2019 | Total | Scope |
|-----------------------|---------------------------|---------------------------|---------------------------|---------------------------|---------------------------|---------|-----------------------------|
| Safety & Security | | | 90,000 | | | 90,000 | Single Point of Entry |
| Music & Art Equipment | | 50,000 | | | | 50,000 | Music Equipment Replacement |
| Renovation | 100,000 | | | | | 100,000 | School Choice Enhancement |
| SMART Sub-Total | 100,000 | 50,000 | 90,000 | | | 240,000 | |

Completed

| Type | Program Year 1 2015 | Program Year 2 2016 | Program Year 3 2017 | Program Year 4 2018 | Program Year 5 2019 | Total | Scope |
|--------------------|---------------------------|---------------------------|---------------------------|---------------------------|---------------------------|--------|--------------------------|
| SMART | | | 13,000 | | | 13,000 | CAT 6 Data port Upgrade |
| SMART | | | 49,000 | | | 49,000 | Wireless Network Upgrade |
| Complete Sub-Total | | | 62,000 | | | 62,000 | |

| | | | | | | | |
|---------------------|---------|--------|---------|---|---|---------|--|
| School Total | 100,000 | 50,000 | 152,000 | 0 | 0 | 302,000 | |
|---------------------|---------|--------|---------|---|---|---------|--|

Davie Elementary School

Adopted District Educational Facilities Plan

| Project | Program Year 1 2015 | Program Year 2 2016 | Program Year 3 2017 | Program Year 4 2018 | Program Year 5 2019 | Total | Scope |
|---|---------------------------|---------------------------|---------------------------|---------------------------|---------------------------|-------|-------|
| There are no DEFP projects for this location. | | | | | | | |

SMART Program

| Project | Program Year 1 2015 | Program Year 2 2016 | Program Year 3 2017 | Program Year 4 2018 | Program Year 5 2019 | Total | Scope |
|-------------------|---------------------------|---------------------------|---------------------------|---------------------------|---------------------------|-----------|--|
| Safety & Security | | | 73,000 | | | 73,000 | Safety / Security Upgrade |
| Safety & Security | | | 685,000 | | | 685,000 | Fire Sprinklers |
| Renovation | | | 100,000 | | | 100,000 | School Choice Enhancement |
| Renovation | | | 235,000 | | | 235,000 | Media Center improvements |
| Renovation | | | 809,000 | | | 809,000 | HVAC Improvements |
| Renovation | | | 1,074,000 | | | 1,074,000 | Building Envelope Improvements (Roof, Window, Ext Wall, etc.) |
| SMART Sub-Total | | | 2,976,000 | | | 2,976,000 | |

Completed

| Type | Program Year 1 2015 | Program Year 2 2016 | Program Year 3 2017 | Program Year 4 2018 | Program Year 5 2019 | Total | Scope |
|--------------------|---------------------------|---------------------------|---------------------------|---------------------------|---------------------------|---------|--|
| SMART | | 202,000 | | | | 202,000 | Additional computers to close computer gap |
| SMART | | 9,000 | | | | 9,000 | CAT 6 Data port Upgrade |
| SMART | | 50,000 | | | | 50,000 | Music Equipment Replacement |
| SMART | | 79,000 | | | | 79,000 | Wireless Network Upgrade |
| Complete Sub-Total | | 340,000 | | | | 340,000 | |

| | | | | | | | |
|---------------------|---|---------|-----------|---|---|-----------|--|
| School Total | 0 | 340,000 | 2,976,000 | 0 | 0 | 3,316,000 | |
|---------------------|---|---------|-----------|---|---|-----------|--|

Deerfield Beach Elementary School

Adopted District Educational Facilities Plan

| Project | Program Year 1 2015 | Program Year 2 2016 | Program Year 3 2017 | Program Year 4 2018 | Program Year 5 2019 | Total | Scope |
|---|---------------------|---------------------|---------------------|---------------------|---------------------|------------------|---|
| Life Safety | 326,445 | | | | | 326,445 | Lead Base Paint Abatement |
| Window Replacement - Building #1 Auditorium | 750,000 | | | | | 750,000 | Replacement of wood windows at Building #1 - Auditorium. Verification of requirements for National Historic Register. Scope evaluation is currently on-going. |
| DEFP Sub-Total | 1,076,445 | 0 | 0 | 0 | 0 | 1,076,445 | |

SMART Program

| Project | Program Year 1 2015 | Program Year 2 2016 | Program Year 3 2017 | Program Year 4 2018 | Program Year 5 2019 | Total | Scope |
|------------------------|---------------------|---------------------|---------------------|---------------------|---------------------|------------------|--|
| Safety & Security | | 725,000 | | | | 725,000 | Fire Sprinklers |
| Safety & Security | | | 294,000 | | | 294,000 | Fire Alarm |
| Renovation | 100,000 | | | | | 100,000 | School Choice Enhancement |
| Renovation | | | 2,862,000 | | | 2,862,000 | Renovations to Building 1 (Historic) |
| Renovation | | | 378,000 | | | 378,000 | Media Center improvements |
| Renovation | | | 529,000 | | | 529,000 | HVAC Improvements |
| Renovation | | | 369,000 | | | 369,000 | Building Envelope Improvements (Roof, Window, Ext. Wall, etc.) |
| SMART Sub-Total | 100,000 | 725,000 | 4,432,000 | | | 5,257,000 | |

Completed

| Type | Program Year 1 2015 | Program Year 2 2016 | Program Year 3 2017 | Program Year 4 2018 | Program Year 5 2019 | Total | Scope |
|---------------------------|---------------------|---------------------|---------------------|---------------------|---------------------|----------------|--|
| SMART | | 207,000 | | | | 207,000 | Additional computers to close computer gap |
| SMART | | 13,000 | | | | 13,000 | CAT 6 Data port Upgrade |
| SMART | 50,000 | | | | | 50,000 | Music Equipment Replacement |
| SMART | | 72,000 | | | | 72,000 | Wireless Network Upgrade |
| Complete Sub-Total | 50,000 | 292,000 | | | | 342,000 | |

| | | | | | | | |
|---------------------|------------------|------------------|------------------|----------|----------|------------------|--|
| School Total | 1,226,445 | 1,017,000 | 4,432,000 | 0 | 0 | 6,675,445 | |
|---------------------|------------------|------------------|------------------|----------|----------|------------------|--|

Deerfield Beach High School

Adopted District Educational Facilities Plan

| Project | Program Year 1 2015 | Program Year 2 2016 | Program Year 3 2017 | Program Year 4 2018 | Program Year 5 2019 | Total | Scope |
|---|---------------------------|---------------------------|---------------------------|---------------------------|---------------------------|-------|-------|
| There are no DEFP projects for this location. | | | | | | | |

SMART Program

| Project | Program Year 1 2015 | Program Year 2 2016 | Program Year 3 2017 | Program Year 4 2018 | Program Year 5 2019 | Total | Scope |
|------------------------|---------------------------|---------------------------|---------------------------|---------------------------|---------------------------|-------------------|--|
| Safety & Security | | | | | 114,000 | 114,000 | Safety / Security Upgrade |
| Safety & Security | 22,000 | | | | | 22,000 | Fire Sprinklers |
| Safety & Security | | | 540,000 | | | 540,000 | Single Point of Entry |
| Athletics | | | | | 121,000 | 121,000 | Weight Room Renovation |
| Renovation | | | | | 836,000 | 836,000 | Building Envelope Improvements (Roof, Window, Ext Wall, etc.) |
| Renovation | | | | | 1,971,000 | 1,971,000 | STEM Lab improvements |
| Renovation | | | | | 100,000 | 100,000 | School Choice Enhancement |
| Renovation | | | | | 688,000 | 688,000 | Media Center improvements |
| Renovation | 8,752,000 | | | | | 8,752,000 | Roof Repairs and HVAC |
| Renovation | | | | | 303,000 | 303,000 | Electrical Improvements |
| SMART Sub-Total | 8,774,000 | | 540,000 | | 4,133,000 | 13,447,000 | |

Completed

| Type | Program Year 1 2015 | Program Year 2 2016 | Program Year 3 2017 | Program Year 4 2018 | Program Year 5 2019 | Total | Scope |
|---------------------------|---------------------------|---------------------------|---------------------------|---------------------------|---------------------------|------------------|---|
| DEFP | 300,000 | | | | | 300,000 | Music Equipment Replacement |
| SMART | | | 492,000 | | | 492,000 | Additional computers to close computer gap |
| SMART | | | 43,000 | | | 43,000 | CAT 6 Data port Upgrade |
| SMART | | | 13,000 | | | 13,000 | Technology Infrastructure (Servers, Racks, etc.) Upgrade |
| SMART | | | 195,000 | | | 195,000 | Wireless Network Upgrade |
| Complete Sub-Total | 300,000 | | 743,000 | | | 1,043,000 | |

| | | | | | | | |
|---------------------|-----------|---|-----------|---|-----------|------------|--|
| School Total | 9,074,000 | 0 | 1,283,000 | 0 | 4,133,000 | 14,490,000 | |
|---------------------|-----------|---|-----------|---|-----------|------------|--|

Deerfield Beach Middle School

Adopted District Educational Facilities Plan

| Project | Program Year 1 2015 | Program Year 2 2016 | Program Year 3 2017 | Program Year 4 2018 | Program Year 5 2019 | Total | Scope |
|--|---------------------------|---------------------------|---------------------------|---------------------------|---------------------------|-------|-------|
| There are no DEFP projects for this location. | | | | | | | |

SMART Program

| Project | Program Year 1 2015 | Program Year 2 2016 | Program Year 3 2017 | Program Year 4 2018 | Program Year 5 2019 | Total | Scope |
|------------------------|---------------------------|---------------------------|---------------------------|---------------------------|---------------------------|-----------|--|
| Safety & Security | | | | | 461,000 | 461,000 | Fire Alarm |
| Safety & Security | | | 465,000 | | | 465,000 | Single Point of Entry |
| Safety & Security | | | | | 632,000 | 632,000 | Fire Sprinklers |
| Renovation | | | | | 100,000 | 100,000 | School Choice Enhancement |
| Renovation | | | | | 299,000 | 299,000 | Media Center improvements |
| Renovation | | | | | 714,000 | 714,000 | HVAC Improvements |
| Renovation | | | | | 2,227,000 | 2,227,000 | Building Envelope Improvements (Roof, Window, Ext Wall, etc.) |
| SMART Sub-Total | | | 465,000 | | 4,433,000 | 4,898,000 | |

Completed

| Type | Program Year 1 2015 | Program Year 2 2016 | Program Year 3 2017 | Program Year 4 2018 | Program Year 5 2019 | Total | Scope |
|---------------------------|---------------------------|---------------------------|---------------------------|---------------------------|---------------------------|---------|---|
| DEFP | 100,000 | | | | | 100,000 | Music Equipment Replacement |
| SMART | | | 155,000 | | | 155,000 | Additional computers to close computer gap |
| SMART | | | 13,000 | | | 13,000 | CAT 6 Data port Upgrade |
| SMART | | | 56,000 | | | 56,000 | Wireless Network Upgrade |
| Complete Sub-Total | 100,000 | | 224,000 | | | 324,000 | |

| | | | | | | | |
|---------------------|---------|---|---------|---|-----------|-----------|--|
| School Total | 100,000 | 0 | 689,000 | 0 | 4,433,000 | 5,222,000 | |
|---------------------|---------|---|---------|---|-----------|-----------|--|

Deerfield Park Elementary School

Adopted District Educational Facilities Plan

| Project | Program Year 1 2015 | Program Year 2 2016 | Program Year 3 2017 | Program Year 4 2018 | Program Year 5 2019 | Total | Scope |
|---|---------------------------|---------------------------|---------------------------|---------------------------|---------------------------|-------|-------|
| There are no DEFP projects for this location. | | | | | | | |

SMART Program

| Project | Program Year 1 2015 | Program Year 2 2016 | Program Year 3 2017 | Program Year 4 2018 | Program Year 5 2019 | Total | Scope |
|------------------------|---------------------------|---------------------------|---------------------------|---------------------------|---------------------------|-----------|--|
| Safety & Security | | | 195,000 | | | 195,000 | Single Point of Entry |
| Safety & Security | | | | 808,000 | | 808,000 | Fire Sprinklers |
| Safety & Security | | | | 293,000 | | 293,000 | Fire Alarm |
| Music & Art Equipment | 50,000 | | | | | 50,000 | Music Equipment Replacement |
| Athletics | | | | 10,000 | | 10,000 | PE/Athletic Improvements |
| Renovation | | | | 100,000 | | 100,000 | School Choice Enhancement |
| Renovation | | | | 2,893,000 | | 2,893,000 | HVAC Improvements |
| Renovation | | | | 1,236,000 | | 1,236,000 | Building Envelope Improvements (Roof, Window, Ext Wall, etc.) |
| SMART Sub-Total | 50,000 | | 195,000 | 5,340,000 | | 5,585,000 | |

Completed

| Type | Program Year 1 2015 | Program Year 2 2016 | Program Year 3 2017 | Program Year 4 2018 | Program Year 5 2019 | Total | Scope |
|---------------------------|---------------------------|---------------------------|---------------------------|---------------------------|---------------------------|---------|--|
| SMART | | 166,000 | | | | 166,000 | Additional computers to close computer gap |
| SMART | | 15,000 | | | | 15,000 | CAT 6 Data port Upgrade |
| SMART | | 30,000 | | | | 30,000 | Wireless Network Upgrade |
| Complete Sub-Total | | 211,000 | | | | 211,000 | |

| | | | | | | | |
|---------------------|--------|---------|---------|-----------|---|-----------|--|
| School Total | 50,000 | 211,000 | 195,000 | 5,340,000 | 0 | 5,796,000 | |
|---------------------|--------|---------|---------|-----------|---|-----------|--|

Dillard 6-12 School

Adopted District Educational Facilities Plan

| Project | Program Year 1 2015 | Program Year 2 2016 | Program Year 3 2017 | Program Year 4 2018 | Program Year 5 2019 | Total | Scope |
|---|---------------------------|---------------------------|---------------------------|---------------------------|---------------------------|-------|-------|
| There are no DEFP projects for this location. | | | | | | | |

SMART Program

| Project | Program Year 1 2015 | Program Year 2 2016 | Program Year 3 2017 | Program Year 4 2018 | Program Year 5 2019 | Total | Scope |
|------------------------|---------------------------|---------------------------|---------------------------|---------------------------|---------------------------|------------------|--|
| Safety & Security | 540,000 | | | | | 540,000 | Single Point of Entry |
| Safety & Security | 72,000 | | | | | 72,000 | Safety / Security Upgrade |
| Safety & Security | 375,000 | | | | | 375,000 | Fire Sprinklers |
| Athletics | 121,000 | | | | | 121,000 | Weight Room Renovation |
| Renovation | 100,000 | | | | | 100,000 | School Choice Enhancement |
| Renovation | 522,000 | | | | | 522,000 | Electrical Improvements |
| Renovation | 282,000 | | | | | 282,000 | HVAC Improvements |
| Renovation | 2,441,000 | | | | | 2,441,000 | Building Envelope Improvements (Roof, Window, Ext Wall, etc.) |
| SMART Sub-Total | 4,453,000 | | | | | 4,453,000 | |

Completed

| Type | Program Year 1 2015 | Program Year 2 2016 | Program Year 3 2017 | Program Year 4 2018 | Program Year 5 2019 | Total | Scope |
|---------------------------|---------------------------|---------------------------|---------------------------|---------------------------|---------------------------|----------------|--|
| SMART | | | 199,000 | | | 199,000 | Additional computers to close computer gap |
| SMART | | | 63,000 | | | 63,000 | CAT 6 Data port Upgrade |
| SMART | 300,000 | | | | | 300,000 | Music Equipment Replacement |
| SMART | | | 188,000 | | | 188,000 | Wireless Network Upgrade |
| Complete Sub-Total | 300,000 | | 450,000 | | | 750,000 | |

| | | | | | | | |
|---------------------|-----------|---|---------|---|---|-----------|--|
| School Total | 4,753,000 | 0 | 450,000 | 0 | 0 | 5,203,000 | |
|---------------------|-----------|---|---------|---|---|-----------|--|

Dillard Elementary School

Adopted District Educational Facilities Plan

| Project | Program Year 1 2015 | Program Year 2 2016 | Program Year 3 2017 | Program Year 4 2018 | Program Year 5 2019 | Total | Scope |
|---|---------------------------|---------------------------|---------------------------|---------------------------|---------------------------|-------|-------|
| There are no DEFP projects for this location. | | | | | | | |

SMART Program

| Project | Program Year 1 2015 | Program Year 2 2016 | Program Year 3 2017 | Program Year 4 2018 | Program Year 5 2019 | Total | Scope |
|------------------------|---------------------------|---------------------------|---------------------------|---------------------------|---------------------------|-----------|--|
| Music & Art Equipment | 50,000 | | | | | 50,000 | Music Equipment Replacement |
| Renovation | | | | 100,000 | | 100,000 | School Choice Enhancement |
| Renovation | | | 154,000 | 672,000 | | 826,000 | HVAC Improvements |
| Renovation | | | | 851,000 | | 851,000 | Building Envelope Improvements (Roof, Window, Ext Wall, etc.) |
| SMART Sub-Total | 50,000 | | 154,000 | 1,623,000 | | 1,827,000 | |

Completed

| Type | Program Year 1 2015 | Program Year 2 2016 | Program Year 3 2017 | Program Year 4 2018 | Program Year 5 2019 | Total | Scope |
|---------------------------|---------------------------|---------------------------|---------------------------|---------------------------|---------------------------|--------|---|
| SMART | | | 29,000 | | | 29,000 | Additional computers to close computer gap |
| SMART | | | 14,000 | | | 14,000 | CAT 6 Data port Upgrade |
| SMART | | | 30,000 | | | 30,000 | Wireless Network Upgrade |
| Complete Sub-Total | | | 73,000 | | | 73,000 | |

| | | | | | | | |
|---------------------|--------|---|---------|-----------|---|-----------|--|
| School Total | 50,000 | 0 | 227,000 | 1,623,000 | 0 | 1,900,000 | |
|---------------------|--------|---|---------|-----------|---|-----------|--|

Discovery Elementary School

Adopted District Educational Facilities Plan

| Project | Program Year 1 2015 | Program Year 2 2016 | Program Year 3 2017 | Program Year 4 2018 | Program Year 5 2019 | Total | Scope |
|---|---------------------------|---------------------------|---------------------------|---------------------------|---------------------------|-------|-------|
| There are no DEFP projects for this location. | | | | | | | |

SMART Program

| Project | Program Year 1 2015 | Program Year 2 2016 | Program Year 3 2017 | Program Year 4 2018 | Program Year 5 2019 | Total | Scope |
|-----------------------|---------------------------|---------------------------|---------------------------|---------------------------|---------------------------|---------|-----------------------------|
| Music & Art Equipment | | | 50,000 | | | 50,000 | Music Equipment Replacement |
| Renovation | 100,000 | | | | | 100,000 | School Choice Enhancement |
| Renovation | | | | | 150,000 | 150,000 | HVAC Improvements |
| SMART Sub-Total | 100,000 | | 50,000 | | 150,000 | 300,000 | |

Completed

| Type | Program Year 1 2015 | Program Year 2 2016 | Program Year 3 2017 | Program Year 4 2018 | Program Year 5 2019 | Total | Scope |
|--------------------|---------------------------|---------------------------|---------------------------|---------------------------|---------------------------|---------|--|
| SMART | | 281,000 | | | | 281,000 | Additional computers to close computer gap |
| SMART | | 14,000 | | | | 14,000 | CAT 6 Data port Upgrade |
| SMART | | 4,000 | | | | 4,000 | Technology Infrastructure (Servers, Racks, etc.) Upgrade |
| SMART | | 14,000 | | | | 14,000 | Wireless Network Upgrade |
| Complete Sub-Total | | 313,000 | | | | 313,000 | |

| | | | | | | | |
|---------------------|---------|---------|--------|---|---------|---------|--|
| School Total | 100,000 | 313,000 | 50,000 | 0 | 150,000 | 613,000 | |
|---------------------|---------|---------|--------|---|---------|---------|--|

Dolphin Bay Elementary School

Adopted District Educational Facilities Plan

| Project | Program Year 1 2015 | Program Year 2 2016 | Program Year 3 2017 | Program Year 4 2018 | Program Year 5 2019 | Total | Scope |
|---|---------------------------|---------------------------|---------------------------|---------------------------|---------------------------|-------|-------|
| There are no DEFP projects for this location. | | | | | | | |

SMART Program

| Project | Program Year 1 2015 | Program Year 2 2016 | Program Year 3 2017 | Program Year 4 2018 | Program Year 5 2019 | Total | Scope |
|------------------------|---------------------------|---------------------------|---------------------------|---------------------------|---------------------------|---------|--|
| Music & Art Equipment | | | 50,000 | | | 50,000 | Music Equipment Replacement |
| Renovation | | | 74,000 | | | 74,000 | Wireless Network Upgrade |
| Renovation | 100,000 | | | | | 100,000 | School Choice Enhancement |
| Renovation | | | 10,000 | | | 10,000 | CAT 6 Data port Upgrade |
| Technology | | | 2,000 | | | 2,000 | Technology Infrastructure (Servers, Racks, etc.) Upgrade |
| Technology | | | 71,000 | | | 71,000 | Additional computers to close computer gap |
| SMART Sub-Total | 100,000 | | 207,000 | | | 307,000 | |

Completed

| Project | Program Year 1 2015 | Program Year 2 2016 | Program Year 3 2017 | Program Year 4 2018 | Program Year 5 2019 | Total | Scope |
|---|---------------------------|---------------------------|---------------------------|---------------------------|---------------------------|-------|-------|
| There are no Completed projects for this location | | | | | | | |

| | | | | | | | |
|---------------------|---------|---|---------|---|---|---------|--|
| School Total | 100,000 | 0 | 207,000 | 0 | 0 | 307,000 | |
|---------------------|---------|---|---------|---|---|---------|--|

Drew, Charles Elementary School

Adopted District Educational Facilities Plan

| Project | Program Year 1 2015 | Program Year 2 2016 | Program Year 3 2017 | Program Year 4 2018 | Program Year 5 2019 | Total | Scope |
|---|---------------------------|---------------------------|---------------------------|---------------------------|---------------------------|-------|-------|
| There are no DEFP projects for this location. | | | | | | | |

SMART Program

| Project | Program Year 1 2015 | Program Year 2 2016 | Program Year 3 2017 | Program Year 4 2018 | Program Year 5 2019 | Total | Scope |
|------------------------|---------------------------|---------------------------|---------------------------|---------------------------|---------------------------|-----------|--|
| Safety & Security | | 694,000 | | | | 694,000 | Fire Sprinklers |
| Safety & Security | | | 293,000 | | | 293,000 | Fire Alarm |
| Music & Art Equipment | 50,000 | | | | | 50,000 | Music Equipment Replacement |
| Renovation | 100,000 | | | | | 100,000 | School Choice Enhancement |
| Renovation | | | 138,000 | | | 138,000 | Building Envelope Improvements (Roof, Window, Ext Wall, etc.) |
| Renovation | | | 1,892,000 | | | 1,892,000 | HVAC Improvements |
| SMART Sub-Total | 150,000 | 694,000 | 2,323,000 | | | 3,167,000 | |

Completed

| Type | Program Year 1 2015 | Program Year 2 2016 | Program Year 3 2017 | Program Year 4 2018 | Program Year 5 2019 | Total | Scope |
|---------------------------|---------------------------|---------------------------|---------------------------|---------------------------|---------------------------|---------|---|
| SMART | | 121,000 | | | | 121,000 | Additional computers to close computer gap |
| SMART | | 22,000 | | | | 22,000 | Wireless Network Upgrade |
| Complete Sub-Total | | 143,000 | | | | 143,000 | |

| | | | | | | | |
|---------------------|---------|---------|-----------|---|---|-----------|--|
| School Total | 150,000 | 837,000 | 2,323,000 | 0 | 0 | 3,310,000 | |
|---------------------|---------|---------|-----------|---|---|-----------|--|

Drew, Charles Family Resource Center

Adopted District Educational Facilities Plan

| Project | Program Year 1 2015 | Program Year 2 2016 | Program Year 3 2017 | Program Year 4 2018 | Program Year 5 2019 | Total | Scope |
|---|---------------------------|---------------------------|---------------------------|---------------------------|---------------------------|-------|-------|
| There are no DEFP projects for this location. | | | | | | | |

SMART Program

| Project | Program Year 1 2015 | Program Year 2 2016 | Program Year 3 2017 | Program Year 4 2018 | Program Year 5 2019 | Total | Scope |
|------------------------|---------------------------|---------------------------|---------------------------|---------------------------|---------------------------|------------------|--|
| Safety & Security | | | 90,000 | | | 90,000 | Single Point of Entry |
| Music & Art Equipment | | | 50,000 | | | 50,000 | Music Equipment Replacement |
| Renovation | | | 100,000 | | | 100,000 | School Choice Enhancement |
| Renovation | | | 557,000 | | | 557,000 | Replacement of building 6 |
| Renovation | | | 575,000 | | | 575,000 | Replacement of building 5 |
| Renovation | | | 557,000 | | | 557,000 | Replacement of building 3 |
| Renovation | | | 191,000 | | | 191,000 | Media Center improvements |
| Renovation | | | 225,000 | | | 225,000 | HVAC Improvements |
| Renovation | | | 1,173,000 | | | 1,173,000 | Building Envelope Improvements (Roof, Window, Ext Wall, etc.) |
| SMART Sub-Total | | | 3,518,000 | | | 3,518,000 | |

Completed

| Type | Program Year 1 2015 | Program Year 2 2016 | Program Year 3 2017 | Program Year 4 2018 | Program Year 5 2019 | Total | Scope |
|---------------------------|---------------------------|---------------------------|---------------------------|---------------------------|---------------------------|---------------|---|
| SMART | | | 11,000 | | | 11,000 | CAT 6 Data port Upgrade |
| SMART | | | 31,000 | | | 31,000 | Technology Infrastructure (Servers, Racks, etc.) Upgrade |
| SMART | | | 26,000 | | | 26,000 | Wireless Network Upgrade |
| Complete Sub-Total | | | 68,000 | | | 68,000 | |

| | | | | | | | |
|---------------------|---|---|-----------|---|---|-----------|--|
| School Total | 0 | 0 | 3,586,000 | 0 | 0 | 3,586,000 | |
|---------------------|---|---|-----------|---|---|-----------|--|

Driftwood Elementary School

Adopted District Educational Facilities Plan

| Project | Program Year 1 2015 | Program Year 2 2016 | Program Year 3 2017 | Program Year 4 2018 | Program Year 5 2019 | Total | Scope |
|---|---------------------------|---------------------------|---------------------------|---------------------------|---------------------------|-------|-------|
| There are no DEFP projects for this location. | | | | | | | |

SMART Program

| Project | Program Year 1 2015 | Program Year 2 2016 | Program Year 3 2017 | Program Year 4 2018 | Program Year 5 2019 | Total | Scope |
|---|---------------------------|---------------------------|---------------------------|---------------------------|---------------------------|---------------------|--|
| Safety & Security* | | | -60,000- | | | -60,000- | Single Point of Entry |
| Safety & Security | 7,000 | | | | | 7,000 | Fire Sprinklers |
| Music & Art Equipment | | 50,000 | | | | 50,000 | Music Equipment Replacement |
| Renovation | | | | | 100,000 | 100,000 | School Choice Enhancement |
| Renovation | | | | | 300,000 | 300,000 | HVAC Improvements |
| Renovation | | | | | 1,428,000 | 1,428,000 | Building Envelope Improvements (Roof, Window, Ext Wall, etc.) |
| SMART Sub-Total | 7,000 | 50,000 | | | 1,828,000 | 1,885,000 | |
| *Determined that Single Point of Entry standards were previously met and SMART funding was not used to complete this project. | | | | | | | |

Completed

| Type | Program Year 1 2015 | Program Year 2 2016 | Program Year 3 2017 | Program Year 4 2018 | Program Year 5 2019 | Total | Scope |
|---------------------|---------------------------|---------------------------|---------------------------|---------------------------|---------------------------|-----------|---|
| Other Capital Funds | | | 60,000 | | | 60,000 | Single Point of Entry |
| SMART | | 121,000 | | | | 121,000 | Additional computers to close computer gap |
| SMART | | 4,000 | | | | 4,000 | CAT 6 Data port Upgrade |
| SMART | | 70,000 | | | | 70,000 | Wireless Network Upgrade |
| Complete Sub-Total | | 195,000 | 60,000 | | | 255,000 | |
| School Total | 7,000 | 245,000 | 60,000 | 0 | 1,828,000 | 2,140,000 | |

Driftwood Middle School

Adopted District Educational Facilities Plan

| Project | Program Year 1 2015 | Program Year 2 2016 | Program Year 3 2017 | Program Year 4 2018 | Program Year 5 2019 | Total | Scope |
|---|---------------------------|---------------------------|---------------------------|---------------------------|---------------------------|-------|-------|
| There are no DEFP projects for this location. | | | | | | | |

SMART Program

| Project | Program Year 1 2015 | Program Year 2 2016 | Program Year 3 2017 | Program Year 4 2018 | Program Year 5 2019 | Total | Scope |
|------------------------|---------------------------|---------------------------|---------------------------|---------------------------|---------------------------|-----------|---|
| Safety & Security | | 49,000 | | | | 49,000 | Safety / Security Upgrade |
| Safety & Security | 18,000 | | | | | 18,000 | Fire Sprinklers |
| Music & Art | | 284,000 | | | | 284,000 | Conversion of Existing Space to Music and/or Art Lab(s) |
| Music & Art | | 85,000 | | | | 85,000 | Art Room Renovation and Equipment |
| Renovation | | 100,000 | | | | 100,000 | School Choice Enhancement |
| Renovation | | 293,000 | | | | 293,000 | Media Center improvements |
| Renovation | | 1,808,000 | | | | 1,808,000 | HVAC Improvements |
| Renovation | | 675,000 | | | | 675,000 | Electrical Improvements |
| Renovation | | 2,332,000 | | | | 2,332,000 | Building Envelope Improvements (Roof, Window, Ext Wall, etc.) |
| SMART Sub-Total | 18,000 | 5,626,000 | | | | 5,644,000 | |

Completed

| Type | Program Year 1 2015 | Program Year 2 2016 | Program Year 3 2017 | Program Year 4 2018 | Program Year 5 2019 | Total | Scope |
|---------------------------|---------------------------|---------------------------|---------------------------|---------------------------|---------------------------|---------|--|
| SMART | | | 216,000 | | | 216,000 | Additional computers to close computer gap |
| SMART | | | 17,000 | | | 17,000 | CAT 6 Data port Upgrade |
| SMART | 100,000 | | | | | 100,000 | Music Equipment Replacement |
| SMART | | | 8,000 | | | 8,000 | Technology Infrastructure (Servers, Racks, etc.) Upgrade |
| SMART | | | 144,000 | | | 144,000 | Wireless Network Upgrade |
| Complete Sub-Total | 100,000 | | 385,000 | | | 485,000 | |

| | | | | | | | |
|---------------------|---------|-----------|---------|---|---|-----------|--|
| School Total | 118,000 | 5,626,000 | 385,000 | 0 | 0 | 6,129,000 | |
|---------------------|---------|-----------|---------|---|---|-----------|--|

Eagle Point Elementary School

Adopted District Educational Facilities Plan

| Project | Program Year 1 2015 | Program Year 2 2016 | Program Year 3 2017 | Program Year 4 2018 | Program Year 5 2019 | Total | Scope |
|---|---------------------------|---------------------------|---------------------------|---------------------------|---------------------------|-------|-------|
| There are no DEFP projects for this location. | | | | | | | |

SMART Program

| Project | Program Year 1 2015 | Program Year 2 2016 | Program Year 3 2017 | Program Year 4 2018 | Program Year 5 2019 | Total | Scope |
|------------------------|---------------------------|---------------------------|---------------------------|---------------------------|---------------------------|------------------|---|
| Safety & Security | 50,000 | | | | | 50,000 | Fire Alarm |
| Music & Art | 65,000 | | | | | 65,000 | Art Room Renovation and Equipment |
| Music & Art | 136,000 | | | | | 136,000 | Music Room Renovation |
| Music & Art Equipment | 50,000 | | | | | 50,000 | Music Equipment Replacement |
| Music & Art | 339,000 | | | | | 339,000 | Conversion of Existing Space to Music and/or Art Lab(s) |
| Renovation | 100,000 | | | | | 100,000 | School Choice Enhancement |
| Renovation | 2,847,000 | | | | | 2,847,000 | HVAC Improvements |
| Renovation | 1,383,000 | | | | | 1,383,000 | Building Envelope Improvements (Roof, Window, Ext Wall, etc.) |
| SMART Sub-Total | 4,970,000 | | | | | 4,970,000 | |

Completed

| Type | Program Year 1 2015 | Program Year 2 2016 | Program Year 3 2017 | Program Year 4 2018 | Program Year 5 2019 | Total | Scope |
|---------------------------|---------------------------|---------------------------|---------------------------|---------------------------|---------------------------|----------------|--|
| SMART | 218,000 | | | | | 218,000 | Additional computers to close computer gap |
| SMART | 17,000 | | | | | 17,000 | CAT 6 Data port Upgrade |
| SMART | 168,000 | | | | | 168,000 | Technology Infrastructure (Servers, Racks, etc.) Upgrade |
| SMART | 115,000 | | | | | 115,000 | Wireless Network Upgrade |
| Complete Sub-Total | 518,000 | | | | | 518,000 | |

| | | | | | | | |
|---------------------|-----------|---|---|---|---|-----------|--|
| School Total | 5,488,000 | 0 | 0 | 0 | 0 | 5,488,000 | |
|---------------------|-----------|---|---|---|---|-----------|--|

Eagle Ridge Elementary School

Adopted District Educational Facilities Plan

| Project | Program Year 1 2015 | Program Year 2 2016 | Program Year 3 2017 | Program Year 4 2018 | Program Year 5 2019 | Total | Scope |
|---|---------------------------|---------------------------|---------------------------|---------------------------|---------------------------|-------|-------|
| There are no DEFP projects for this location. | | | | | | | |

SMART Program

| Project | Program Year 1 2015 | Program Year 2 2016 | Program Year 3 2017 | Program Year 4 2018 | Program Year 5 2019 | Total | Scope |
|-----------------------|---------------------------|---------------------------|---------------------------|---------------------------|---------------------------|-----------|-----------------------------|
| Safety & Security | | 294,000 | | | | 294,000 | Fire Alarm |
| Music & Art Equipment | | | 50,000 | | | 50,000 | Music Equipment Replacement |
| Renovation | 100,000 | | | | | 100,000 | School Choice Enhancement |
| Renovation | | 1,965,000 | | | | 1,965,000 | HVAC Improvements |
| SMART Sub-Total | 100,000 | 2,259,000 | 50,000 | | | 2,409,000 | |

Completed

| Type | Program Year 1 2015 | Program Year 2 2016 | Program Year 3 2017 | Program Year 4 2018 | Program Year 5 2019 | Total | Scope |
|--------------------|---------------------------|---------------------------|---------------------------|---------------------------|---------------------------|---------|--|
| SMART | | 150,000 | | | | 150,000 | Additional computers to close computer gap |
| SMART | | 30,000 | | | | 30,000 | CAT 6 Data port Upgrade |
| SMART | | 37,000 | | | | 37,000 | Technology Infrastructure (Servers, Racks, etc.) Upgrade |
| SMART | | 45,000 | | | | 45,000 | Wireless Network Upgrade |
| Complete Sub-Total | | 262,000 | | | | 262,000 | |

| | | | | | | | |
|---------------------|---------|-----------|--------|---|---|-----------|--|
| School Total | 100,000 | 2,521,000 | 50,000 | 0 | 0 | 2,671,000 | |
|---------------------|---------|-----------|--------|---|---|-----------|--|

Ely, Blanche High School

Adopted District Educational Facilities Plan

| Project | Program Year 1 2015 | Program Year 2 2016 | Program Year 3 2017 | Program Year 4 2018 | Program Year 5 2019 | Total | Scope |
|-----------------------------|---------------------|---------------------|---------------------|---------------------|---------------------|------------------|--|
| Demolition | 616,334 | | | | | 616,334 | Demolition of Buildings #3, #5, #6, #7, #8, #9, #12. Re-roof building #4. Canopy repair/replacement in selected areas. Building #20 originally scoped for demolition has now been converted for use by the school. |
| ADA | 1,152,260 | | | | | 1,152,260 | Gymnasium Accessibility |
| ADA | 239,290 | | | | | 239,290 | ADA Stage Lift |
| Replace Existing Scoreboard | 115,000 | | | | | 115,000 | Remove existing scoreboard from building and install new scoreboard at southwest corner of football field (outside of fence). |
| Various Categories | 700,000 | | | | | 700,000 | Outdoor Dining Renovation |
| DEFP Sub-Total | 2,822,884 | 0 | 0 | 0 | 0 | 2,822,884 | |

SMART Program

| Project | Program Year 1 2015 | Program Year 2 2016 | Program Year 3 2017 | Program Year 4 2018 | Program Year 5 2019 | Total | Scope |
|------------------------|---------------------|---------------------|---------------------|---------------------|---------------------|-------------------|--|
| Safety & Security | 152,000 | | | | | 152,000 | Fire Sprinklers |
| Safety & Security | 540,000 | | | | | 540,000 | Single Point of Entry |
| Athletics | 121,000 | | | | | 121,000 | Weight Room Renovation |
| Renovation | 6,202,000 | | | | | 6,202,000 | HVAC Improvements |
| Renovation | 1,089,000 | | | | | 1,089,000 | Building Envelope Improvements (Roof, Window, Ext Wall, etc.) includes building #4 |
| Renovation | 1,140,000 | | | | | 1,140,000 | STEM Lab improvements |
| Renovation | 100,000 | | | | | 100,000 | School Choice Enhancement |
| Renovation | 668,000 | | | | | 668,000 | Media Center improvements |
| Renovation | 2,791,886 | | | | | 2,791,886 | IAQ & Fascia Replacement |
| SMART Sub-Total | 12,803,886 | | | | | 12,803,886 | |

Completed

| Type | Program Year 1 2015 | Program Year 2 2016 | Program Year 3 2017 | Program Year 4 2018 | Program Year 5 2019 | Total | Scope |
|-------|---------------------|---------------------|---------------------|---------------------|---------------------|---------|--|
| SMART | | 435,000 | | | | 435,000 | Additional computers to close computer gap |
| SMART | | 53,000 | | | | 53,000 | CAT 6 Data port Upgrade |
| SMART | 300,000 | | | | | 300,000 | Music Equipment Replacement |

Ely, Blanche High School

| | | | | | |
|--------------------|---------|---------|--|---------|--|
| SMART | | 11,000 | | 11,000 | Technology Infrastructure (Servers, Racks, etc.) Upgrade |
| SMART | | 88,000 | | 88,000 | Wireless Network Upgrade |
| Complete Sub-Total | 300,000 | 587,000 | | 887,000 | |

| | | | | | | |
|---------------------|------------|---------|---|---|---|------------|
| School Total | 15,926,770 | 587,000 | 0 | 0 | 0 | 16,513,770 |
|---------------------|------------|---------|---|---|---|------------|

Embassy Creek Elementary School

Adopted District Educational Facilities Plan

| Project | Program Year 1 2015 | Program Year 2 2016 | Program Year 3 2017 | Program Year 4 2018 | Program Year 5 2019 | Total | Scope |
|---|---------------------------|---------------------------|---------------------------|---------------------------|---------------------------|-------|-------|
| There are no DEFP projects for this location. | | | | | | | |

SMART Program

| Project | Program Year 1 2015 | Program Year 2 2016 | Program Year 3 2017 | Program Year 4 2018 | Program Year 5 2019 | Total | Scope |
|------------------------|---------------------------|---------------------------|---------------------------|---------------------------|---------------------------|------------------|---|
| Safety & Security | | | 294,000 | | | 294,000 | Fire Alarm |
| Music & Art | | | 136,000 | | | 136,000 | Music Room Renovation |
| Music & Art Equipment | | | 50,000 | | | 50,000 | Music Equipment Replacement |
| Music & Art | | | 339,000 | | | 339,000 | Conversion of Existing Space to Music and/or Art Lab(s) |
| Music & Art | | | 65,000 | | | 65,000 | Art Room Renovation and Equipment |
| Renovation | | | 1,920,000 | | | 1,920,000 | HVAC Improvements |
| Renovation | | | 100,000 | | | 100,000 | School Choice Enhancement |
| Renovation | | | 770,000 | | | 770,000 | Building Envelope Improvements (Roof, Window, Ext Wall, etc.) |
| SMART Sub-Total | | | 3,674,000 | | | 3,674,000 | |

Completed

| Type | Program Year 1 2015 | Program Year 2 2016 | Program Year 3 2017 | Program Year 4 2018 | Program Year 5 2019 | Total | Scope |
|---------------------------|---------------------------|---------------------------|---------------------------|---------------------------|---------------------------|----------------|--|
| SMART | 292,000 | | | | | 292,000 | Additional computers to close computer gap |
| SMART | 11,000 | | | | | 11,000 | CAT 6 Data port Upgrade |
| SMART | 106,000 | | | | | 106,000 | Technology Infrastructure (Servers, Racks, etc.) Upgrade |
| SMART | 70,000 | | | | | 70,000 | Wireless Network Upgrade |
| Complete Sub-Total | 479,000 | | | | | 479,000 | |

| | | | | | | | |
|---------------------|---------|---|-----------|---|---|-----------|--|
| School Total | 479,000 | 0 | 3,674,000 | 0 | 0 | 4,153,000 | |
|---------------------|---------|---|-----------|---|---|-----------|--|

Endeavour Primary Learning Center

Adopted District Educational Facilities Plan

| Project | Program Year 1 2015 | Program Year 2 2016 | Program Year 3 2017 | Program Year 4 2018 | Program Year 5 2019 | Total | Scope |
|---|---------------------------|---------------------------|---------------------------|---------------------------|---------------------------|-------|-------|
| There are no DEFP projects for this location. | | | | | | | |

SMART Program

| Project | Program Year 1 2015 | Program Year 2 2016 | Program Year 3 2017 | Program Year 4 2018 | Program Year 5 2019 | Total | Scope |
|------------------------|---------------------------|---------------------------|---------------------------|---------------------------|---------------------------|------------------|--|
| Safety & Security | | | 195,000 | | | 195,000 | Single Point of Entry |
| Music & Art Equipment | | | 50,000 | | | 50,000 | Music Equipment Replacement |
| Renovation | | | | | 358,000 | 358,000 | HVAC Improvements |
| Renovation | | | | | 599,000 | 599,000 | Building Envelope Improvements (Roof, Window, Ext Wall, etc.) |
| Renovation | | | | | 100,000 | 100,000 | School Choice Enhancement |
| SMART Sub-Total | | | 245,000 | | 1,057,000 | 1,302,000 | |

Completed

| Type | Program Year 1 2015 | Program Year 2 2016 | Program Year 3 2017 | Program Year 4 2018 | Program Year 5 2019 | Total | Scope |
|---------------------------|---------------------------|---------------------------|---------------------------|---------------------------|---------------------------|----------------|---|
| SMART | | | 81,000 | | | 81,000 | Additional computers to close computer gap |
| SMART | | | 21,000 | | | 21,000 | Wireless Network Upgrade |
| Complete Sub-Total | | | 102,000 | | | 102,000 | |

| | | | | | | | |
|---------------------|---|---|---------|---|-----------|-----------|--|
| School Total | 0 | 0 | 347,000 | 0 | 1,057,000 | 1,404,000 | |
|---------------------|---|---|---------|---|-----------|-----------|--|

Everglades Elementary School

Adopted District Educational Facilities Plan

| Project | Program Year 1 2015 | Program Year 2 2016 | Program Year 3 2017 | Program Year 4 2018 | Program Year 5 2019 | Total | Scope |
|--|---------------------------|---------------------------|---------------------------|---------------------------|---------------------------|-------|-------|
| There are no DEFP projects for this location. | | | | | | | |

SMART Program

| Project | Program Year 1 2015 | Program Year 2 2016 | Program Year 3 2017 | Program Year 4 2018 | Program Year 5 2019 | Total | Scope |
|------------------------|---------------------------|---------------------------|---------------------------|---------------------------|---------------------------|-----------|---|
| Renovation | | 1,033,000 | | | | 1,033,000 | Building Envelope Improvements (Roof, Window, Ext Wall, etc.) |
| Renovation | 100,000 | | | | | 100,000 | School Choice Enhancement |
| Renovation | | | 179,000 | | | 179,000 | HVAC Improvements |
| SMART Sub-Total | 100,000 | 1,033,000 | 179,000 | | | 1,312,000 | |

Completed

| Type | Program Year 1 2015 | Program Year 2 2016 | Program Year 3 2017 | Program Year 4 2018 | Program Year 5 2019 | Total | Scope |
|---------------------------|---------------------------|---------------------------|---------------------------|---------------------------|---------------------------|---------|--|
| SMART | | 245,000 | | | | 245,000 | Additional computers to close computer gap |
| SMART | | 8,000 | | | | 8,000 | CAT 6 Data port Upgrade |
| SMART | | | 50,000 | | | 50,000 | Music Equipment Replacement |
| SMART | | 149,000 | | | | 149,000 | Technology Infrastructure (Servers, Racks, etc.) Upgrade |
| SMART | | 45,000 | | | | 45,000 | Wireless Network Upgrade |
| Complete Sub-Total | | 447,000 | 50,000 | | | 497,000 | |

| | | | | | | | |
|---------------------|---------|-----------|---------|---|---|-----------|--|
| School Total | 100,000 | 1,480,000 | 229,000 | 0 | 0 | 1,809,000 | |
|---------------------|---------|-----------|---------|---|---|-----------|--|

Everglades High School

Adopted District Educational Facilities Plan

| Project | Program Year 1 2015 | Program Year 2 2016 | Program Year 3 2017 | Program Year 4 2018 | Program Year 5 2019 | Total | Scope |
|---|---------------------------|---------------------------|---------------------------|---------------------------|---------------------------|-------|-------|
| There are no DEFP projects for this location. | | | | | | | |

SMART Program

| Project | Program Year 1 2015 | Program Year 2 2016 | Program Year 3 2017 | Program Year 4 2018 | Program Year 5 2019 | Total | Scope |
|---|---------------------------|---------------------------|---------------------------|---------------------------|---------------------------|--------------------|--|
| Safety & Security* | | | 540,000 | | | 540,000 | Single Point of Entry |
| Music & Art Equipment | | | 300,000 | | | 300,000 | Music Equipment Replacement |
| Athletics | | | 121,000 | | | 121,000 | Weight Room Renovation |
| Renovation | | | 2,794,000 | | | 2,794,000 | Building Envelope Improvements (Roof, Window, Ext Wall, etc.) |
| Renovation | 100,000 | | | | | 100,000 | School Choice Enhancement |
| Renovation | | | 875,000 | | | 875,000 | HVAC Improvements |
| SMART Sub-Total | 100,000 | | 4,090,000 | | | 4,190,000 | |
| *Determined that Single Point of Entry standards were previously met and SMART funding was not used to complete this project. | | | | | | | |

Completed

| Type | Program Year 1 2015 | Program Year 2 2016 | Program Year 3 2017 | Program Year 4 2018 | Program Year 5 2019 | Total | Scope |
|---------------------|---------------------------|---------------------------|---------------------------|---------------------------|---------------------------|-----------|---|
| Other Capital Funds | | | 540,000 | | | 540,000 | Single Point of Entry |
| SMART | | 567,000 | | | | 567,000 | Additional computers to close computer gap |
| SMART | | 64,000 | | | | 64,000 | CAT 6 Data port Upgrade |
| SMART | | 424,000 | | | | 424,000 | Technology Infrastructure (Servers, Racks, etc.) Upgrade |
| SMART | | 88,000 | | | | 88,000 | Wireless Network Upgrade |
| Complete Sub-Total | | 1,143,000 | 540,000 | | | 1,683,000 | |

| | | | | | | | |
|---------------------|---------|-----------|-----------|---|---|-----------|--|
| School Total | 100,000 | 1,143,000 | 4,630,000 | 0 | 0 | 5,873,000 | |
|---------------------|---------|-----------|-----------|---|---|-----------|--|

Fairway Elementary School

Adopted District Educational Facilities Plan

| Project | Program Year 1 2015 | Program Year 2 2016 | Program Year 3 2017 | Program Year 4 2018 | Program Year 5 2019 | Total | Scope |
|--|---------------------------|---------------------------|---------------------------|---------------------------|---------------------------|-------|-------|
| There are no DEFP projects for this location. | | | | | | | |

SMART Program

| Project | Program Year 1 2015 | Program Year 2 2016 | Program Year 3 2017 | Program Year 4 2018 | Program Year 5 2019 | Total | Scope |
|------------------------|---------------------------|---------------------------|---------------------------|---------------------------|---------------------------|------------------|--|
| Safety & Security | | 193,000 | | | | 193,000 | Safety / Security Upgrade |
| Safety & Security | | 294,000 | | | | 294,000 | Fire Alarm |
| Music & Art Equipment | | | 50,000 | | | 50,000 | Music Equipment Replacement |
| Renovation | | 1,408,000 | | | | 1,408,000 | Building Envelope Improvements (Roof, Window, Ext Wall, etc.) |
| Renovation | | 100,000 | | | | 100,000 | School Choice Enhancement |
| Renovation | | 172,000 | | | | 172,000 | Media Center improvements |
| Renovation | | 1,570,000 | | | | 1,570,000 | HVAC Improvements |
| Renovation | | 366,000 | | | | 366,000 | Electrical Improvements |
| SMART Sub-Total | | 4,103,000 | 50,000 | | | 4,153,000 | |

Completed

| Type | Program Year 1 2015 | Program Year 2 2016 | Program Year 3 2017 | Program Year 4 2018 | Program Year 5 2019 | Total | Scope |
|---------------------------|---------------------------|---------------------------|---------------------------|---------------------------|---------------------------|----------------|---|
| SMART | | 138,000 | | | | 138,000 | Additional computers to close computer gap |
| SMART | | 4,000 | | | | 4,000 | CAT 6 Data port Upgrade |
| SMART | | 89,000 | | | | 89,000 | Wireless Network Upgrade |
| Complete Sub-Total | | 231,000 | | | | 231,000 | |

| | | | | | | | |
|---------------------|---|-----------|--------|---|---|-----------|--|
| School Total | 0 | 4,334,000 | 50,000 | 0 | 0 | 4,384,000 | |
|---------------------|---|-----------|--------|---|---|-----------|--|

Falcon Cove Middle School

Adopted District Educational Facilities Plan

| Project | Program Year 1 2015 | Program Year 2 2016 | Program Year 3 2017 | Program Year 4 2018 | Program Year 5 2019 | Total | Scope |
|--|---------------------------|---------------------------|---------------------------|---------------------------|---------------------------|-------|-------|
| There are no DEFP projects for this location. | | | | | | | |

SMART Program

| Project | Program Year 1 2015 | Program Year 2 2016 | Program Year 3 2017 | Program Year 4 2018 | Program Year 5 2019 | Total | Scope |
|------------------------|---------------------------|---------------------------|---------------------------|---------------------------|---------------------------|-------------------|--|
| Music & Art Equipment | | | 100,000 | | | 100,000 | Music Equipment Replacement |
| Renovation | | | 28,000 | | | 28,000 | CAT 6 Data port Upgrade |
| Renovation | | | 880,000 | | | 880,000 | Building Envelope Improvements (Roof, Window, Ext Wall, etc.) |
| Renovation | | | 100,000 | | | 100,000 | School Choice Enhancement |
| Renovation | | | 315,000 | | | 315,000 | HVAC Improvements |
| Renovation | | | 9,546,000 | | | 9,546,000 | CR Addition to allow for removal of portable buildings |
| Technology | | | 111,000 | | | 111,000 | Technology Infrastructure (Servers, Racks, etc.) Upgrade |
| Technology | | | 439,000 | | | 439,000 | Additional computers to close computer gap |
| SMART Sub-Total | | | 11,519,000 | | | 11,519,000 | |

Completed

| Project | Program Year 1 2015 | Program Year 2 2016 | Program Year 3 2017 | Program Year 4 2018 | Program Year 5 2019 | Total | Scope |
|--|---------------------------|---------------------------|---------------------------|---------------------------|---------------------------|-------|-------|
| There are no Completed projects for this location | | | | | | | |

| | | | | | | |
|---------------------|---|---|------------|---|---|------------|
| School Total | 0 | 0 | 11,519,000 | 0 | 0 | 11,519,000 |
|---------------------|---|---|------------|---|---|------------|

Flamingo Elementary School

Adopted District Educational Facilities Plan

| Project | Program Year 1 2015 | Program Year 2 2016 | Program Year 3 2017 | Program Year 4 2018 | Program Year 5 2019 | Total | Scope |
|---------------------------------------|---------------------|---------------------|---------------------|---------------------|---------------------|------------------|--|
| Re-Roof Building #1 (Area A) | 2,086,630 | | | | | 2,086,630 | Re-roofing of existing building #1 (Section A), that is approximately 50,000 square feet. Include all demolition of roofing materials as required, remove existing roofing and correction of any deficiencies required to repair substrates. Furnish and install SBS modified roofing system with compatible components. |
| Re-Roof Building #1 (Areas B,C,D,E,F) | 730,000 | | | | | 730,000 | Re-roof of existing building #1 (Areas B,C,D,E and F), that is approximately 35,000 square feet. Include all demolition of roofing materials as required, remove existing roofing and correction of any deficiencies required to repair substrates. Furnish and install SBS modified roofing system with compatible components |
| DEFP Sub-Total | 2,816,630 | 0 | 0 | 0 | 0 | 2,816,630 | |

SMART Program

| Project | Program Year 1 2015 | Program Year 2 2016 | Program Year 3 2017 | Program Year 4 2018 | Program Year 5 2019 | Total | Scope |
|------------------------|---------------------|---------------------|---------------------|---------------------|---------------------|------------------|---|
| Music & Art Equipment | | | 50,000 | | | 50,000 | Music Equipment Replacement |
| Renovation | | | 100,000 | | | 100,000 | School Choice Enhancement |
| Renovation | | | 285,000 | | | 285,000 | Media Center improvements |
| Renovation | | | 1,443,000 | | | 1,443,000 | HVAC Improvements |
| Renovation | | | 227,000 | | | 227,000 | Building Envelope Improvements (Roof, Window, Ext Wall, etc.) |
| SMART Sub-Total | | | 2,105,000 | | | 2,105,000 | |

Completed

| Type | Program Year 1 2015 | Program Year 2 2016 | Program Year 3 2017 | Program Year 4 2018 | Program Year 5 2019 | Total | Scope |
|---------------------------|---------------------|---------------------|---------------------|---------------------|---------------------|----------------|--|
| SMART | | 158,000 | | | | 158,000 | Additional computers to close computer gap |
| SMART | | 16,000 | | | | 16,000 | CAT 6 Data port Upgrade |
| SMART | | 21,000 | | | | 21,000 | Technology Infrastructure (Servers, Racks, etc.) Upgrade |
| SMART | | 72,000 | | | | 72,000 | Wireless Network Upgrade |
| Complete Sub-Total | | 267,000 | | | | 267,000 | |

Flamingo Elementary School

| | | | | | | |
|--------------|-----------|---------|-----------|---|---|-----------|
| School Total | 2,816,630 | 267,000 | 2,105,000 | 0 | 0 | 5,188,630 |
|--------------|-----------|---------|-----------|---|---|-----------|

Flanagan, Charles W. High School

Adopted District Educational Facilities Plan

| Project | Program Year 1 2015 | Program Year 2 2016 | Program Year 3 2017 | Program Year 4 2018 | Program Year 5 2019 | Total | Scope |
|---|---------------------------|---------------------------|---------------------------|---------------------------|---------------------------|-------|-------|
| There are no DEFP projects for this location. | | | | | | | |

SMART Program

| Project | Program Year 1 2015 | Program Year 2 2016 | Program Year 3 2017 | Program Year 4 2018 | Program Year 5 2019 | Total | Scope |
|------------------------|---------------------------|---------------------------|---------------------------|---------------------------|---------------------------|------------------|---|
| Music & Art Equipment | | | 300,000 | | | 300,000 | Music Equipment Replacement |
| Athletics | | | 121,000 | | | 121,000 | Weight Room Renovation |
| Renovation | | | 6,124,000 | | | 6,124,000 | CR Addition to allow for removal of portable buildings |
| Renovation | | | 1,357,000 | | | 1,357,000 | Building Envelope Improvements (Roof, Window, Ext Wall, etc.) |
| Renovation | | | 100,000 | | | 100,000 | School Choice Enhancement |
| Renovation | | | 1,052,000 | | | 1,052,000 | HVAC Improvements |
| SMART Sub-Total | | | 9,054,000 | | | 9,054,000 | |

Completed

| Type | Program Year 1 2015 | Program Year 2 2016 | Program Year 3 2017 | Program Year 4 2018 | Program Year 5 2019 | Total | Scope |
|---------------------------|---------------------------|---------------------------|---------------------------|---------------------------|---------------------------|------------------|--|
| SMART | 327,000 | | | | | 327,000 | Additional computers to close computer gap |
| SMART | 49,000 | | | | | 49,000 | CAT 6 Data port Upgrade |
| SMART | 417,000 | | | | | 417,000 | Technology Infrastructure (Servers, Racks, etc.) Upgrade |
| SMART | 300,000 | | | | | 300,000 | Track Resurfacing |
| SMART | 89,000 | | | | | 89,000 | Wireless Network Upgrade |
| Complete Sub-Total | 1,182,000 | | | | | 1,182,000 | |

| | | | | | | | |
|---------------------|-----------|---|-----------|---|---|------------|--|
| School Total | 1,182,000 | 0 | 9,054,000 | 0 | 0 | 10,236,000 | |
|---------------------|-----------|---|-----------|---|---|------------|--|

Floranada Elementary School

Adopted District Educational Facilities Plan

| Project | Program Year 1 2015 | Program Year 2 2016 | Program Year 3 2017 | Program Year 4 2018 | Program Year 5 2019 | Total | Scope |
|---|---------------------------|---------------------------|---------------------------|---------------------------|---------------------------|-------|-------|
| There are no DEFP projects for this location. | | | | | | | |

SMART Program

| Project | Program Year 1 2015 | Program Year 2 2016 | Program Year 3 2017 | Program Year 4 2018 | Program Year 5 2019 | Total | Scope |
|-----------------------|---------------------------|---------------------------|---------------------------|---------------------------|---------------------------|---------|--|
| Music & Art Equipment | | | 50,000 | | | 50,000 | Music Equipment Replacement |
| Renovation | 100,000 | | | | | 100,000 | School Choice Enhancement |
| Renovation | | | 58,000 | | | 58,000 | HVAC Improvements |
| Renovation | | | | 718,000 | | 718,000 | Building Envelope Improvements (Roof, Window, Ext Wall, etc.) |
| SMART Sub-Total | 100,000 | | 108,000 | 718,000 | | 926,000 | |

Completed

| Type | Program Year 1 2015 | Program Year 2 2016 | Program Year 3 2017 | Program Year 4 2018 | Program Year 5 2019 | Total | Scope |
|--------------------|---------------------------|---------------------------|---------------------------|---------------------------|---------------------------|---------|---|
| SMART | | 228,000 | | | | 228,000 | Additional computers to close computer gap |
| SMART | | 15,000 | | | | 15,000 | CAT 6 Data port Upgrade |
| SMART | | 30,000 | | | | 30,000 | Technology Infrastructure (Servers, Racks, etc.) Upgrade |
| SMART | | 32,000 | | | | 32,000 | Wireless Network Upgrade |
| Complete Sub-Total | | 305,000 | | | | 305,000 | |

| | | | | | | | |
|---------------------|---------|---------|---------|---------|---|-----------|--|
| School Total | 100,000 | 305,000 | 108,000 | 718,000 | 0 | 1,231,000 | |
|---------------------|---------|---------|---------|---------|---|-----------|--|

Forest Glen Middle School

Adopted District Educational Facilities Plan

| Project | Program Year 1 2015 | Program Year 2 2016 | Program Year 3 2017 | Program Year 4 2018 | Program Year 5 2019 | Total | Scope |
|---|---------------------------|---------------------------|---------------------------|---------------------------|---------------------------|-------|-------|
| There are no DEFP projects for this location. | | | | | | | |

SMART Program

| Project | Program Year 1 2015 | Program Year 2 2016 | Program Year 3 2017 | Program Year 4 2018 | Program Year 5 2019 | Total | Scope |
|-------------------|---------------------------|---------------------------|---------------------------|---------------------------|---------------------------|-----------|--|
| Safety & Security | | | 233,000 | | | 233,000 | Single Point of Entry |
| Safety & Security | | | 16,000 | | | 16,000 | Fire Sprinklers |
| Renovation | | | 60,000 | | | 60,000 | Wireless Network Upgrade |
| Renovation | | | 100,000 | | | 100,000 | School Choice Enhancement |
| Renovation | | | 2,483,000 | | | 2,483,000 | HVAC Improvements |
| Renovation | | | 21,000 | | | 21,000 | CAT 6 Data port Upgrade |
| Renovation | | | 2,690,000 | | | 2,690,000 | Building Envelope Improvements (Roof, Window, Ext Wall, etc.) |
| Technology | | | 209,000 | | | 209,000 | Technology Infrastructure (Servers, Racks, etc.) Upgrade |
| Technology | | | 253,000 | | | 253,000 | Additional computers to close computer gap |
| SMART Sub-Total | | | 6,065,000 | | | 6,065,000 | |

Completed

| Type | Program Year 1 2015 | Program Year 2 2016 | Program Year 3 2017 | Program Year 4 2018 | Program Year 5 2019 | Total | Scope |
|--------------------|---------------------------|---------------------------|---------------------------|---------------------------|---------------------------|---------|-----------------------------|
| DEFP | 100,000 | | | | | 100,000 | Music Equipment Replacement |
| Complete Sub-Total | 100,000 | | | | | 100,000 | |

| | | | | | | | |
|---------------------|---------|---|-----------|---|---|-----------|--|
| School Total | 100,000 | 0 | 6,065,000 | 0 | 0 | 6,165,000 | |
|---------------------|---------|---|-----------|---|---|-----------|--|

Forest Hills Elementary School

Adopted District Educational Facilities Plan

| Project | Program Year 1 2015 | Program Year 2 2016 | Program Year 3 2017 | Program Year 4 2018 | Program Year 5 2019 | Total | Scope |
|--|---------------------------|---------------------------|---------------------------|---------------------------|---------------------------|-------|-------|
| There are no DEFP projects for this location. | | | | | | | |

SMART Program

| Project | Program Year 1 2015 | Program Year 2 2016 | Program Year 3 2017 | Program Year 4 2018 | Program Year 5 2019 | Total | Scope |
|------------------------|---------------------------|---------------------------|---------------------------|---------------------------|---------------------------|------------------|---|
| Safety & Security | 81,000 | | | | | 81,000 | Fire Sprinklers |
| Safety & Security | 293,000 | | | | | 293,000 | Fire Alarm |
| Music & Art Equipment | | 50,000 | | | | 50,000 | Music Equipment Replacement |
| Renovation | 184,000 | | | | | 184,000 | Media Center improvements |
| Renovation | 2,100,000 | | | | | 2,100,000 | Replace existing air handling units with new equipment. Provide soffit modification and the replacement of all existing air handling units, new DDC controls, new air inline fans, new chilled water control valves and required ductwork modifications fully coordinated with inter-related systems. |
| Renovation | | | 9,000 | | | 9,000 | CAT 6 Data port Upgrade |
| Renovation | 1,071,000 | | | | | 1,071,000 | Building Envelope Improvements (Roof, Window, Ext Wall, etc.) |
| Renovation | | | 76,000 | | | 76,000 | Wireless Network Upgrade |
| Renovation | 100,000 | | | | | 100,000 | School Choice Enhancement |
| Technology | | | 50,000 | | | 50,000 | Additional computers to close computer gap |
| SMART Sub-Total | 3,829,000 | 50,000 | 135,000 | | | 4,014,000 | |

Completed

| Project | Program Year 1 2015 | Program Year 2 2016 | Program Year 3 2017 | Program Year 4 2018 | Program Year 5 2019 | Total | Scope |
|--|---------------------------|---------------------------|---------------------------|---------------------------|---------------------------|-------|-------|
| There are no Completed projects for this location | | | | | | | |

| | | | | | | | |
|---------------------|-----------|--------|---------|---|---|-----------|--|
| School Total | 3,829,000 | 50,000 | 135,000 | 0 | 0 | 4,014,000 | |
|---------------------|-----------|--------|---------|---|---|-----------|--|

Fort Lauderdale High School

Adopted District Educational Facilities Plan

| Project | Program Year 1 2015 | Program Year 2 2016 | Program Year 3 2017 | Program Year 4 2018 | Program Year 5 2019 | Total | Scope |
|------------------------|---------------------------|---------------------------|---------------------------|---------------------------|---------------------------|-----------|---|
| Concurrent Replacement | 2,621,528 | | | | | 2,621,528 | Concurrent replacement of Bldgs 1,2,3 with new physical plant. Construction of site amenities including new parking areas, bus drive, parent pick up. |
| DEFP Sub-Total | 2,621,528 | 0 | 0 | 0 | 0 | 2,621,528 | |

SMART Program

| Project | Program Year 1 2015 | Program Year 2 2016 | Program Year 3 2017 | Program Year 4 2018 | Program Year 5 2019 | Total | Scope |
|------------------------|---------------------------|---------------------------|---------------------------|---------------------------|---------------------------|-----------|---|
| Music & Art Equipment | 300,000 | | | | | 300,000 | Music Equipment Replacement |
| Athletics | | | | 121,000 | | 121,000 | Weight Room Renovation |
| Renovation | | | 87,000 | | | 87,000 | Wireless Network Upgrade |
| Renovation | 100,000 | | | | | 100,000 | School Choice Enhancement |
| Renovation | | | 1,161,000 | | | 1,161,000 | HVAC Improvements |
| Renovation | | | 692,000 | | | 692,000 | Electrical Improvements |
| Renovation | | | 50,000 | | | 50,000 | CAT 6 Data port Upgrade |
| Renovation | | | 556,000 | | | 556,000 | Building Envelope Improvements (Roof, Window, Ext Wall, etc.) |
| Technology | | | 9,000 | | | 9,000 | Technology Infrastructure (Servers, Racks, etc.) Upgrade |
| SMART Sub-Total | 400,000 | | 2,555,000 | 121,000 | | 3,076,000 | |

Completed

| Project | Program Year 1 2015 | Program Year 2 2016 | Program Year 3 2017 | Program Year 4 2018 | Program Year 5 2019 | Total | Scope |
|--|---------------------------|---------------------------|---------------------------|---------------------------|---------------------------|-------|-------|
| There are no Completed projects for this location | | | | | | | |

| | | | | | | | |
|---------------------|-----------|---|-----------|---------|---|-----------|--|
| School Total | 3,021,528 | 0 | 2,555,000 | 121,000 | 0 | 5,697,528 | |
|---------------------|-----------|---|-----------|---------|---|-----------|--|

Fox Trail Elementary School

Adopted District Educational Facilities Plan

| Project | Program Year 1 2015 | Program Year 2 2016 | Program Year 3 2017 | Program Year 4 2018 | Program Year 5 2019 | Total | Scope |
|---|---------------------------|---------------------------|---------------------------|---------------------------|---------------------------|-------|-------|
| There are no DEFP projects for this location. | | | | | | | |

SMART Program

| Project | Program Year 1 2015 | Program Year 2 2016 | Program Year 3 2017 | Program Year 4 2018 | Program Year 5 2019 | Total | Scope |
|------------------------|---------------------------|---------------------------|---------------------------|---------------------------|---------------------------|---------|---|
| Music & Art | | | 136,000 | | | 136,000 | Music Room Renovation |
| Music & Art | | | 339,000 | | | 339,000 | Conversion of Existing Space to Music and/or Art Lab(s) |
| Music & Art | | | 65,000 | | | 65,000 | Art Room Renovation and Equipment |
| Renovation | 100,000 | | | | | 100,000 | School Choice Enhancement |
| Renovation | | | 76,000 | | | 76,000 | HVAC Improvements |
| Renovation | | | 154,000 | | | 154,000 | Building Envelope Improvements (Roof, Window, Ext Wall, etc.) |
| SMART Sub-Total | 100,000 | | 770,000 | | | 870,000 | |

Completed

| Type | Program Year 1 2015 | Program Year 2 2016 | Program Year 3 2017 | Program Year 4 2018 | Program Year 5 2019 | Total | Scope |
|---------------------------|---------------------------|---------------------------|---------------------------|---------------------------|---------------------------|---------|--|
| SMART | | 284,000 | | | | 284,000 | Additional computers to close computer gap |
| SMART | | 11,000 | | | | 11,000 | CAT 6 Data port Upgrade |
| SMART | | | 50,000 | | | 50,000 | Music Equipment Replacement |
| SMART | | 17,000 | | | | 17,000 | Technology Infrastructure (Servers, Racks, etc.) Upgrade |
| SMART | | 110,000 | | | | 110,000 | Wireless Network Upgrade |
| Complete Sub-Total | | 422,000 | 50,000 | | | 472,000 | |

| | | | | | | | |
|---------------------|---------|---------|---------|---|---|-----------|--|
| School Total | 100,000 | 422,000 | 820,000 | 0 | 0 | 1,342,000 | |
|---------------------|---------|---------|---------|---|---|-----------|--|

Gator Run Elementary School

Adopted District Educational Facilities Plan

| Project | Program Year 1 2015 | Program Year 2 2016 | Program Year 3 2017 | Program Year 4 2018 | Program Year 5 2019 | Total | Scope |
|---|---------------------------|---------------------------|---------------------------|---------------------------|---------------------------|-------|-------|
| There are no DEFP projects for this location. | | | | | | | |

SMART Program

| Project | Program Year 1 2015 | Program Year 2 2016 | Program Year 3 2017 | Program Year 4 2018 | Program Year 5 2019 | Total | Scope |
|------------------------|---------------------------|---------------------------|---------------------------|---------------------------|---------------------------|------------------|---|
| Music & Art | | | 136,000 | | | 136,000 | Music Room Renovation |
| Music & Art | | | 339,000 | | | 339,000 | Conversion of Existing Space to Music and/or Art Lab(s) |
| Music & Art | | | 65,000 | | | 65,000 | Art Room Renovation and Equipment |
| Renovation | | | 603,000 | | | 603,000 | HVAC Improvements |
| Renovation | | | 1,428,000 | | | 1,428,000 | Building Envelope Improvements (Roof, Window, Ext Wall, etc.) |
| Renovation | | | 100,000 | | | 100,000 | School Choice Enhancement |
| SMART Sub-Total | | | 2,671,000 | | | 2,671,000 | |

Completed

| Type | Program Year 1 2015 | Program Year 2 2016 | Program Year 3 2017 | Program Year 4 2018 | Program Year 5 2019 | Total | Scope |
|---------------------------|---------------------------|---------------------------|---------------------------|---------------------------|---------------------------|----------------|--|
| SMART | | 284,000 | | | | 284,000 | Additional computers to close computer gap |
| SMART | | 8,000 | | | | 8,000 | CAT 6 Data port Upgrade |
| SMART | | | 50,000 | | | 50,000 | Music Equipment Replacement |
| SMART | | 176,000 | | | | 176,000 | Technology Infrastructure (Servers, Racks, etc.) Upgrade |
| SMART | | 119,000 | | | | 119,000 | Wireless Network Upgrade |
| Complete Sub-Total | | 587,000 | 50,000 | | | 637,000 | |

| | | | | | | | |
|---------------------|---|---------|-----------|---|---|-----------|--|
| School Total | 0 | 587,000 | 2,721,000 | 0 | 0 | 3,308,000 | |
|---------------------|---|---------|-----------|---|---|-----------|--|

Glades Middle School

Adopted District Educational Facilities Plan

| Project | Program Year 1 2015 | Program Year 2 2016 | Program Year 3 2017 | Program Year 4 2018 | Program Year 5 2019 | Total | Scope |
|--|---------------------------|---------------------------|---------------------------|---------------------------|---------------------------|-------|-------|
| There are no DEFP projects for this location. | | | | | | | |

SMART Program

| Project | Program Year 1 2015 | Program Year 2 2016 | Program Year 3 2017 | Program Year 4 2018 | Program Year 5 2019 | Total | Scope |
|------------------------|---------------------------|---------------------------|---------------------------|---------------------------|---------------------------|---------|--|
| Music & Art Equipment | | | 100,000 | | | 100,000 | Music Equipment Replacement |
| Renovation | 100,000 | | | | | 100,000 | School Choice Enhancement |
| Renovation | | | 308,000 | | | 308,000 | HVAC Improvements |
| Renovation | | | 25,000 | | | 25,000 | CAT 6 Data port Upgrade |
| Renovation | | | 78,000 | | | 78,000 | Building Envelope Improvements (Roof, Window, Ext Wall, etc.) |
| Technology | | | 281,000 | | | 281,000 | Additional computers to close computer gap |
| SMART Sub-Total | 100,000 | | 792,000 | | | 892,000 | |

Completed

| Project | Program Year 1 2015 | Program Year 2 2016 | Program Year 3 2017 | Program Year 4 2018 | Program Year 5 2019 | Total | Scope |
|--|---------------------------|---------------------------|---------------------------|---------------------------|---------------------------|-------|-------|
| There are no Completed projects for this location | | | | | | | |

| | | | | | | | |
|---------------------|---------|---|---------|---|---|---------|--|
| School Total | 100,000 | 0 | 792,000 | 0 | 0 | 892,000 | |
|---------------------|---------|---|---------|---|---|---------|--|

Griffin Elementary School

Adopted District Educational Facilities Plan

| Project | Program Year 1 2015 | Program Year 2 2016 | Program Year 3 2017 | Program Year 4 2018 | Program Year 5 2019 | Total | Scope |
|-------------------------------|---------------------|---------------------|---------------------|---------------------|---------------------|----------------|---|
| Stand-by Electrical Generator | 334,935 | | | | | 334,935 | Replace existing generator with new equipment. Provide a new emergency generator and controls, new transfer switch, annunciator fully coordinator with all inter-related systems. |
| DEFP Sub-Total | 334,935 | 0 | 0 | 0 | 0 | 334,935 | |

SMART Program

| Project | Program Year 1 2015 | Program Year 2 2016 | Program Year 3 2017 | Program Year 4 2018 | Program Year 5 2019 | Total | Scope |
|------------------------|---------------------|---------------------|---------------------|---------------------|---------------------|------------------|---|
| Safety & Security | | 98,000 | | | | 98,000 | Safety / Security Upgrade |
| Safety & Security | | 294,000 | | | | 294,000 | Fire Alarm |
| Athletics | | 10,000 | | | | 10,000 | PE/Athletic Improvements |
| Renovation | | 100,000 | | | | 100,000 | School Choice Enhancement |
| Renovation | | 313,000 | | | | 313,000 | Media Center improvements |
| Renovation | | 585,000 | | | | 585,000 | HVAC Improvements |
| Renovation | | 958,000 | | | | 958,000 | Building Envelope Improvements (Roof, Window, Ext Wall, etc.) |
| SMART Sub-Total | | 2,358,000 | | | | 2,358,000 | |

Completed

| Type | Program Year 1 2015 | Program Year 2 2016 | Program Year 3 2017 | Program Year 4 2018 | Program Year 5 2019 | Total | Scope |
|---------------------------|---------------------|---------------------|---------------------|---------------------|---------------------|----------------|--|
| SMART | | 151,000 | | | | 151,000 | Additional computers to close computer gap |
| SMART | | 18,000 | | | | 18,000 | CAT 6 Data port Upgrade |
| SMART | | 50,000 | | | | 50,000 | Music Equipment Replacement |
| SMART | | 26,000 | | | | 26,000 | Technology Infrastructure (Servers, Racks, etc.) Upgrade |
| SMART | | 62,000 | | | | 62,000 | Wireless Network Upgrade |
| Complete Sub-Total | | 307,000 | | | | 307,000 | |

| | | | | | | | |
|---------------------|----------------|------------------|----------|----------|----------|------------------|--|
| School Total | 334,935 | 2,665,000 | 0 | 0 | 0 | 2,999,935 | |
|---------------------|----------------|------------------|----------|----------|----------|------------------|--|

Gulfstream Academy of Hallandale Beach K-8 (Hallandale Adult & Community Center)

Adopted District Educational Facilities Plan

| Project | Program Year 1 2015 | Program Year 2 2016 | Program Year 3 2017 | Program Year 4 2018 | Program Year 5 2019 | Total | Scope |
|---|---------------------------|---------------------------|---------------------------|---------------------------|---------------------------|-------|-------|
| There are no DEFP projects for this location. | | | | | | | |

SMART Program

| Project | Program Year 1 2015 | Program Year 2 2016 | Program Year 3 2017 | Program Year 4 2018 | Program Year 5 2019 | Total | Scope |
|------------------------|---------------------------|---------------------------|---------------------------|---------------------------|---------------------------|------------------|--|
| Safety & Security | | 131,000 | | | | 131,000 | Safety / Security Upgrade |
| Safety & Security | | 692,000 | | | | 692,000 | Fire Sprinklers |
| Music & Art Equipment | | 50,000 | | | | 50,000 | Music Equipment Replacement |
| Renovation | | 100,000 | | | | 100,000 | School Choice Enhancement |
| Renovation | | 1,301,000 | | | | 1,301,000 | Replacement of building 9 |
| Renovation | | 270,000 | | | | 270,000 | Replacement of building 7 |
| Renovation | | 267,000 | | | | 267,000 | Replacement of building 12 |
| Renovation | | 436,000 | | | | 436,000 | Replacement of building 1 |
| Renovation | | 133,000 | | | | 133,000 | Media Center improvements |
| Renovation | | 1,413,000 | | | | 1,413,000 | HVAC Improvements |
| Renovation | | 319,000 | | | | 319,000 | Electrical Improvements |
| Renovation | | 199,700 | | | | 199,700 | Building Envelope Improvements (Roof, Window, Ext Wall, etc.) |
| SMART Sub-Total | | 5,311,700 | | | | 5,311,700 | |

Completed

| Type | Program Year 1 2015 | Program Year 2 2016 | Program Year 3 2017 | Program Year 4 2018 | Program Year 5 2019 | Total | Scope |
|---------------------------|---------------------------|---------------------------|---------------------------|---------------------------|---------------------------|----------------|---|
| SMART | 37,000 | | | | | 37,000 | CAT 6 Data port Upgrade |
| SMART | 383,000 | | | | | 383,000 | Re-Roof Buildings #13 & 14 |
| SMART | 143,000 | | | | | 143,000 | Technology Infrastructure (Servers, Racks, etc.) Upgrade |
| SMART | 99,000 | | | | | 99,000 | Wireless Network Upgrade |
| Complete Sub-Total | 662,000 | | | | | 662,000 | |

| | | | | | | | |
|---------------------|---------|-----------|---|---|---|-----------|--|
| School Total | 662,000 | 5,311,700 | 0 | 0 | 0 | 5,973,700 | |
|---------------------|---------|-----------|---|---|---|-----------|--|

Gulfstream Academy of Hallandale Beach K-8 (Hallandale Elementary School)

Adopted District Educational Facilities Plan

| Project | Program Year 1 2015 | Program Year 2 2016 | Program Year 3 2017 | Program Year 4 2018 | Program Year 5 2019 | Total | Scope |
|---|---------------------------|---------------------------|---------------------------|---------------------------|---------------------------|-------|-------|
| There are no DEFP projects for this location. | | | | | | | |

SMART Program

| Project | Program Year 1 2015 | Program Year 2 2016 | Program Year 3 2017 | Program Year 4 2018 | Program Year 5 2019 | Total | Scope |
|-----------------------|---------------------------|---------------------------|---------------------------|---------------------------|---------------------------|-----------|--|
| Music & Art Equipment | | | 50,000 | | | 50,000 | Music Equipment Replacement |
| Renovation | | | | | 100,000 | 100,000 | School Choice Enhancement |
| Renovation | | | | | 676,000 | 676,000 | HVAC Improvements |
| Renovation | | | | | 414,000 | 414,000 | Building Envelope Improvements (Roof, Window, Ext Wall, etc.) |
| SMART Sub-Total | | | 50,000 | | 1,190,000 | 1,240,000 | |

Completed

| Type | Program Year 1 2015 | Program Year 2 2016 | Program Year 3 2017 | Program Year 4 2018 | Program Year 5 2019 | Total | Scope |
|--------------------|---------------------------|---------------------------|---------------------------|---------------------------|---------------------------|---------|---|
| SMART | | 204,000 | | | | 204,000 | Additional computers to close computer gap |
| SMART | | 4,000 | | | | 4,000 | CAT 6 Data port Upgrade |
| SMART | | 139,000 | | | | 139,000 | Technology Infrastructure (Servers, Racks, etc.) Upgrade |
| SMART | | 78,000 | | | | 78,000 | Wireless Network Upgrade |
| Complete Sub-Total | | 425,000 | | | | 425,000 | |

| | | | | | | | |
|---------------------|---|---------|--------|---|-----------|-----------|--|
| School Total | 0 | 425,000 | 50,000 | 0 | 1,190,000 | 1,665,000 | |
|---------------------|---|---------|--------|---|-----------|-----------|--|

Gulfstream Early Learning Center of Excellence

Adopted District Educational Facilities Plan

| Project | Program Year 1 2015 | Program Year 2 2016 | Program Year 3 2017 | Program Year 4 2018 | Program Year 5 2019 | Total | Scope |
|------------------------------|---------------------------|---------------------------|---------------------------|---------------------------|---------------------------|--------|--|
| ADA Wheelchair Lift at Stage | 48,492 | | | | | 48,492 | Install a new ADA wheelchair lift to access the stage. |
| DEFP Sub-Total | 48,492 | 0 | 0 | 0 | 0 | 48,492 | |

SMART Program

| Project | Program Year 1 2015 | Program Year 2 2016 | Program Year 3 2017 | Program Year 4 2018 | Program Year 5 2019 | Total | Scope |
|------------------------|---------------------------|---------------------------|---------------------------|---------------------------|---------------------------|-----------|---|
| Safety & Security | | 487,000 | | | | 487,000 | Fire Alarm |
| Safety & Security | | 75,000 | | | | 75,000 | Single Point of Entry |
| Music & Art | | 521,000 | | | | 521,000 | Music Room Renovation |
| Music & Art Equipment | | 100,000 | | | | 100,000 | Music Equipment Replacement |
| Music & Art | | 606,000 | | | | 606,000 | Conversion of Existing Space to Music and/or Art Lab(s) |
| Music & Art | | 85,000 | | | | 85,000 | Art Room Renovation and Equipment |
| Renovation | | 157,000 | | | | 157,000 | Media Center improvements |
| Renovation | | 1,689,000 | | | | 1,689,000 | HVAC Improvements |
| Renovation | | 1,119,000 | | | | 1,119,000 | Building Envelope Improvements (Roof, Window, Ext Wall, etc.) |
| Renovation | | 100,000 | | | | 100,000 | School Choice Enhancement |
| Renovation | | 82,000 | | | | 82,000 | Replacement of building 4 |
| Renovation | | | 89,000 | | | 89,000 | Wireless Network Upgrade |
| Technology | | | 46,000 | | | 46,000 | Additional computers to close computer gap |
| SMART Sub-Total | | 5,021,000 | 135,000 | | | 5,156,000 | |

Completed

| Project | Program Year 1 2015 | Program Year 2 2016 | Program Year 3 2017 | Program Year 4 2018 | Program Year 5 2019 | Total | Scope |
|--|---------------------------|---------------------------|---------------------------|---------------------------|---------------------------|-------|-------|
| There are no Completed projects for this location | | | | | | | |

| | | | | | | | |
|---------------------|--------|-----------|---------|---|---|-----------|--|
| School Total | 48,492 | 5,021,000 | 135,000 | 0 | 0 | 5,204,492 | |
|---------------------|--------|-----------|---------|---|---|-----------|--|

Hallandale High School

Adopted District Educational Facilities Plan

| Project | Program Year 1 2015 | Program Year 2 2016 | Program Year 3 2017 | Program Year 4 2018 | Program Year 5 2019 | Total | Scope |
|-----------------------------------|---------------------|---------------------|---------------------|---------------------|---------------------|--------|--|
| Restoration of Science Classrooms | 64,666 | | | | | 64,666 | Install new science tables, teachers demonstration desk, restore water, electrical and repair fume hood. |
| DEFP Sub-Total | 64,666 | 0 | 0 | 0 | 0 | 64,666 | |

SMART Program

| Project | Program Year 1 2015 | Program Year 2 2016 | Program Year 3 2017 | Program Year 4 2018 | Program Year 5 2019 | Total | Scope |
|-----------------------|---------------------|---------------------|---------------------|---------------------|---------------------|-----------|---|
| Safety & Security | | | | | 2,130,000 | 2,130,000 | Fire Sprinklers |
| Safety & Security | | | | | 1,006,000 | 1,006,000 | Fire Alarm |
| Music & Art Equipment | | | 300,000 | | | 300,000 | Music Equipment Replacement |
| Athletics | 300,000 | | | | | 300,000 | Track Resurfacing |
| Athletics | | | | | 121,000 | 121,000 | Weight Room Renovation |
| Renovation | | | | | 977,000 | 977,000 | Building Envelope Improvements (Roof, Window, Ext Wall, etc.) |
| Renovation | | | | | 559,000 | 559,000 | HVAC Improvements |
| Renovation | | | | | 653,000 | 653,000 | Electrical Improvements |
| Renovation | | | | | 1,248,000 | 1,248,000 | STEM Lab improvements |
| Renovation | | | | | 100,000 | 100,000 | School Choice Enhancement |
| Renovation | | | | | 382,000 | 382,000 | Media Center improvements |
| SMART Sub-Total | 300,000 | | 300,000 | | 7,176,000 | 7,776,000 | |

Completed

| Type | Program Year 1 2015 | Program Year 2 2016 | Program Year 3 2017 | Program Year 4 2018 | Program Year 5 2019 | Total | Scope |
|--------------------|---------------------|---------------------|---------------------|---------------------|---------------------|---------|--|
| SMART | | | 245,000 | | | 245,000 | Additional computers to close computer gap |
| SMART | | | 25,000 | | | 25,000 | CAT 6 Data port Upgrade |
| SMART | | | 9,000 | | | 9,000 | Technology Infrastructure (Servers, Racks, etc.) Upgrade |
| SMART | | | 127,000 | | | 127,000 | Wireless Network Upgrade |
| Complete Sub-Total | | | 406,000 | | | 406,000 | |

| | | | | | | | |
|---------------------|---------|---|---------|---|-----------|-----------|--|
| School Total | 364,666 | 0 | 706,000 | 0 | 7,176,000 | 8,246,666 | |
|---------------------|---------|---|---------|---|-----------|-----------|--|

Harbordale Elementary School

Adopted District Educational Facilities Plan

| Project | Program Year 1 2015 | Program Year 2 2016 | Program Year 3 2017 | Program Year 4 2018 | Program Year 5 2019 | Total | Scope |
|---|---------------------------|---------------------------|---------------------------|---------------------------|---------------------------|-------|-------|
| There are no DEFP projects for this location. | | | | | | | |

SMART Program

| Project | Program Year 1 2015 | Program Year 2 2016 | Program Year 3 2017 | Program Year 4 2018 | Program Year 5 2019 | Total | Scope |
|-----------------------|---------------------------|---------------------------|---------------------------|---------------------------|---------------------------|-----------|--|
| Music & Art Equipment | 50,000 | | | | | 50,000 | Music Equipment Replacement |
| Renovation | | | | | 100,000 | 100,000 | School Choice Enhancement |
| Renovation | | | | | 859,000 | 859,000 | HVAC Improvements |
| Renovation | | | | | 190,000 | 190,000 | Building Envelope Improvements (Roof, Window, Ext Wall, etc.) |
| SMART Sub-Total | 50,000 | | | | 1,149,000 | 1,199,000 | |

Completed

| Type | Program Year 1 2015 | Program Year 2 2016 | Program Year 3 2017 | Program Year 4 2018 | Program Year 5 2019 | Total | Scope |
|--------------------|---------------------------|---------------------------|---------------------------|---------------------------|---------------------------|---------|---|
| SMART | 104,000 | | | | | 104,000 | Additional computers to close computer gap |
| SMART | 36,000 | | | | | 36,000 | Technology Infrastructure (Servers, Racks, etc.) Upgrade |
| SMART | 45,000 | | | | | 45,000 | Wireless Network Upgrade |
| Complete Sub-Total | 185,000 | | | | | 185,000 | |

| | | | | | | | |
|---------------------|---------|---|---|---|-----------|-----------|--|
| School Total | 235,000 | 0 | 0 | 0 | 1,149,000 | 1,384,000 | |
|---------------------|---------|---|---|---|-----------|-----------|--|

Hawkes Bluff Elementary School

Adopted District Educational Facilities Plan

| Project | Program Year 1 2015 | Program Year 2 2016 | Program Year 3 2017 | Program Year 4 2018 | Program Year 5 2019 | Total | Scope |
|---|---------------------------|---------------------------|---------------------------|---------------------------|---------------------------|-------|-------|
| There are no DEFP projects for this location. | | | | | | | |

SMART Program

| Project | Program Year 1 2015 | Program Year 2 2016 | Program Year 3 2017 | Program Year 4 2018 | Program Year 5 2019 | Total | Scope |
|-----------------|---------------------------|---------------------------|---------------------------|---------------------------|---------------------------|-----------|--|
| Renovation | | 100,000 | | | | 100,000 | School Choice Enhancement |
| Renovation | | 1,669,000 | | | | 1,669,000 | HVAC Improvements |
| Renovation | | 1,234,000 | | | | 1,234,000 | Building Envelope Improvements (Roof, Window, Ext Wall, etc.) |
| SMART Sub-Total | | 3,003,000 | | | | 3,003,000 | |

Completed

| Type | Program Year 1 2015 | Program Year 2 2016 | Program Year 3 2017 | Program Year 4 2018 | Program Year 5 2019 | Total | Scope |
|--------------------|---------------------------|---------------------------|---------------------------|---------------------------|---------------------------|---------|---|
| SMART | 152,000 | | | | | 152,000 | Additional computers to close computer gap |
| SMART | 22,000 | | | | | 22,000 | CAT 6 Data port Upgrade |
| SMART | | | 50,000 | | | 50,000 | Music Equipment Replacement |
| SMART | 127,000 | | | | | 127,000 | Technology Infrastructure (Servers, Racks, etc.) Upgrade |
| SMART | 92,000 | | | | | 92,000 | Wireless Network Upgrade |
| Complete Sub-Total | 393,000 | | 50,000 | | | 443,000 | |

| | | | | | | | |
|---------------------|---------|-----------|--------|---|---|-----------|--|
| School Total | 393,000 | 3,003,000 | 50,000 | 0 | 0 | 3,446,000 | |
|---------------------|---------|-----------|--------|---|---|-----------|--|

Henry D. Perry Education Center

Adopted District Educational Facilities Plan

| Project | Program Year 1 2015 | Program Year 2 2016 | Program Year 3 2017 | Program Year 4 2018 | Program Year 5 2019 | Total | Scope |
|--|---------------------------|---------------------------|---------------------------|---------------------------|---------------------------|-------|-------|
| There are no DEFP projects for this location. | | | | | | | |

SMART Program

| Project | Program Year 1 2015 | Program Year 2 2016 | Program Year 3 2017 | Program Year 4 2018 | Program Year 5 2019 | Total | Scope |
|------------------------|---------------------------|---------------------------|---------------------------|---------------------------|---------------------------|-----------|--|
| Safety & Security | | | | 15,000 | | 15,000 | Fire Sprinklers |
| Safety & Security | | | | 461,000 | | 461,000 | Fire Alarm |
| Music & Art Equipment | | | 100,000 | | | 100,000 | Music Equipment Replacement |
| Renovation | | | | 3,186,000 | | 3,186,000 | HVAC Improvements |
| Renovation | | | | 2,145,000 | | 2,145,000 | Building Envelope Improvements (Roof, Window, Ext Wall, etc.) |
| Renovation | | | | 100,000 | | 100,000 | School Choice Enhancement |
| SMART Sub-Total | | | 100,000 | 5,907,000 | | 6,007,000 | |

Completed

| Type | Program Year 1 2015 | Program Year 2 2016 | Program Year 3 2017 | Program Year 4 2018 | Program Year 5 2019 | Total | Scope |
|---------------------------|---------------------------|---------------------------|---------------------------|---------------------------|---------------------------|---------|---|
| SMART | | | 64,000 | | | 64,000 | Additional computers to close computer gap |
| SMART | | | 29,000 | | | 29,000 | CAT 6 Data port Upgrade |
| SMART | | | 9,000 | | | 9,000 | Technology Infrastructure (Servers, Racks, etc.) Upgrade |
| SMART | | | 110,000 | | | 110,000 | Wireless Network Upgrade |
| Complete Sub-Total | | | 212,000 | | | 212,000 | |

| | | | | | | | |
|---------------------|---|---|---------|-----------|---|-----------|--|
| School Total | 0 | 0 | 312,000 | 5,907,000 | 0 | 6,219,000 | |
|---------------------|---|---|---------|-----------|---|-----------|--|

Heron Heights Elementary School

Adopted District Educational Facilities Plan

| Project | Program Year 1 2015 | Program Year 2 2016 | Program Year 3 2017 | Program Year 4 2018 | Program Year 5 2019 | Total | Scope |
|-----------------------|---------------------------|---------------------------|---------------------------|---------------------------|---------------------------|-----------|---|
| Modular Classrooms | 1,035,694 | | | | | 1,035,694 | Provide and install 3 modular classrooms per the terms of the Second Amendment to the Modular Classroom Interlocal Agreement between the School Board and the City of Parkland. |
| DEFP Sub-Total | 1,035,694 | 0 | 0 | 0 | 0 | 1,035,694 | |

SMART Program

| Project | Program Year 1 2015 | Program Year 2 2016 | Program Year 3 2017 | Program Year 4 2018 | Program Year 5 2019 | Total | Scope |
|------------------------|---------------------------|---------------------------|---------------------------|---------------------------|---------------------------|---------|---|
| Music & Art | | | | | 136,000 | 136,000 | Music Room Renovation |
| Music & Art Equipment | | | 50,000 | | | 50,000 | Music Equipment Replacement |
| Music & Art | | | | | 169,000 | 169,000 | Conversion of Existing Space to Music and/or Art Lab(s) |
| Renovation | | | | | 100,000 | 100,000 | School Choice Enhancement |
| Renovation | | | | | 152,000 | 152,000 | HVAC Improvements |
| Renovation | | | | | 200,000 | 200,000 | Building Envelope Improvements (Roof, Window, Ext Wall, etc.) |
| SMART Sub-Total | | | 50,000 | | 757,000 | 807,000 | |

Completed

| Type | Program Year 1 2015 | Program Year 2 2016 | Program Year 3 2017 | Program Year 4 2018 | Program Year 5 2019 | Total | Scope |
|---------------------------|---------------------------|---------------------------|---------------------------|---------------------------|---------------------------|---------|--|
| SMART | | 298,000 | | | | 298,000 | Additional computers to close computer gap |
| SMART | | 6,000 | | | | 6,000 | CAT 6 Data port Upgrade |
| SMART | | 14,000 | | | | 14,000 | Wireless Network Upgrade |
| Complete Sub-Total | | 318,000 | | | | 318,000 | |

| | | | | | | | |
|---------------------|-----------|---------|--------|---|---------|-----------|--|
| School Total | 1,035,694 | 318,000 | 50,000 | 0 | 757,000 | 2,160,694 | |
|---------------------|-----------|---------|--------|---|---------|-----------|--|

Hollywood Central Elementary School

Adopted District Educational Facilities Plan

| Project | Program Year 1 2015 | Program Year 2 2016 | Program Year 3 2017 | Program Year 4 2018 | Program Year 5 2019 | Total | Scope |
|---|---------------------------|---------------------------|---------------------------|---------------------------|---------------------------|-------|-------|
| There are no DEFP projects for this location. | | | | | | | |

SMART Program

| Project | Program Year 1 2015 | Program Year 2 2016 | Program Year 3 2017 | Program Year 4 2018 | Program Year 5 2019 | Total | Scope |
|-------------------|---------------------------|---------------------------|---------------------------|---------------------------|---------------------------|-----------|--|
| Safety & Security | | | | 99,000 | | 99,000 | Safety / Security Upgrade |
| Renovation | | | | 100,000 | | 100,000 | School Choice Enhancement |
| Renovation | | | | 1,887,000 | | 1,887,000 | HVAC Improvements |
| Renovation | | | | 676,000 | | 676,000 | Electrical Improvements |
| Renovation | | | | 2,155,000 | | 2,155,000 | Building Envelope Improvements (Roof, Window, Ext Wall, etc.) |
| SMART Sub-Total | | | | 4,917,000 | | 4,917,000 | |

Completed

| Type | Program Year 1 2015 | Program Year 2 2016 | Program Year 3 2017 | Program Year 4 2018 | Program Year 5 2019 | Total | Scope |
|--------------------|---------------------------|---------------------------|---------------------------|---------------------------|---------------------------|---------|--|
| SMART | | 119,000 | | | | 119,000 | Additional computers to close computer gap |
| SMART | | 9,000 | | | | 9,000 | CAT 6 Data port Upgrade |
| SMART | | | 50,000 | | | 50,000 | Music Equipment Replacement |
| SMART | | 26,000 | | | | 26,000 | Technology Infrastructure (Servers, Racks, etc.) Upgrade |
| SMART | | 67,000 | | | | 67,000 | Wireless Network Upgrade |
| Complete Sub-Total | | 221,000 | 50,000 | | | 271,000 | |

| | | | | | | | |
|---------------------|---|---------|--------|-----------|---|-----------|--|
| School Total | 0 | 221,000 | 50,000 | 4,917,000 | 0 | 5,188,000 | |
|---------------------|---|---------|--------|-----------|---|-----------|--|

Hollywood Hills Elementary School

Adopted District Educational Facilities Plan

| Project | Program Year 1 2015 | Program Year 2 2016 | Program Year 3 2017 | Program Year 4 2018 | Program Year 5 2019 | Total | Scope |
|---|------------------------|------------------------|------------------------|------------------------|------------------------|-------|-------|
| There are no DEFP projects for this location. | | | | | | | |

SMART Program

| Project | Program Year 1 2015 | Program Year 2 2016 | Program Year 3 2017 | Program Year 4 2018 | Program Year 5 2019 | Total | Scope |
|------------------------|------------------------|------------------------|------------------------|------------------------|------------------------|------------------|---|
| Safety & Security | | | | | 329,000 | 329,000 | Fire Sprinklers |
| Safety & Security | | | 195,000 | | | 195,000 | Single Point of Entry |
| Safety & Security | | | | | 84,000 | 84,000 | Safety / Security Upgrade |
| Renovation | | | | | 915,000 | 915,000 | Building Envelope Improvements (Roof, Window, Ext Wall, etc.) |
| Renovation | | | 16,000 | | 1,255,000 | 1,271,000 | HVAC Improvements |
| Renovation | | | | | 400,000 | 400,000 | Electrical Improvements |
| Renovation | | | | | 100,000 | 100,000 | School Choice Enhancement |
| SMART Sub-Total | | | 211,000 | | 3,083,000 | 3,294,000 | |

Completed

| Type | Program Year 1 2015 | Program Year 2 2016 | Program Year 3 2017 | Program Year 4 2018 | Program Year 5 2019 | Total | Scope |
|---------------------------|------------------------|------------------------|------------------------|------------------------|------------------------|----------------|--|
| SMART | | 189,000 | | | | 189,000 | Additional computers to close computer gap |
| SMART | | 19,000 | | | | 19,000 | CAT 6 Data port Upgrade |
| SMART | | | 50,000 | | | 50,000 | Music Equipment Replacement |
| SMART | | 107,000 | | | | 107,000 | Wireless Network Upgrade |
| Complete Sub-Total | | 315,000 | 50,000 | | | 365,000 | |

| | | | | | | | |
|---------------------|---|---------|---------|---|-----------|-----------|--|
| School Total | 0 | 315,000 | 261,000 | 0 | 3,083,000 | 3,659,000 | |
|---------------------|---|---------|---------|---|-----------|-----------|--|

Hollywood Hills High School

Adopted District Educational Facilities Plan

| Project | Program Year 1 2015 | Program Year 2 2016 | Program Year 3 2017 | Program Year 4 2018 | Program Year 5 2019 | Total | Scope |
|-----------------------|---------------------|---------------------|---------------------|---------------------|---------------------|--------|--|
| HVAC | 50,000 | | | | | 50,000 | Installation of a new dedicated split DX AC unit in Building 1 Room 111D to provide better climate control for IT equipment. Work includes installation of an Exhaust Fan in Room 234 Janitors Closet. |
| DEFP Sub-Total | 50,000 | 0 | 0 | 0 | 0 | 50,000 | |

SMART Program

| Project | Program Year 1 2015 | Program Year 2 2016 | Program Year 3 2017 | Program Year 4 2018 | Program Year 5 2019 | Total | Scope |
|------------------------|---------------------|---------------------|---------------------|---------------------|---------------------|------------|--|
| Safety & Security | | 47,000 | | | | 47,000 | Safety / Security Upgrade |
| Safety & Security | | 1,007,000 | | | | 1,007,000 | Fire Alarm |
| Safety & Security | | 540,000 | | | | 540,000 | Single Point of Entry |
| Safety & Security | | 1,678,000 | | | | 1,678,000 | Fire Sprinklers |
| Music & Art Equipment | | 300,000 | | | | 300,000 | Music Equipment Replacement |
| Athletics | | 300,000 | | | | 300,000 | Track Resurfacing |
| Athletics | | 121,000 | | | | 121,000 | Weight Room Renovation |
| Renovation | | | 36,000 | | | 36,000 | CAT 6 Data port Upgrade |
| Renovation | | 1,689,000 | | | | 1,689,000 | Electrical Improvements |
| Renovation | | 3,861,000 | | | | 3,861,000 | HVAC Improvements |
| Renovation | | 3,568,000 | | | | 3,568,000 | Roof Replacement |
| Renovation | | 100,000 | | | | 100,000 | School Choice Enhancement |
| Renovation | | 2,166,000 | | | | 2,166,000 | STEM Lab improvements |
| Renovation | | | 199,000 | | | 199,000 | Wireless Network Upgrade |
| Renovation | | 505,000 | | | | 505,000 | Media Center improvements |
| Technology | | | 64,000 | | | 64,000 | Technology Infrastructure (Servers, Racks, etc.) Upgrade |
| Technology | | | 417,000 | | | 417,000 | Additional computers to close computer gap |
| SMART Sub-Total | | 15,882,000 | 716,000 | | | 16,598,000 | |

Hollywood Hills High School

Completed

| Project | Program Year 1 2015 | Program Year 2 2016 | Program Year 3 2017 | Program Year 4 2018 | Program Year 5 2019 | Total | Scope |
|---|---------------------------|---------------------------|---------------------------|---------------------------|---------------------------|-------|-------|
| There are no Completed projects for this location | | | | | | | |

| | | | | | | |
|---------------------|--------|------------|---------|---|---|------------|
| School Total | 50,000 | 15,882,000 | 716,000 | 0 | 0 | 16,648,000 |
|---------------------|--------|------------|---------|---|---|------------|

Hollywood Park Elementary School

Adopted District Educational Facilities Plan

| Project | Program Year 1 2015 | Program Year 2 2016 | Program Year 3 2017 | Program Year 4 2018 | Program Year 5 2019 | Total | Scope |
|---|---------------------------|---------------------------|---------------------------|---------------------------|---------------------------|-------|-------|
| There are no DEFP projects for this location. | | | | | | | |

SMART Program

| Project | Program Year 1 2015 | Program Year 2 2016 | Program Year 3 2017 | Program Year 4 2018 | Program Year 5 2019 | Total | Scope |
|-------------------|---------------------------|---------------------------|---------------------------|---------------------------|---------------------------|-----------|--|
| Safety & Security | | 669,000 | | | | 669,000 | Fire Sprinklers |
| Renovation | | 100,000 | | | | 100,000 | School Choice Enhancement |
| Renovation | | 665,000 | | | | 665,000 | Electrical Improvements |
| Renovation | | 1,500,000 | | | | 1,500,000 | Building Envelope Improvements (Roof, Window, Ext Wall, etc.) |
| Renovation | | 283,000 | | | | 283,000 | Media Center improvements |
| Renovation | | 1,068,000 | | | | 1,068,000 | HVAC Improvements |
| SMART Sub-Total | | 4,285,000 | | | | 4,285,000 | |

Completed

| Type | Program Year 1 2015 | Program Year 2 2016 | Program Year 3 2017 | Program Year 4 2018 | Program Year 5 2019 | Total | Scope |
|--------------------|---------------------------|---------------------------|---------------------------|---------------------------|---------------------------|---------|---|
| SMART | | 121,000 | | | | 121,000 | Additional computers to close computer gap |
| SMART | | 13,000 | | | | 13,000 | CAT 6 Data port Upgrade |
| SMART | | 50,000 | | | | 50,000 | Music Equipment Replacement |
| SMART | | 59,000 | | | | 59,000 | Wireless Network Upgrade |
| Complete Sub-Total | | 243,000 | | | | 243,000 | |

| | | | | | | | |
|---------------------|---|-----------|---|---|---|-----------|--|
| School Total | 0 | 4,528,000 | 0 | 0 | 0 | 4,528,000 | |
|---------------------|---|-----------|---|---|---|-----------|--|

Horizon Elementary School

Adopted District Educational Facilities Plan

| Project | Program Year 1 2015 | Program Year 2 2016 | Program Year 3 2017 | Program Year 4 2018 | Program Year 5 2019 | Total | Scope |
|---|---------------------------|---------------------------|---------------------------|---------------------------|---------------------------|-------|-------|
| There are no DEFP projects for this location. | | | | | | | |

SMART Program

| Project | Program Year 1 2015 | Program Year 2 2016 | Program Year 3 2017 | Program Year 4 2018 | Program Year 5 2019 | Total | Scope |
|---|---------------------------|---------------------------|---------------------------|---------------------------|---------------------------|---------------------|---|
| Safety & Security* | | | -60,000- | | | -60,000- | Single Point of Entry |
| Renovation | | | | 207,000 | | 207,000 | Building Envelope Improvements (Roof, Window, Ext Wall, etc.) |
| Renovation | | | | 100,000 | | 100,000 | School Choice Enhancement |
| Renovation | | | | 201,000 | | 201,000 | Media Center improvements |
| Renovation | | | | 405,000 | | 405,000 | HVAC Improvements |
| SMART Sub-Total | | | | 913,000 | | 913,000 | |
| *Determined that Single Point of Entry standards were previously met and SMART funding was not used to complete this project. | | | | | | | |

Completed

| Type | Program Year 1 2015 | Program Year 2 2016 | Program Year 3 2017 | Program Year 4 2018 | Program Year 5 2019 | Total | Scope |
|---------------------|---------------------------|---------------------------|---------------------------|---------------------------|---------------------------|-----------|--|
| Other Capital Funds | | | 60,000 | | | 60,000 | Single Point of Entry |
| SMART | | 117,000 | | | | 117,000 | Additional computers to close computer gap |
| SMART | | 5,000 | | | | 5,000 | CAT 6 Data port Upgrade |
| SMART | | | 50,000 | | | 50,000 | Music Equipment Replacement |
| SMART | | 78,000 | | | | 78,000 | Wireless Network Upgrade |
| Complete Sub-Total | | 200,000 | 110,000 | | | 310,000 | |
| School Total | 0 | 200,000 | 110,000 | 913,000 | 0 | 1,223,000 | |

Hunt, James S. Elementary School

Adopted District Educational Facilities Plan

| Project | Program Year 1 2015 | Program Year 2 2016 | Program Year 3 2017 | Program Year 4 2018 | Program Year 5 2019 | Total | Scope |
|---|---------------------------|---------------------------|---------------------------|---------------------------|---------------------------|-------|-------|
| There are no DEFP projects for this location. | | | | | | | |

SMART Program

| Project | Program Year 1 2015 | Program Year 2 2016 | Program Year 3 2017 | Program Year 4 2018 | Program Year 5 2019 | Total | Scope |
|------------------------|---------------------------|---------------------------|---------------------------|---------------------------|---------------------------|-----------|--|
| Safety & Security | | | | | 739,000 | 739,000 | Fire Sprinklers |
| Safety & Security | | | | | 293,000 | 293,000 | Fire Alarm |
| Music & Art Equipment | | 50,000 | | | | 50,000 | Music Equipment Replacement |
| Renovation | | | | | 547,000 | 547,000 | Building Envelope Improvements (Roof, Window, Ext Wall, etc.) |
| Renovation | | | | | 100,000 | 100,000 | School Choice Enhancement |
| Renovation | | | | | 333,000 | 333,000 | Media Center improvements |
| Renovation | | | | | 2,921,000 | 2,921,000 | HVAC Improvements |
| SMART Sub-Total | | 50,000 | | | 4,933,000 | 4,983,000 | |

Completed

| Type | Program Year 1 2015 | Program Year 2 2016 | Program Year 3 2017 | Program Year 4 2018 | Program Year 5 2019 | Total | Scope |
|---------------------------|---------------------------|---------------------------|---------------------------|---------------------------|---------------------------|---------|---|
| SMART | | 190,000 | | | | 190,000 | Additional computers to close computer gap |
| SMART | | 16,000 | | | | 16,000 | CAT 6 Data port Upgrade |
| SMART | | 78,000 | | | | 78,000 | Wireless Network Upgrade |
| Complete Sub-Total | | 284,000 | | | | 284,000 | |

| | | | | | | | |
|---------------------|---|---------|---|---|-----------|-----------|--|
| School Total | 0 | 334,000 | 0 | 0 | 4,933,000 | 5,267,000 | |
|---------------------|---|---------|---|---|-----------|-----------|--|

Indian Ridge Middle School

Adopted District Educational Facilities Plan

| Project | Program Year 1 2015 | Program Year 2 2016 | Program Year 3 2017 | Program Year 4 2018 | Program Year 5 2019 | Total | Scope |
|---|---------------------------|---------------------------|---------------------------|---------------------------|---------------------------|-------|-------|
| There are no DEFP projects for this location. | | | | | | | |

SMART Program

| Project | Program Year 1 2015 | Program Year 2 2016 | Program Year 3 2017 | Program Year 4 2018 | Program Year 5 2019 | Total | Scope |
|-----------------|---------------------------|---------------------------|---------------------------|---------------------------|---------------------------|-----------|---|
| Music & Art | | 521,000 | | | | 521,000 | Music Room Renovation |
| Music & Art | | 606,000 | | | | 606,000 | Conversion of Existing Space to Music and/or Art Lab(s) |
| Music & Art | | | 85,000 | | | 85,000 | Art Room Renovation and Equipment |
| Renovation | | 1,008,000 | | | | 1,008,000 | HVAC Improvements |
| Renovation | | 2,895,000 | | | | 2,895,000 | Building Envelope Improvements (Roof, Window, Ext Wall, etc.) |
| SMART Sub-Total | | 5,030,000 | 85,000 | | | 5,115,000 | |

Completed

| Type | Program Year 1 2015 | Program Year 2 2016 | Program Year 3 2017 | Program Year 4 2018 | Program Year 5 2019 | Total | Scope |
|--------------------|---------------------------|---------------------------|---------------------------|---------------------------|---------------------------|---------|--|
| SMART | | | 245,000 | | | 245,000 | Additional computers to close computer gap |
| SMART | | 18,000 | | | | 18,000 | CAT 6 Data port Upgrade |
| SMART | | 100,000 | | | | 100,000 | Music Equipment Replacement |
| SMART | | 100,000 | | | | 100,000 | School Choice Enhancement |
| SMART | | 327,000 | | | | 327,000 | Technology Infrastructure (Servers, Racks, etc.) Upgrade |
| Complete Sub-Total | | 545,000 | 245,000 | | | 790,000 | |

| | | | | | | |
|---------------------|---|-----------|---------|---|---|-----------|
| School Total | 0 | 5,575,000 | 330,000 | 0 | 0 | 5,905,000 |
|---------------------|---|-----------|---------|---|---|-----------|

Indian Trace Elementary School

Adopted District Educational Facilities Plan

| Project | Program Year 1 2015 | Program Year 2 2016 | Program Year 3 2017 | Program Year 4 2018 | Program Year 5 2019 | Total | Scope |
|---|---------------------------|---------------------------|---------------------------|---------------------------|---------------------------|-------|-------|
| There are no DEFP projects for this location. | | | | | | | |

SMART Program

| Project | Program Year 1 2015 | Program Year 2 2016 | Program Year 3 2017 | Program Year 4 2018 | Program Year 5 2019 | Total | Scope |
|------------------------|---------------------------|---------------------------|---------------------------|---------------------------|---------------------------|------------------|--|
| Safety & Security | | | | 269,000 | | 269,000 | Fire Alarm |
| Renovation | | | | 1,306,000 | | 1,306,000 | Building Envelope Improvements (Roof, Window, Ext Wall, etc.) |
| Renovation | | | 14,000 | | | 14,000 | CAT 6 Data port Upgrade |
| Renovation | | | 32,000 | | | 32,000 | Wireless Network Upgrade |
| Renovation | | | | 100,000 | | 100,000 | School Choice Enhancement |
| Renovation | | | 297,000 | 1,658,000 | | 1,955,000 | HVAC Improvements |
| Technology | | | 111,000 | | | 111,000 | Additional computers to close computer gap |
| Technology | | | 52,000 | | | 52,000 | Technology Infrastructure (Servers, Racks, etc.) Upgrade |
| SMART Sub-Total | | | 506,000 | 3,333,000 | | 3,839,000 | |

Completed

| Type | Program Year 1 2015 | Program Year 2 2016 | Program Year 3 2017 | Program Year 4 2018 | Program Year 5 2019 | Total | Scope |
|---------------------------|---------------------------|---------------------------|---------------------------|---------------------------|---------------------------|---------------|-----------------------------|
| SMART | | | 50,000 | | | 50,000 | Music Equipment Replacement |
| Complete Sub-Total | | | 50,000 | | | 50,000 | |

| | | | | | | |
|---------------------|---|---|---------|-----------|---|-----------|
| School Total | 0 | 0 | 556,000 | 3,333,000 | 0 | 3,889,000 |
|---------------------|---|---|---------|-----------|---|-----------|

King, Martin Luther (Dr. Martin Luther King, Jr. Montessori Academy)

Adopted District Educational Facilities Plan

| Project | Program Year 1 2015 | Program Year 2 2016 | Program Year 3 2017 | Program Year 4 2018 | Program Year 5 2019 | Total | Scope |
|----------------|---------------------|---------------------|---------------------|---------------------|---------------------|--------|--|
| Fire Hydrant | 45,615 | | | | | 45,615 | This project will install a new fire hydrant east of Building #4 in the grassy area of the loop drive. In addition, current Fire Department Connections are mounted to the exterior walls of Buildings 1 & 4. This project will cap the connections at the wall & relocate the Fire Department Connection to the grassy area adjacent to the new Fire Hydrant. |
| DEFP Sub-Total | 45,615 | 0 | 0 | 0 | 0 | 45,615 | |

SMART Program

| Project | Program Year 1 2015 | Program Year 2 2016 | Program Year 3 2017 | Program Year 4 2018 | Program Year 5 2019 | Total | Scope |
|-----------------------|---------------------|---------------------|---------------------|---------------------|---------------------|---------|---|
| Safety & Security | | 762,000 | | | | 762,000 | Fire Sprinklers |
| Music & Art Equipment | 50,000 | | | | | 50,000 | Music Equipment Replacement |
| Renovation | 100,000 | | | | | 100,000 | School Choice Enhancement |
| Renovation | | | 86,000 | | | 86,000 | Building Envelope Improvements (Roof, Window, Ext Wall, etc.) |
| SMART Sub-Total | 150,000 | 762,000 | 86,000 | | | 998,000 | |

Completed

| Type | Program Year 1 2015 | Program Year 2 2016 | Program Year 3 2017 | Program Year 4 2018 | Program Year 5 2019 | Total | Scope |
|--------------------|---------------------|---------------------|---------------------|---------------------|---------------------|---------|--|
| SMART | | | 43,000 | | | 43,000 | Additional computers to close computer gap |
| SMART | | | 14,000 | | | 14,000 | CAT 6 Data port Upgrade |
| SMART | 213,000 | | | | | 213,000 | HVAC Improvements |
| SMART | | | 35,000 | | | 35,000 | Wireless Network Upgrade |
| Complete Sub-Total | 213,000 | | 92,000 | | | 305,000 | |

| | | | | | | | |
|---------------------|---------|---------|---------|---|---|-----------|--|
| School Total | 408,615 | 762,000 | 178,000 | 0 | 0 | 1,348,615 | |
|---------------------|---------|---------|---------|---|---|-----------|--|

Lake Forest Elementary School

Adopted District Educational Facilities Plan

| Project | Program Year 1 2015 | Program Year 2 2016 | Program Year 3 2017 | Program Year 4 2018 | Program Year 5 2019 | Total | Scope |
|---|---------------------------|---------------------------|---------------------------|---------------------------|---------------------------|-------|-------|
| There are no DEFP projects for this location. | | | | | | | |

SMART Program

| Project | Program Year 1 2015 | Program Year 2 2016 | Program Year 3 2017 | Program Year 4 2018 | Program Year 5 2019 | Total | Scope |
|------------------------|---------------------------|---------------------------|---------------------------|---------------------------|---------------------------|-----------|---|
| Safety & Security | | | 195,000 | | | 195,000 | Single Point of Entry |
| Music & Art Equipment | | | 50,000 | | | 50,000 | Music Equipment Replacement |
| Renovation | 475,000 | | | | | 475,000 | Re-roof of Building #4 in accordance with all applicable Codes and Standards. |
| Renovation | | | 715,000 | | | 715,000 | HVAC Improvements |
| Renovation | | | 100,000 | | | 100,000 | School Choice Enhancement |
| Renovation | | | 1,198,000 | | | 1,198,000 | Building Envelope Improvements (Roof, Window, Ext Wall, etc.) |
| SMART Sub-Total | 475,000 | | 2,258,000 | | | 2,733,000 | |

Completed

| Type | Program Year 1 2015 | Program Year 2 2016 | Program Year 3 2017 | Program Year 4 2018 | Program Year 5 2019 | Total | Scope |
|---------------------------|---------------------------|---------------------------|---------------------------|---------------------------|---------------------------|---------|--|
| SMART | | | 169,000 | | | 169,000 | Additional computers to close computer gap |
| SMART | | | 8,000 | | | 8,000 | CAT 6 Data port Upgrade |
| SMART | | | 17,000 | | | 17,000 | Technology Infrastructure (Servers, Racks, etc.) Upgrade |
| SMART | | | 37,000 | | | 37,000 | Wireless Network Upgrade |
| Complete Sub-Total | | | 231,000 | | | 231,000 | |

| | | | | | | | |
|---------------------|---------|---|-----------|---|---|-----------|--|
| School Total | 475,000 | 0 | 2,489,000 | 0 | 0 | 2,964,000 | |
|---------------------|---------|---|-----------|---|---|-----------|--|

Lakeside Elementary School

Adopted District Educational Facilities Plan

| Project | Program Year 1 2015 | Program Year 2 2016 | Program Year 3 2017 | Program Year 4 2018 | Program Year 5 2019 | Total | Scope |
|-----------------------|---------------------|---------------------|---------------------|---------------------|---------------------|--------|--|
| Ventilation | 50,000 | | | | | 50,000 | Install a new air conditioning unit for Communication Equipment Room, 154G. Provide a new Split system central station DX air conditioning unit, providing proper ventilation for all equipment, fully coordinated with all new inter-related systems. Project sequencing in accordance with design criteria and building codes. |
| DEFP Sub-Total | 50,000 | 0 | 0 | 0 | 0 | 50,000 | |

SMART Program

| Project | Program Year 1 2015 | Program Year 2 2016 | Program Year 3 2017 | Program Year 4 2018 | Program Year 5 2019 | Total | Scope |
|------------------------|---------------------|---------------------|---------------------|---------------------|---------------------|-----------|---|
| Music & Art Equipment | | | 50,000 | | | 50,000 | Music Equipment Replacement |
| Renovation | | | | | 1,668,000 | 1,668,000 | HVAC Improvements |
| Renovation | | | | | 1,231,000 | 1,231,000 | Building Envelope Improvements (Roof, Window, Ext Wall, etc.) |
| Renovation | | | | | 100,000 | 100,000 | School Choice Enhancement |
| SMART Sub-Total | | | 50,000 | | 2,999,000 | 3,049,000 | |

Completed

| Type | Program Year 1 2015 | Program Year 2 2016 | Program Year 3 2017 | Program Year 4 2018 | Program Year 5 2019 | Total | Scope |
|---------------------------|---------------------|---------------------|---------------------|---------------------|---------------------|---------|--|
| SMART | | 196,000 | | | | 196,000 | Additional computers to close computer gap |
| SMART | | 9,000 | | | | 9,000 | CAT 6 Data port Upgrade |
| SMART | | 128,000 | | | | 128,000 | Technology Infrastructure (Servers, Racks, etc.) Upgrade |
| SMART | | 74,000 | | | | 74,000 | Wireless Network Upgrade |
| Complete Sub-Total | | 407,000 | | | | 407,000 | |

| | | | | | | | |
|---------------------|--------|---------|--------|---|-----------|-----------|--|
| School Total | 50,000 | 407,000 | 50,000 | 0 | 2,999,000 | 3,506,000 | |
|---------------------|--------|---------|--------|---|-----------|-----------|--|

Lanier-James Education Center

Adopted District Educational Facilities Plan

| Project | Program Year 1 2015 | Program Year 2 2016 | Program Year 3 2017 | Program Year 4 2018 | Program Year 5 2019 | Total | Scope |
|--|---------------------------|---------------------------|---------------------------|---------------------------|---------------------------|-------|-------|
| There are no DEFP projects for this location. | | | | | | | |

SMART Program

| Project | Program Year 1 2015 | Program Year 2 2016 | Program Year 3 2017 | Program Year 4 2018 | Program Year 5 2019 | Total | Scope |
|------------------------|---------------------------|---------------------------|---------------------------|---------------------------|---------------------------|----------------|-----------------------------|
| Music & Art Equipment | | 50,000 | | | | 50,000 | Music Equipment Replacement |
| Renovation | | | 53,000 | | | 53,000 | Wireless Network Upgrade |
| Renovation | 100,000 | | | | | 100,000 | School Choice Enhancement |
| Renovation | | | 9,000 | | | 9,000 | CAT 6 Data port Upgrade |
| SMART Sub-Total | 100,000 | 50,000 | 62,000 | | | 212,000 | |

Completed

| Project | Program Year 1 2015 | Program Year 2 2016 | Program Year 3 2017 | Program Year 4 2018 | Program Year 5 2019 | Total | Scope |
|--|---------------------------|---------------------------|---------------------------|---------------------------|---------------------------|-------|-------|
| There are no Completed projects for this location | | | | | | | |

| | | | | | | | |
|---------------------|---------|--------|--------|---|---|---------|--|
| School Total | 100,000 | 50,000 | 62,000 | 0 | 0 | 212,000 | |
|---------------------|---------|--------|--------|---|---|---------|--|

Larkdale Elementary School

Adopted District Educational Facilities Plan

| Project | Program Year 1 2015 | Program Year 2 2016 | Program Year 3 2017 | Program Year 4 2018 | Program Year 5 2019 | Total | Scope |
|---|---------------------------|---------------------------|---------------------------|---------------------------|---------------------------|-------|-------|
| There are no DEFP projects for this location. | | | | | | | |

SMART Program

| Project | Program Year 1 2015 | Program Year 2 2016 | Program Year 3 2017 | Program Year 4 2018 | Program Year 5 2019 | Total | Scope |
|------------------------|---------------------------|---------------------------|---------------------------|---------------------------|---------------------------|------------------|--|
| Safety & Security | | | 60,000 | | | 60,000 | Single Point of Entry |
| Safety & Security | | | | | 294,000 | 294,000 | Fire Alarm |
| Music & Art Equipment | | | 50,000 | | | 50,000 | Music Equipment Replacement |
| Renovation | | | | | 331,000 | 331,000 | Building Envelope Improvements (Roof, Window, Ext Wall, etc.) |
| Renovation | | | | | 100,000 | 100,000 | School Choice Enhancement |
| Renovation | | | | | 150,000 | 150,000 | Replacement of building 1 |
| Renovation | | | | | 626,000 | 626,000 | HVAC Improvements |
| SMART Sub-Total | | | 110,000 | | 1,501,000 | 1,611,000 | |

Completed

| Type | Program Year 1 2015 | Program Year 2 2016 | Program Year 3 2017 | Program Year 4 2018 | Program Year 5 2019 | Total | Scope |
|---------------------------|---------------------------|---------------------------|---------------------------|---------------------------|---------------------------|---------------|---|
| SMART | | | 19,000 | | | 19,000 | Additional computers to close computer gap |
| SMART | | | 12,000 | | | 12,000 | CAT 6 Data port Upgrade |
| SMART | | | 28,000 | | | 28,000 | Wireless Network Upgrade |
| Complete Sub-Total | | | 59,000 | | | 59,000 | |

| | | | | | | | |
|---------------------|---|---|---------|---|-----------|-----------|--|
| School Total | 0 | 0 | 169,000 | 0 | 1,501,000 | 1,670,000 | |
|---------------------|---|---|---------|---|-----------|-----------|--|

Lauderdale Lakes Middle School

Adopted District Educational Facilities Plan

| Project | Program Year 1 2015 | Program Year 2 2016 | Program Year 3 2017 | Program Year 4 2018 | Program Year 5 2019 | Total | Scope |
|--|---------------------------|---------------------------|---------------------------|---------------------------|---------------------------|-------|-------|
| There are no DEFP projects for this location. | | | | | | | |

SMART Program

| Project | Program Year 1 2015 | Program Year 2 2016 | Program Year 3 2017 | Program Year 4 2018 | Program Year 5 2019 | Total | Scope |
|------------------------|---------------------------|---------------------------|---------------------------|---------------------------|---------------------------|------------------|--|
| Safety & Security | 2,311,000 | | | | | 2,311,000 | Fire Sprinklers |
| Safety & Security | 461,000 | | | | | 461,000 | Fire Alarm |
| Renovation | 100,000 | | | | | 100,000 | School Choice Enhancement |
| Renovation | 363,000 | | | | | 363,000 | Media Center improvements |
| Renovation | 3,346,000 | | | | | 3,346,000 | Roof repair, stucco and waterproof, interior repairs, HVAC - evaluation, test/balance and repair. Replace FB in 4 AHUs and provide dehumidification. |
| SMART Sub-Total | 6,581,000 | | | | | 6,581,000 | |

Completed

| Type | Program Year 1 2015 | Program Year 2 2016 | Program Year 3 2017 | Program Year 4 2018 | Program Year 5 2019 | Total | Scope |
|---------------------------|---------------------------|---------------------------|---------------------------|---------------------------|---------------------------|----------------|--|
| SMART | | | 112,000 | | | 112,000 | Additional computers to close computer gap |
| SMART | | | 3,000 | | | 3,000 | CAT 6 Data port Upgrade |
| SMART | | 100,000 | | | | 100,000 | Music Equipment Replacement |
| SMART | | | 9,000 | | | 9,000 | Technology Infrastructure (Servers, Racks, etc.) Upgrade |
| SMART | | | 42,000 | | | 42,000 | Wireless Network Upgrade |
| Complete Sub-Total | | 100,000 | 166,000 | | | 266,000 | |

| | | | | | | | |
|---------------------|-----------|---------|---------|---|---|-----------|--|
| School Total | 6,581,000 | 100,000 | 166,000 | 0 | 0 | 6,847,000 | |
|---------------------|-----------|---------|---------|---|---|-----------|--|

Lauderdale Manors Early Learning and Resource Center

Adopted District Educational Facilities Plan

| Project | Program Year 1 2015 | Program Year 2 2016 | Program Year 3 2017 | Program Year 4 2018 | Program Year 5 2019 | Total | Scope |
|----------------|---------------------|---------------------|---------------------|---------------------|---------------------|---------|-------------------|
| ADA | 135,249 | | | | | 135,249 | Renovate Restroom |
| DEFP Sub-Total | 135,249 | 0 | 0 | 0 | 0 | 135,249 | |

SMART Program

| Project | Program Year 1 2015 | Program Year 2 2016 | Program Year 3 2017 | Program Year 4 2018 | Program Year 5 2019 | Total | Scope |
|-----------------------|---------------------|---------------------|---------------------|---------------------|---------------------|-----------|---|
| Music & Art Equipment | 50,000 | | | | | 50,000 | Music Equipment Replacement |
| Renovation | 100,000 | | | | | 100,000 | School Choice Enhancement |
| Renovation | 1,502,000 | | | | | 1,502,000 | HVAC Improvements |
| Renovation | 1,336,807 | | | | | 1,336,807 | Building Envelope Improvements (Roof, Window, Ext Wall, etc.) |
| SMART Sub-Total | 2,988,807 | | | | | 2,988,807 | |

Completed

| Type | Program Year 1 2015 | Program Year 2 2016 | Program Year 3 2017 | Program Year 4 2018 | Program Year 5 2019 | Total | Scope |
|--------------------|---------------------|---------------------|---------------------|---------------------|---------------------|--------|-------------------------|
| SMART | | | 11,000 | | | 11,000 | CAT 6 Data port Upgrade |
| Complete Sub-Total | | | 11,000 | | | 11,000 | |

| | | | | | | | |
|---------------------|-----------|---|--------|---|---|-----------|--|
| School Total | 3,124,056 | 0 | 11,000 | 0 | 0 | 3,135,056 | |
|---------------------|-----------|---|--------|---|---|-----------|--|

Lauderhill 6-12 School

Adopted District Educational Facilities Plan

| Project | Program Year 1 2015 | Program Year 2 2016 | Program Year 3 2017 | Program Year 4 2018 | Program Year 5 2019 | Total | Scope |
|--|---------------------------|---------------------------|---------------------------|---------------------------|---------------------------|-------|-------|
| There are no DEFP projects for this location. | | | | | | | |

SMART Program

| Project | Program Year 1 2015 | Program Year 2 2016 | Program Year 3 2017 | Program Year 4 2018 | Program Year 5 2019 | Total | Scope |
|------------------------|---------------------------|---------------------------|---------------------------|---------------------------|---------------------------|------------------|--|
| Safety & Security | | 270,000 | | | | 270,000 | Single Point of Entry |
| Safety & Security | | 1,218,000 | | | | 1,218,000 | Fire Sprinklers |
| Safety & Security | | 461,000 | | | | 461,000 | Fire Alarm |
| Music & Art Equipment | | | 300,000 | | | 300,000 | Music Equipment Replacement |
| Athletics | | 121,000 | | | | 121,000 | Weight Room Renovation |
| Renovation | | 100,000 | | | | 100,000 | School Choice Enhancement |
| Renovation | | 1,868,000 | | | | 1,868,000 | Roof repairs, new elevator, remodel mezzanine, covered walkway, gym lights |
| Renovation | | 579,000 | | | | 579,000 | Media Center improvements |
| Renovation | | 1,879,000 | | | | 1,879,000 | HVAC Improvements |
| Renovation | | | 16,000 | | | 16,000 | CAT 6 Data port Upgrade |
| Renovation | | | 99,000 | | | 99,000 | Wireless Network Upgrade |
| Technology | | | 17,000 | | | 17,000 | Technology Infrastructure (Servers, Racks, etc.) Upgrade |
| SMART Sub-Total | | 6,496,000 | 432,000 | | | 6,928,000 | |

Completed

| Project | Program Year 1 2015 | Program Year 2 2016 | Program Year 3 2017 | Program Year 4 2018 | Program Year 5 2019 | Total | Scope |
|--|---------------------------|---------------------------|---------------------------|---------------------------|---------------------------|-------|-------|
| There are no Completed projects for this location | | | | | | | |

| | | | | | | |
|---------------------|---|-----------|---------|---|---|-----------|
| School Total | 0 | 6,496,000 | 432,000 | 0 | 0 | 6,928,000 |
|---------------------|---|-----------|---------|---|---|-----------|

Lauderhill-Paul Turner Elementary School

Adopted District Educational Facilities Plan

| Project | Program Year 1 2015 | Program Year 2 2016 | Program Year 3 2017 | Program Year 4 2018 | Program Year 5 2019 | Total | Scope |
|-----------------------------------|------------------------|------------------------|------------------------|------------------------|------------------------|---------|---|
| New Covered Walkway and Sidewalks | 130,000 | | | | | 130,000 | Provide aluminum walkway cover and side walk parent pick up and drop off area for segregation of elementary school students and high school students. In accordance with design criteria and building codes including, but not limited to all site demolition, site work, irrigation, landscaping, concrete side walk, concrete curbs, ramps, bollards, asphalt, striping, electrical, chain link fencing and gates as required for walkway cover area. |
| DEFP Sub-Total | 130,000 | 0 | 0 | 0 | 0 | 130,000 | |

SMART Program

| Project | Program Year 1 2015 | Program Year 2 2016 | Program Year 3 2017 | Program Year 4 2018 | Program Year 5 2019 | Total | Scope |
|-------------------|------------------------|------------------------|------------------------|------------------------|------------------------|-----------|---|
| Safety & Security | | | | | 912,000 | 912,000 | Fire Sprinklers |
| Renovation | | | | | 100,000 | 100,000 | School Choice Enhancement |
| Renovation | | | | | 148,000 | 148,000 | HVAC Improvements |
| Renovation | | | | | 1,235,000 | 1,235,000 | Building Envelope Improvements (Roof, Window, Ext Wall, etc.) |
| SMART Sub-Total | | | | | 2,395,000 | 2,395,000 | |

Completed

| Type | Program Year 1 2015 | Program Year 2 2016 | Program Year 3 2017 | Program Year 4 2018 | Program Year 5 2019 | Total | Scope |
|--------------------|------------------------|------------------------|------------------------|------------------------|------------------------|---------|--|
| SMART | | 165,000 | | | | 165,000 | Additional computers to close computer gap |
| SMART | | 18,000 | | | | 18,000 | CAT 6 Data port Upgrade |
| SMART | | | 50,000 | | | 50,000 | Music Equipment Replacement |
| SMART | | 33,000 | | | | 33,000 | Wireless Network Upgrade |
| Complete Sub-Total | | 216,000 | 50,000 | | | 266,000 | |

| | | | | | | | |
|---------------------|---------|---------|--------|---|-----------|-----------|--|
| School Total | 130,000 | 216,000 | 50,000 | 0 | 2,395,000 | 2,791,000 | |
|---------------------|---------|---------|--------|---|-----------|-----------|--|

Liberty Elementary School

Adopted District Educational Facilities Plan

| Project | Program Year 1 2015 | Program Year 2 2016 | Program Year 3 2017 | Program Year 4 2018 | Program Year 5 2019 | Total | Scope |
|---|---------------------------|---------------------------|---------------------------|---------------------------|---------------------------|-------|-------|
| There are no DEFP projects for this location. | | | | | | | |

SMART Program

| Project | Program Year 1 2015 | Program Year 2 2016 | Program Year 3 2017 | Program Year 4 2018 | Program Year 5 2019 | Total | Scope |
|------------------------|---------------------------|---------------------------|---------------------------|---------------------------|---------------------------|---------|---|
| Music & Art | | | | 136,000 | | 136,000 | Music Room Renovation |
| Music & Art Equipment | | | 50,000 | | | 50,000 | Music Equipment Replacement |
| Music & Art | | | | 169,000 | | 169,000 | Conversion of Existing Space to Music and/or Art Lab(s) |
| Athletics | | | | 7,000 | | 7,000 | PE/Athletic Improvements |
| Renovation | 100,000 | | | | | 100,000 | School Choice Enhancement |
| Renovation | | | 65,000 | | | 65,000 | HVAC Improvements |
| SMART Sub-Total | 100,000 | | 115,000 | 312,000 | | 527,000 | |

Completed

| Type | Program Year 1 2015 | Program Year 2 2016 | Program Year 3 2017 | Program Year 4 2018 | Program Year 5 2019 | Total | Scope |
|---------------------------|---------------------------|---------------------------|---------------------------|---------------------------|---------------------------|---------|--|
| SMART | | 262,000 | | | | 262,000 | Additional computers to close computer gap |
| SMART | | 1,000 | | | | 1,000 | CAT 6 Data port Upgrade |
| SMART | | 26,000 | | | | 26,000 | Technology Infrastructure (Servers, Racks, etc.) Upgrade |
| SMART | | 104,000 | | | | 104,000 | Wireless Network Upgrade |
| Complete Sub-Total | | 393,000 | | | | 393,000 | |

| | | | | | | | |
|---------------------|---------|---------|---------|---------|---|---------|--|
| School Total | 100,000 | 393,000 | 115,000 | 312,000 | 0 | 920,000 | |
|---------------------|---------|---------|---------|---------|---|---------|--|

Lloyd Estates Elementary School

Adopted District Educational Facilities Plan

| Project | Program Year 1 2015 | Program Year 2 2016 | Program Year 3 2017 | Program Year 4 2018 | Program Year 5 2019 | Total | Scope |
|---|---------------------------|---------------------------|---------------------------|---------------------------|---------------------------|-------|-------|
| There are no DEFP projects for this location. | | | | | | | |

SMART Program

| Project | Program Year 1 2015 | Program Year 2 2016 | Program Year 3 2017 | Program Year 4 2018 | Program Year 5 2019 | Total | Scope |
|------------------------|---------------------------|---------------------------|---------------------------|---------------------------|---------------------------|------------------|--|
| Safety & Security | | 280,000 | | | | 280,000 | Fire Sprinklers |
| Safety & Security | | 293,000 | | | | 293,000 | Fire Alarm |
| Renovation | | 100,000 | | | | 100,000 | School Choice Enhancement |
| Renovation | | 184,000 | | | | 184,000 | Media Center improvements |
| Renovation | | 870,000 | | | | 870,000 | HVAC Improvements |
| Renovation | | 625,000 | | | | 625,000 | Building Envelope Improvements (Roof, Window, Ext Wall, etc.) |
| SMART Sub-Total | | 2,352,000 | | | | 2,352,000 | |

Completed

| Type | Program Year 1 2015 | Program Year 2 2016 | Program Year 3 2017 | Program Year 4 2018 | Program Year 5 2019 | Total | Scope |
|---------------------------|---------------------------|---------------------------|---------------------------|---------------------------|---------------------------|----------------|---|
| SMART | | 151,000 | | | | 151,000 | Additional computers to close computer gap |
| SMART | | | 50,000 | | | 50,000 | Music Equipment Replacement |
| SMART | | 28,000 | | | | 28,000 | Wireless Network Upgrade |
| Complete Sub-Total | | 179,000 | 50,000 | | | 229,000 | |

| | | | | | | | |
|---------------------|---|-----------|--------|---|---|-----------|--|
| School Total | 0 | 2,531,000 | 50,000 | 0 | 0 | 2,581,000 | |
|---------------------|---|-----------|--------|---|---|-----------|--|

Lyons Creek Middle School

Adopted District Educational Facilities Plan

| Project | Program Year 1 2015 | Program Year 2 2016 | Program Year 3 2017 | Program Year 4 2018 | Program Year 5 2019 | Total | Scope |
|----------------------------|---------------------|---------------------|---------------------|---------------------|---------------------|--------|---|
| Pedestrian Bridge & Access | 90,502 | | | | | 90,502 | SBBC engaged in a joint agreement with the City of Coconut Creek, for the design of a Pedestrian Bridge and the association site work on School Board Property. The City is to absorb the cost of construction of the Bridge and SBBC to fund the on-site improvements. |
| DEFP Sub-Total | 90,502 | 0 | 0 | 0 | 0 | 90,502 | |

SMART Program

| Project | Program Year 1 2015 | Program Year 2 2016 | Program Year 3 2017 | Program Year 4 2018 | Program Year 5 2019 | Total | Scope |
|-----------------------|---------------------|---------------------|---------------------|---------------------|---------------------|-----------|---|
| Music & Art | | | | | 85,000 | 85,000 | Art Room Renovation and Equipment |
| Music & Art | | | | | 521,000 | 521,000 | Music Room Renovation |
| Music & Art Equipment | | | 100,000 | | | 100,000 | Music Equipment Replacement |
| Music & Art | | | | | 928,000 | 928,000 | Conversion of Existing Space to Music and/or Art Lab(s) |
| Renovation | | | | | 100,000 | 100,000 | School Choice Enhancement |
| Renovation | | | | | 264,000 | 264,000 | HVAC Improvements |
| Renovation | | | | | 1,251,000 | 1,251,000 | Building Envelope Improvements (Roof, Window, Ext Wall, etc.) |
| SMART Sub-Total | | | 100,000 | | 3,149,000 | 3,249,000 | |

Completed

| Type | Program Year 1 2015 | Program Year 2 2016 | Program Year 3 2017 | Program Year 4 2018 | Program Year 5 2019 | Total | Scope |
|--------------------|---------------------|---------------------|---------------------|---------------------|---------------------|---------|--|
| SMART | 225,000 | | | | | 225,000 | Additional computers to close computer gap |
| SMART | 11,000 | | | | | 11,000 | CAT 6 Data port Upgrade |
| SMART | 192,000 | | | | | 192,000 | Technology Infrastructure (Servers, Racks, etc.) Upgrade |
| Complete Sub-Total | 428,000 | | | | | 428,000 | |

| | | | | | | | |
|---------------------|---------|---|---------|---|-----------|-----------|--|
| School Total | 518,502 | 0 | 100,000 | 0 | 3,149,000 | 3,767,502 | |
|---------------------|---------|---|---------|---|-----------|-----------|--|

Manatee Bay Elementary School

Adopted District Educational Facilities Plan

| Project | Program Year 1 2015 | Program Year 2 2016 | Program Year 3 2017 | Program Year 4 2018 | Program Year 5 2019 | Total | Scope |
|------------------------------|---------------------|---------------------|---------------------|---------------------|---------------------|--------|---|
| Covered Walkway at Portables | 77,200 | | | | | 77,200 | Design and Install 200 Linear Feet of covered Canopy at Portable Units #1536P; 1537P; 1538P; 1539P; 15340P. |
| DEFP Sub-Total | 77,200 | 0 | 0 | 0 | 0 | 77,200 | |

SMART Program

| Project | Program Year 1 2015 | Program Year 2 2016 | Program Year 3 2017 | Program Year 4 2018 | Program Year 5 2019 | Total | Scope |
|-----------------------|---------------------|---------------------|---------------------|---------------------|---------------------|-----------|---|
| Music & Art | | 136,000 | | | | 136,000 | Music Room Renovation |
| Music & Art Equipment | | 50,000 | | | | 50,000 | Music Equipment Replacement |
| Music & Art | | 339,000 | | | | 339,000 | Conversion of Existing Space to Music and/or Art Lab(s) |
| Music & Art | | 65,000 | | | | 65,000 | Art Room Renovation and Equipment |
| Renovation | | 100,000 | | | | 100,000 | School Choice Enhancement |
| Renovation | | 357,000 | | | | 357,000 | HVAC Improvements |
| Renovation | | 862,000 | | | | 862,000 | Building Envelope Improvements (Roof, Window, Ext Wall, etc.) |
| SMART Sub-Total | | 1,909,000 | | | | 1,909,000 | |

Completed

| Type | Program Year 1 2015 | Program Year 2 2016 | Program Year 3 2017 | Program Year 4 2018 | Program Year 5 2019 | Total | Scope |
|--------------------|---------------------|---------------------|---------------------|---------------------|---------------------|---------|--|
| SMART | | 304,000 | | | | 304,000 | Additional computers to close computer gap |
| SMART | | 10,000 | | | | 10,000 | CAT 6 Data port Upgrade |
| SMART | | 65,000 | | | | 65,000 | Technology Infrastructure (Servers, Racks, etc.) Upgrade |
| SMART | | 103,000 | | | | 103,000 | Wireless Network Upgrade |
| Complete Sub-Total | | 482,000 | | | | 482,000 | |

| | | | | | | | |
|---------------------|--------|-----------|---|---|---|-----------|--|
| School Total | 77,200 | 2,391,000 | 0 | 0 | 0 | 2,468,200 | |
|---------------------|--------|-----------|---|---|---|-----------|--|

Maplewood Elementary School

Adopted District Educational Facilities Plan

| Project | Program Year 1 2015 | Program Year 2 2016 | Program Year 3 2017 | Program Year 4 2018 | Program Year 5 2019 | Total | Scope |
|-----------------------|---------------------|---------------------|---------------------|---------------------|---------------------|----------------|--|
| ADA | 955,505 | | | | | 955,505 | ADA Restrooms & Fire Sprinkler @ Restrooms |
| DEFP Sub-Total | 955,505 | 0 | 0 | 0 | 0 | 955,505 | |

SMART Program

| Project | Program Year 1 2015 | Program Year 2 2016 | Program Year 3 2017 | Program Year 4 2018 | Program Year 5 2019 | Total | Scope |
|------------------------|---------------------|---------------------|---------------------|---------------------|---------------------|------------------|---|
| Safety & Security | 293,695 | | | | | 293,695 | Fire Alarm |
| Renovation | | | 104,000 | | | 104,000 | HVAC Improvements |
| Renovation | 1,030,429 | | | | | 1,030,429 | Building Envelope Improvements (Roof, Window, Ext Wall, etc.) |
| Renovation | 100,000 | | | | | 100,000 | School Choice Enhancement |
| Renovation | | | | 258,000 | | 258,000 | Media Center improvements |
| SMART Sub-Total | 1,424,124 | | 104,000 | 258,000 | | 1,786,124 | |

Completed

| Type | Program Year 1 2015 | Program Year 2 2016 | Program Year 3 2017 | Program Year 4 2018 | Program Year 5 2019 | Total | Scope |
|---------------------------|---------------------|---------------------|---------------------|---------------------|---------------------|----------------|--|
| SMART | 148,000 | | | | | 148,000 | Additional computers to close computer gap |
| SMART | 14,000 | | | | | 14,000 | CAT 6 Data port Upgrade |
| SMART | | | 50,000 | | | 50,000 | Music Equipment Replacement |
| SMART | 84,000 | | | | | 84,000 | Technology Infrastructure (Servers, Racks, etc.) Upgrade |
| SMART | 85,000 | | | | | 85,000 | Wireless Network Upgrade |
| Complete Sub-Total | 331,000 | | 50,000 | | | 381,000 | |

| | | | | | | | |
|---------------------|------------------|----------|----------------|----------------|----------|------------------|--|
| School Total | 2,710,629 | 0 | 154,000 | 258,000 | 0 | 3,122,629 | |
|---------------------|------------------|----------|----------------|----------------|----------|------------------|--|

Margate Elementary School

Adopted District Educational Facilities Plan

| Project | Program Year 1 2015 | Program Year 2 2016 | Program Year 3 2017 | Program Year 4 2018 | Program Year 5 2019 | Total | Scope |
|---|---------------------------|---------------------------|---------------------------|---------------------------|---------------------------|-------|-------|
| There are no DEFP projects for this location. | | | | | | | |

SMART Program

| Project | Program Year 1 2015 | Program Year 2 2016 | Program Year 3 2017 | Program Year 4 2018 | Program Year 5 2019 | Total | Scope |
|------------------------|---------------------------|---------------------------|---------------------------|---------------------------|---------------------------|------------------|---|
| Safety & Security | 531,000 | | | | | 531,000 | Fire Sprinklers |
| Safety & Security | 195,000 | | | | | 195,000 | Single Point of Entry |
| Music & Art | | 136,000 | | | | 136,000 | Music Room Renovation |
| Music & Art Equipment | | 50,000 | | | | 50,000 | Music Equipment Replacement |
| Music & Art | 169,000 | | | | | 169,000 | Conversion of Existing Space to Music and/or Art Lab(s) |
| Renovation | 2,238,753 | | | | | 2,238,753 | Building Envelope Improvements (Roof, Window, Ext Wall, etc.) |
| Renovation | 683,000 | | | | | 683,000 | Replacement of building 1 |
| Renovation | 666,000 | | | | | 666,000 | HVAC Improvements |
| Renovation | 100,000 | | | | | 100,000 | School Choice Enhancement |
| SMART Sub-Total | 4,582,753 | 186,000 | | | | 4,768,753 | |

Completed

| Type | Program Year 1 2015 | Program Year 2 2016 | Program Year 3 2017 | Program Year 4 2018 | Program Year 5 2019 | Total | Scope |
|---------------------------|---------------------------|---------------------------|---------------------------|---------------------------|---------------------------|----------------|--|
| SMART | | 228,000 | | | | 228,000 | Additional computers to close computer gap |
| SMART | | 14,000 | | | | 14,000 | CAT 6 Data port Upgrade |
| SMART | | 34,000 | | | | 34,000 | Technology Infrastructure (Servers, Racks, etc.) Upgrade |
| SMART | | 111,000 | | | | 111,000 | Wireless Network Upgrade |
| Complete Sub-Total | | 387,000 | | | | 387,000 | |

| | | | | | | | |
|---------------------|-----------|---------|---|---|---|-----------|--|
| School Total | 4,582,753 | 573,000 | 0 | 0 | 0 | 5,155,753 | |
|---------------------|-----------|---------|---|---|---|-----------|--|

Margate Middle School

Adopted District Educational Facilities Plan

| Project | Program Year 1 2015 | Program Year 2 2016 | Program Year 3 2017 | Program Year 4 2018 | Program Year 5 2019 | Total | Scope |
|--|---------------------------|---------------------------|---------------------------|---------------------------|---------------------------|-------|-------|
| There are no DEFP projects for this location. | | | | | | | |

SMART Program

| Project | Program Year 1 2015 | Program Year 2 2016 | Program Year 3 2017 | Program Year 4 2018 | Program Year 5 2019 | Total | Scope |
|------------------------|---------------------------|---------------------------|---------------------------|---------------------------|---------------------------|------------------|---|
| Safety & Security | | | 233,000 | | | 233,000 | Single Point of Entry |
| Safety & Security | | | 461,000 | | | 461,000 | Fire Alarm |
| Safety & Security | | | 57,000 | | | 57,000 | Safety / Security Upgrade |
| Safety & Security | | | 1,412,000 | | | 1,412,000 | Fire Sprinklers |
| Music & Art | | | 284,000 | | | 284,000 | Conversion of Existing Space to Music and/or Art Lab(s) |
| Music & Art | | | 85,000 | | | 85,000 | Art Room Renovation and Equipment |
| Music & Art Equipment | | | 100,000 | | | 100,000 | Music Equipment Replacement |
| Renovation | | | 17,000 | | | 17,000 | CAT 6 Data port Upgrade |
| Renovation | | | 371,000 | | | 371,000 | Electrical Improvements |
| Renovation | | | 4,288,000 | | | 4,288,000 | Building Envelope Improvements (Roof, Window, Ext Wall, etc.) |
| Renovation | | | 543,000 | | | 543,000 | Media Center improvements |
| Renovation | | | 100,000 | | | 100,000 | School Choice Enhancement |
| Renovation | | | 119,000 | | | 119,000 | Wireless Network Upgrade |
| Renovation | | | 1,135,000 | | | 1,135,000 | HVAC Improvements |
| Technology | | | 4,000 | | | 4,000 | Technology Infrastructure (Servers, Racks, etc.) Upgrade |
| Technology | | | 146,000 | | | 146,000 | Additional computers to close computer gap |
| SMART Sub-Total | | | 9,355,000 | | | 9,355,000 | |

Completed

| Project | Program Year 1 2015 | Program Year 2 2016 | Program Year 3 2017 | Program Year 4 2018 | Program Year 5 2019 | Total | Scope |
|--|---------------------------|---------------------------|---------------------------|---------------------------|---------------------------|-------|-------|
| There are no Completed projects for this location | | | | | | | |

School Total

0

0

9,355,000

Page 125

0

0

9,355,000

DEFP FY18 - September 6, 2017

Markham, C. Robert Elementary School

Adopted District Educational Facilities Plan

| Project | Program Year 1 2015 | Program Year 2 2016 | Program Year 3 2017 | Program Year 4 2018 | Program Year 5 2019 | Total | Scope |
|---|---------------------------|---------------------------|---------------------------|---------------------------|---------------------------|-------|-------|
| There are no DEFP projects for this location. | | | | | | | |

SMART Program

| Project | Program Year 1 2015 | Program Year 2 2016 | Program Year 3 2017 | Program Year 4 2018 | Program Year 5 2019 | Total | Scope |
|------------------------|---------------------------|---------------------------|---------------------------|---------------------------|---------------------------|-----------|--|
| Safety & Security | | | 310,000 | | | 310,000 | Fire Sprinklers |
| Safety & Security | | | 294,000 | | | 294,000 | Fire Alarm |
| Music & Art Equipment | 50,000 | | | | | 50,000 | Music Equipment Replacement |
| Renovation | | | 656,000 | | | 656,000 | Building Envelope Improvements (Roof, Window, Ext Wall, etc.) |
| Renovation | | | 100,000 | | | 100,000 | School Choice Enhancement |
| Renovation | | | 7,440,000 | | | 7,440,000 | Replacement of building 1 |
| Renovation | | | 459,000 | | | 459,000 | HVAC Improvements |
| SMART Sub-Total | 50,000 | | 9,259,000 | | | 9,309,000 | |

Completed

| Type | Program Year 1 2015 | Program Year 2 2016 | Program Year 3 2017 | Program Year 4 2018 | Program Year 5 2019 | Total | Scope |
|---------------------------|---------------------------|---------------------------|---------------------------|---------------------------|---------------------------|---------|---|
| SMART | | 155,000 | | | | 155,000 | Additional computers to close computer gap |
| SMART | | 4,000 | | | | 4,000 | Technology Infrastructure (Servers, Racks, etc.) Upgrade |
| SMART | | 42,000 | | | | 42,000 | Wireless Network Upgrade |
| Complete Sub-Total | | 201,000 | | | | 201,000 | |

| | | | | | | | |
|---------------------|--------|---------|-----------|---|---|-----------|--|
| School Total | 50,000 | 201,000 | 9,259,000 | 0 | 0 | 9,510,000 | |
|---------------------|--------|---------|-----------|---|---|-----------|--|

McArthur High School

Adopted District Educational Facilities Plan

| Project | Program Year 1 2015 | Program Year 2 2016 | Program Year 3 2017 | Program Year 4 2018 | Program Year 5 2019 | Total | Scope |
|--|---------------------|---------------------|---------------------|---------------------|---------------------|-----------|--|
| New Aluminum Canopies | 212,265 | | | | | 212,265 | Install new aluminum canopies along the existing walkways from the Cafeteria Building to the Auditorium and from the main entrance to the Guidance entrance. |
| Replace Roof Top AC Units at Building 1 & 20 | 255,656 | | | | | 255,656 | Replace the existing roof top air conditioning units at Building 1 and 20. |
| Replacement of Building 6 | | | | 5,800,000 | | 5,800,000 | Replacement of Building 6 |
| DEFP Sub-Total | 467,921 | 0 | 0 | 5,800,000 | 0 | 6,267,921 | |

SMART Program

| Project | Program Year 1 2015 | Program Year 2 2016 | Program Year 3 2017 | Program Year 4 2018 | Program Year 5 2019 | Total | Scope |
|-----------------------------------|---------------------|---------------------|----------------------|---------------------|---------------------|----------------------|---|
| Safety & Security* | | | -540,000- | | | -540,000- | Single Point of Entry |
| Safety & Security | | | | 387,842 | | 387,842 | Safety / Security Upgrade |
| Safety & Security | | | | 1,014,836 | | 1,014,836 | Fire Sprinklers |
| Athletics | | | | 121,000 | | 121,000 | Weight Room Renovation |
| Renovation | | | 164,000 | | | 164,000 | Wireless Network Upgrade |
| Renovation | | | | 1,562,902 | | 1,562,902 | STEM Lab improvements |
| Renovation | | | | 100,000 | | 100,000 | School Choice Enhancement |
| Renovation | | | | 635,000 | | 635,000 | Replacement of building 1 |
| Renovation | | | | 409,875 | | 409,875 | Media Center improvements |
| Renovation | | | | 2,874,604 | | 2,874,604 | HVAC Improvements |
| Renovation | | | | 1,120,508 | | 1,120,508 | Electrical Improvements |
| Renovation | | | 27,000 | | | 27,000 | CAT 6 Data port Upgrade |
| Renovation | | | | 2,005,929 | | 2,005,929 | Building Envelope Improvements (Roof, Window, Ext Wall, etc.) |
| Technology | | | 26,000 | | | 26,000 | Technology Infrastructure (Servers, Racks, etc.) Upgrade |
| Technology | | | 263,000 | | | 263,000 | Additional computers to close computer gap |
| SMART Sub-Total | | | 480,000 | 10,232,496 | | 10,712,496 | |

*Determined that Single Point of Entry standards were previously met and SMART funding was not used to complete this project.

McArthur High School

Completed

| Type | Program Year 1 2015 | Program Year 2 2016 | Program Year 3 2017 | Program Year 4 2018 | Program Year 5 2019 | Total | Scope |
|---------------------------|---------------------------|---------------------------|---------------------------|---------------------------|---------------------------|------------|-----------------------------|
| Other Capital Funds | | | 540,000 | | | 540,000 | Single Point of Entry |
| SMART | | 300,000 | | | | 300,000 | Music Equipment Replacement |
| Complete Sub-Total | | 300,000 | 540,000 | | | 840,000 | |
| School Total | 467,921 | 300,000 | 1,020,000 | 16,032,496 | 0 | 17,820,417 | |

McFatter Technical College

Adopted District Educational Facilities Plan

| Project | Program Year 1 2015 | Program Year 2 2016 | Program Year 3 2017 | Program Year 4 2018 | Program Year 5 2019 | Total | Scope |
|-----------------------|---------------------------|---------------------------|---------------------------|---------------------------|---------------------------|--------|-----------------------|
| ADA | 47,525 | | | | | 47,525 | ADA Renovate Restroom |
| DEFP Sub-Total | 47,525 | 0 | 0 | 0 | 0 | 47,525 | |

SMART Program

| Project | Program Year 1 2015 | Program Year 2 2016 | Program Year 3 2017 | Program Year 4 2018 | Program Year 5 2019 | Total | Scope |
|------------------------|---------------------------|---------------------------|---------------------------|---------------------------|---------------------------|-----------|---|
| Safety & Security | | 56,000 | | | | 56,000 | Safety / Security Upgrade |
| Safety & Security | | 292,000 | | | | 292,000 | Fire Sprinklers |
| Safety & Security | | 672,000 | | | | 672,000 | Fire Alarm |
| Renovation | | 100,000 | | | | 100,000 | School Choice Enhancement |
| Renovation | | 151,000 | | | | 151,000 | Media Center improvements |
| Renovation | 3,296,000 | | | | | 3,296,000 | HVAC repairs to include buildings 1,2,4,5. |
| Renovation | | 577,000 | | | | 577,000 | Electrical Improvements |
| Renovation | | 2,280,000 | | | | 2,280,000 | Building Envelope Improvements (Roof, Window, Ext Wall, etc.) |
| SMART Sub-Total | 3,296,000 | 4,128,000 | | | | 7,424,000 | |

Completed

| Type | Program Year 1 2015 | Program Year 2 2016 | Program Year 3 2017 | Program Year 4 2018 | Program Year 5 2019 | Total | Scope |
|---------------------------|---------------------------|---------------------------|---------------------------|---------------------------|---------------------------|---------|--|
| SMART | 16,000 | | | | | 16,000 | CAT 6 Data port Upgrade |
| SMART | 362,000 | | | | | 362,000 | Technology Infrastructure (Servers, Racks, etc.) Upgrade |
| SMART | 110,000 | | | | | 110,000 | Wireless Network Upgrade |
| Complete Sub-Total | 488,000 | | | | | 488,000 | |

| | | | | | | | |
|---------------------|-----------|-----------|---|---|---|-----------|--|
| School Total | 3,831,525 | 4,128,000 | 0 | 0 | 0 | 7,959,525 | |
|---------------------|-----------|-----------|---|---|---|-----------|--|

McFatter Technical, Broward Fire Academy

Adopted District Educational Facilities Plan

| Project | Program Year 1 2015 | Program Year 2 2016 | Program Year 3 2017 | Program Year 4 2018 | Program Year 5 2019 | Total | Scope |
|---|---------------------------|---------------------------|---------------------------|---------------------------|---------------------------|-------|-------|
| There are no DEFP projects for this location. | | | | | | | |

SMART Program

| Project | Program Year 1 2015 | Program Year 2 2016 | Program Year 3 2017 | Program Year 4 2018 | Program Year 5 2019 | Total | Scope |
|------------------------|---------------------------|---------------------------|---------------------------|---------------------------|---------------------------|----------------|--|
| Safety & Security | | | 107,000 | | | 107,000 | Fire Sprinklers |
| Renovation | 100,000 | | | | | 100,000 | School Choice Enhancement |
| Renovation | 149,000 | | | | | 149,000 | Building Envelope Improvements (Roof, Window, Ext Wall, etc.) |
| SMART Sub-Total | 249,000 | | 107,000 | | | 356,000 | |

Completed

| Type | Program Year 1 2015 | Program Year 2 2016 | Program Year 3 2017 | Program Year 4 2018 | Program Year 5 2019 | Total | Scope |
|---------------------------|---------------------------|---------------------------|---------------------------|---------------------------|---------------------------|---------------|---|
| SMART | | | 13,000 | | | 13,000 | Technology Infrastructure (Servers, Racks, etc.) Upgrade |
| Complete Sub-Total | | | 13,000 | | | 13,000 | |

| | | | | | | | |
|---------------------|---------|---|---------|---|---|---------|--|
| School Total | 249,000 | 0 | 120,000 | 0 | 0 | 369,000 | |
|---------------------|---------|---|---------|---|---|---------|--|

McNab Elementary School

Adopted District Educational Facilities Plan

| Project | Program Year 1 2015 | Program Year 2 2016 | Program Year 3 2017 | Program Year 4 2018 | Program Year 5 2019 | Total | Scope |
|---|---------------------------|---------------------------|---------------------------|---------------------------|---------------------------|-------|-------|
| There are no DEFP projects for this location. | | | | | | | |

SMART Program

| Project | Program Year 1 2015 | Program Year 2 2016 | Program Year 3 2017 | Program Year 4 2018 | Program Year 5 2019 | Total | Scope |
|------------------------|---------------------------|---------------------------|---------------------------|---------------------------|---------------------------|-----------|--|
| Music & Art Equipment | 50,000 | | | | | 50,000 | Music Equipment Replacement |
| Renovation | | | 100,000 | | | 100,000 | School Choice Enhancement |
| Renovation | | | 317,000 | | | 317,000 | HVAC Improvements |
| Renovation | | | 978,000 | | | 978,000 | Building Envelope Improvements (Roof, Window, Ext Wall, etc.) |
| SMART Sub-Total | 50,000 | | 1,395,000 | | | 1,445,000 | |

Completed

| Type | Program Year 1 2015 | Program Year 2 2016 | Program Year 3 2017 | Program Year 4 2018 | Program Year 5 2019 | Total | Scope |
|---------------------------|---------------------------|---------------------------|---------------------------|---------------------------|---------------------------|---------|---|
| SMART | 124,000 | | | | | 124,000 | Additional computers to close computer gap |
| SMART | 13,000 | | | | | 13,000 | CAT 6 Data port Upgrade |
| SMART | 92,000 | | | | | 92,000 | Technology Infrastructure (Servers, Racks, etc.) Upgrade |
| SMART | 39,000 | | | | | 39,000 | Wireless Network Upgrade |
| Complete Sub-Total | 268,000 | | | | | 268,000 | |

| | | | | | | | |
|---------------------|---------|---|-----------|---|---|-----------|--|
| School Total | 318,000 | 0 | 1,395,000 | 0 | 0 | 1,713,000 | |
|---------------------|---------|---|-----------|---|---|-----------|--|

McNicol Middle School

Adopted District Educational Facilities Plan

| Project | Program Year 1 2015 | Program Year 2 2016 | Program Year 3 2017 | Program Year 4 2018 | Program Year 5 2019 | Total | Scope |
|---|---------------------------|---------------------------|---------------------------|---------------------------|---------------------------|-------|-------|
| There are no DEFP projects for this location. | | | | | | | |

SMART Program

| Project | Program Year 1 2015 | Program Year 2 2016 | Program Year 3 2017 | Program Year 4 2018 | Program Year 5 2019 | Total | Scope |
|------------------------|---------------------------|---------------------------|---------------------------|---------------------------|---------------------------|------------------|---|
| Safety & Security | | | 233,000 | | | 233,000 | Single Point of Entry |
| Safety & Security | 21,000 | | | | | 21,000 | Fire Sprinklers |
| Music & Art | | | | 521,000 | | 521,000 | Music Room Renovation |
| Music & Art Equipment | | | 100,000 | | | 100,000 | Music Equipment Replacement |
| Music & Art | | | | 322,000 | | 322,000 | Conversion of Existing Space to Music and/or Art Lab(s) |
| Renovation | 100,000 | | | | | 100,000 | School Choice Enhancement |
| Renovation | | | | 205,000 | | 205,000 | HVAC Improvements |
| Renovation | | 276,000 | | | | 276,000 | Building Envelope Improvements (Roof, Window, Ext Wall, etc.) |
| SMART Sub-Total | 121,000 | 276,000 | 333,000 | 1,048,000 | | 1,778,000 | |

Completed

| Type | Program Year 1 2015 | Program Year 2 2016 | Program Year 3 2017 | Program Year 4 2018 | Program Year 5 2019 | Total | Scope |
|---------------------------|---------------------------|---------------------------|---------------------------|---------------------------|---------------------------|---------------|--------------------------|
| SMART | | | 19,000 | | | 19,000 | CAT 6 Data port Upgrade |
| SMART | | | 46,000 | | | 46,000 | Wireless Network Upgrade |
| Complete Sub-Total | | | 65,000 | | | 65,000 | |

| | | | | | | | |
|---------------------|---------|---------|---------|-----------|---|-----------|--|
| School Total | 121,000 | 276,000 | 398,000 | 1,048,000 | 0 | 1,843,000 | |
|---------------------|---------|---------|---------|-----------|---|-----------|--|

Meadowbrook Elementary School

Adopted District Educational Facilities Plan

| Project | Program Year 1 2015 | Program Year 2 2016 | Program Year 3 2017 | Program Year 4 2018 | Program Year 5 2019 | Total | Scope |
|---|---------------------------|---------------------------|---------------------------|---------------------------|---------------------------|-------|-------|
| There are no DEFP projects for this location. | | | | | | | |

SMART Program

| Project | Program Year 1 2015 | Program Year 2 2016 | Program Year 3 2017 | Program Year 4 2018 | Program Year 5 2019 | Total | Scope |
|------------------------|---------------------------|---------------------------|---------------------------|---------------------------|---------------------------|-----------|--|
| Safety & Security | | | | | 462,000 | 462,000 | Fire Sprinklers |
| Music & Art Equipment | | | 50,000 | | | 50,000 | Music Equipment Replacement |
| Renovation | | | | | 100,000 | 100,000 | School Choice Enhancement |
| Renovation | | | | | 132,000 | 132,000 | HVAC Improvements |
| Renovation | | | | | 333,000 | 333,000 | Electrical Improvements |
| Renovation | | | | | 134,000 | 134,000 | Building Envelope Improvements (Roof, Window, Ext Wall, etc.) |
| SMART Sub-Total | | | 50,000 | | 1,161,000 | 1,211,000 | |

Completed

| Type | Program Year 1 2015 | Program Year 2 2016 | Program Year 3 2017 | Program Year 4 2018 | Program Year 5 2019 | Total | Scope |
|---------------------------|---------------------------|---------------------------|---------------------------|---------------------------|---------------------------|---------|--|
| SMART | | 183,000 | | | | 183,000 | Additional computers to close computer gap |
| SMART | | 4,000 | | | | 4,000 | CAT 6 Data port Upgrade |
| SMART | | 36,000 | | | | 36,000 | Wireless Network Upgrade |
| Complete Sub-Total | | 223,000 | | | | 223,000 | |

| | | | | | | | |
|---------------------|---|---------|--------|---|-----------|-----------|--|
| School Total | 0 | 223,000 | 50,000 | 0 | 1,161,000 | 1,434,000 | |
|---------------------|---|---------|--------|---|-----------|-----------|--|

Millennium 6-12 Collegiate Academy

Adopted District Educational Facilities Plan

| Project | Program Year 1 2015 | Program Year 2 2016 | Program Year 3 2017 | Program Year 4 2018 | Program Year 5 2019 | Total | Scope |
|---|------------------------|------------------------|------------------------|------------------------|------------------------|-------|-------|
| There are no DEFP projects for this location. | | | | | | | |

SMART Program

| Project | Program Year 1 2015 | Program Year 2 2016 | Program Year 3 2017 | Program Year 4 2018 | Program Year 5 2019 | Total | Scope |
|-----------------------|------------------------|------------------------|------------------------|------------------------|------------------------|-----------|---|
| Safety & Security | | | | 50,000 | | 50,000 | Fire Alarm |
| Music & Art | | | | 85,000 | | 85,000 | Art Room Renovation and Equipment |
| Music & Art | | | | 284,000 | | 284,000 | Conversion of Existing Space to Music and/or Art Lab(s) |
| Music & Art Equipment | | | 100,000 | | | 100,000 | Music Equipment Replacement |
| Renovation | | | | 100,000 | | 100,000 | School Choice Enhancement |
| Renovation | | | | 1,295,000 | | 1,295,000 | Building Envelope Improvements (Roof, Window, Ext Wall, etc.) |
| Renovation | | | | 1,221,000 | | 1,221,000 | HVAC Improvements |
| SMART Sub-Total | | | 100,000 | 3,035,000 | | 3,135,000 | |

Completed

| Type | Program Year 1 2015 | Program Year 2 2016 | Program Year 3 2017 | Program Year 4 2018 | Program Year 5 2019 | Total | Scope |
|--------------------|------------------------|------------------------|------------------------|------------------------|------------------------|---------|--|
| SMART | | 290,000 | | | | 290,000 | Additional computers to close computer gap |
| SMART | | 124,000 | | | | 124,000 | Wireless Network Upgrade |
| Complete Sub-Total | | 414,000 | | | | 414,000 | |

| | | | | | | | |
|---------------------|---|---------|---------|-----------|---|-----------|--|
| School Total | 0 | 414,000 | 100,000 | 3,035,000 | 0 | 3,549,000 | |
|---------------------|---|---------|---------|-----------|---|-----------|--|

Miramar Elementary School

Adopted District Educational Facilities Plan

| Project | Program Year 1 2015 | Program Year 2 2016 | Program Year 3 2017 | Program Year 4 2018 | Program Year 5 2019 | Total | Scope |
|---|---------------------------|---------------------------|---------------------------|---------------------------|---------------------------|-------|-------|
| There are no DEFP projects for this location. | | | | | | | |

SMART Program

| Project | Program Year 1 2015 | Program Year 2 2016 | Program Year 3 2017 | Program Year 4 2018 | Program Year 5 2019 | Total | Scope |
|------------------------|---------------------------|---------------------------|---------------------------|---------------------------|---------------------------|------------------|--|
| Music & Art Equipment | | | 50,000 | | | 50,000 | Music Equipment Replacement |
| Renovation | 100,000 | | | | | 100,000 | School Choice Enhancement |
| Renovation | 2,943,000 | | | | | 2,943,000 | HVAC Improvements |
| Renovation | 855,000 | | | | | 855,000 | Building Envelope Improvements (Roof, Window, Ext Wall, etc.) |
| SMART Sub-Total | 3,898,000 | | 50,000 | | | 3,948,000 | |

Completed

| Type | Program Year 1 2015 | Program Year 2 2016 | Program Year 3 2017 | Program Year 4 2018 | Program Year 5 2019 | Total | Scope |
|---------------------------|---------------------------|---------------------------|---------------------------|---------------------------|---------------------------|----------------|---|
| SMART | | 210,000 | | | | 210,000 | Additional computers to close computer gap |
| SMART | | 12,000 | | | | 12,000 | CAT 6 Data port Upgrade |
| SMART | | 17,000 | | | | 17,000 | Technology Infrastructure (Servers, Racks, etc.) Upgrade |
| SMART | | 84,000 | | | | 84,000 | Wireless Network Upgrade |
| Complete Sub-Total | | 323,000 | | | | 323,000 | |

| | | | | | | | |
|---------------------|-----------|---------|--------|---|---|-----------|--|
| School Total | 3,898,000 | 323,000 | 50,000 | 0 | 0 | 4,271,000 | |
|---------------------|-----------|---------|--------|---|---|-----------|--|

Miramar High School

Adopted District Educational Facilities Plan

| Project | Program Year 1 2015 | Program Year 2 2016 | Program Year 3 2017 | Program Year 4 2018 | Program Year 5 2019 | Total | Scope |
|--|---------------------------|---------------------------|---------------------------|---------------------------|---------------------------|-------|-------|
| There are no DEFP projects for this location. | | | | | | | |

SMART Program

| Project | Program Year 1 2015 | Program Year 2 2016 | Program Year 3 2017 | Program Year 4 2018 | Program Year 5 2019 | Total | Scope |
|------------------------|---------------------------|---------------------------|---------------------------|---------------------------|---------------------------|-------------------|---|
| Safety & Security | | | 540,000 | | | 540,000 | Single Point of Entry |
| Safety & Security | | | | 45,000 | | 45,000 | Fire Sprinklers |
| Safety & Security | | | | 1,174,000 | | 1,174,000 | Fire Alarm |
| Music & Art | | | | 713,000 | | 713,000 | Music Room Renovation |
| Music & Art Equipment | | | 300,000 | | | 300,000 | Music Equipment Replacement |
| Music & Art | | | | 302,000 | | 302,000 | Conversion of Existing Space to Music and/or Art Lab(s) |
| Athletics | 300,000 | | | | | 300,000 | Track Resurfacing |
| Athletics | | | | 121,000 | | 121,000 | Weight Room Renovation |
| Renovation | | | | 966,000 | | 966,000 | Building Envelope Improvements (Roof, Window, Ext Wall, etc.) |
| Renovation | | | | 844,000 | | 844,000 | STEM Lab improvements |
| Renovation | | | | 100,000 | | 100,000 | School Choice Enhancement |
| Renovation | | | | 5,301,000 | | 5,301,000 | HVAC Improvements |
| Renovation | | | | 792,000 | | 792,000 | Electrical Improvements |
| Renovation | | | | 870,000 | | 870,000 | Media Center improvements |
| SMART Sub-Total | 300,000 | | 840,000 | 11,228,000 | | 12,368,000 | |

Completed

| Type | Program Year 1 2015 | Program Year 2 2016 | Program Year 3 2017 | Program Year 4 2018 | Program Year 5 2019 | Total | Scope |
|---------------------------|---------------------------|---------------------------|---------------------------|---------------------------|---------------------------|----------------|--|
| SMART | | 598,000 | | | | 598,000 | Additional computers to close computer gap |
| SMART | | 31,000 | | | | 31,000 | CAT 6 Data port Upgrade |
| SMART | | 217,000 | | | | 217,000 | Wireless Network Upgrade |
| Complete Sub-Total | | 846,000 | | | | 846,000 | |

| | | | | | | | |
|---------------------|---------|---------|---------|------------|---|------------|--|
| School Total | 300,000 | 846,000 | 840,000 | 11,228,000 | 0 | 13,214,000 | |
|---------------------|---------|---------|---------|------------|---|------------|--|

Mirror Lake Elementary School

Adopted District Educational Facilities Plan

| Project | Program Year 1 2015 | Program Year 2 2016 | Program Year 3 2017 | Program Year 4 2018 | Program Year 5 2019 | Total | Scope |
|--|---------------------------|---------------------------|---------------------------|---------------------------|---------------------------|-------|-------|
| There are no DEFP projects for this location. | | | | | | | |

SMART Program

| Project | Program Year 1 2015 | Program Year 2 2016 | Program Year 3 2017 | Program Year 4 2018 | Program Year 5 2019 | Total | Scope |
|------------------------|---------------------------|---------------------------|---------------------------|---------------------------|---------------------------|------------------|--|
| Safety & Security | | | 225,000 | | | 225,000 | Fire Sprinklers |
| Music & Art Equipment | | | 50,000 | | | 50,000 | Music Equipment Replacement |
| Renovation | | | 70,000 | | | 70,000 | Wireless Network Upgrade |
| Renovation | | | 100,000 | | | 100,000 | School Choice Enhancement |
| Renovation | | | 175,000 | | | 175,000 | Media Center improvements |
| Renovation | | | 357,000 | | | 357,000 | HVAC Improvements |
| Renovation | | | 15,000 | | | 15,000 | CAT 6 Data port Upgrade |
| Renovation | | | 963,000 | | | 963,000 | Building Envelope Improvements (Roof, Window, Ext Wall, etc.) |
| Technology | | | 60,000 | | | 60,000 | Additional computers to close computer gap |
| SMART Sub-Total | | | 2,015,000 | | | 2,015,000 | |

Completed

| Project | Program Year 1 2015 | Program Year 2 2016 | Program Year 3 2017 | Program Year 4 2018 | Program Year 5 2019 | Total | Scope |
|--|---------------------------|---------------------------|---------------------------|---------------------------|---------------------------|-------|-------|
| There are no Completed projects for this location | | | | | | | |

| | | | | | | | |
|---------------------|---|---|-----------|---|---|-----------|--|
| School Total | 0 | 0 | 2,015,000 | 0 | 0 | 2,015,000 | |
|---------------------|---|---|-----------|---|---|-----------|--|

Monarch High School

Adopted District Educational Facilities Plan

| Project | Program Year 1 2015 | Program Year 2 2016 | Program Year 3 2017 | Program Year 4 2018 | Program Year 5 2019 | Total | Scope |
|---|---------------------------|---------------------------|---------------------------|---------------------------|---------------------------|-------|-------|
| There are no DEFP projects for this location. | | | | | | | |

SMART Program

| Project | Program Year 1 2015 | Program Year 2 2016 | Program Year 3 2017 | Program Year 4 2018 | Program Year 5 2019 | Total | Scope |
|-----------------|---------------------------|---------------------------|---------------------------|---------------------------|---------------------------|-----------|--|
| Athletics | | | 300,000 | | | 300,000 | Track Resurfacing |
| Athletics | | | | | 121,000 | 121,000 | Weight Room Renovation |
| Renovation | | | | | 100,000 | 100,000 | School Choice Enhancement |
| Renovation | | | | | 425,000 | 425,000 | HVAC Improvements |
| Renovation | | | | | 1,799,000 | 1,799,000 | Building Envelope Improvements (Roof, Window, Ext Wall, etc.) |
| SMART Sub-Total | | | 300,000 | | 2,445,000 | 2,745,000 | |

Completed

| Type | Program Year 1 2015 | Program Year 2 2016 | Program Year 3 2017 | Program Year 4 2018 | Program Year 5 2019 | Total | Scope |
|--------------------|---------------------------|---------------------------|---------------------------|---------------------------|---------------------------|-----------|---|
| SMART | | 596,000 | | | | 596,000 | Additional computers to close computer gap |
| SMART | | 14,000 | | | | 14,000 | CAT 6 Data port Upgrade |
| SMART | 300,000 | | | | | 300,000 | Music Equipment Replacement |
| SMART | | 304,000 | | | | 304,000 | Technology Infrastructure (Servers, Racks, etc.) Upgrade |
| Complete Sub-Total | 300,000 | 914,000 | | | | 1,214,000 | |

| | | | | | | | |
|---------------------|---------|---------|---------|---|-----------|-----------|--|
| School Total | 300,000 | 914,000 | 300,000 | 0 | 2,445,000 | 3,959,000 | |
|---------------------|---------|---------|---------|---|-----------|-----------|--|

Morrow Elementary School

Adopted District Educational Facilities Plan

| Project | Program Year 1 2015 | Program Year 2 2016 | Program Year 3 2017 | Program Year 4 2018 | Program Year 5 2019 | Total | Scope |
|-----------------------|---------------------------|---------------------------|---------------------------|---------------------------|---------------------------|--------|----------------|
| ADA | 81,975 | | | | | 81,975 | ADA Stage Lift |
| DEFP Sub-Total | 81,975 | 0 | 0 | 0 | 0 | 81,975 | |

SMART Program

| Project | Program Year 1 2015 | Program Year 2 2016 | Program Year 3 2017 | Program Year 4 2018 | Program Year 5 2019 | Total | Scope |
|-----------------------------------|---------------------------|---------------------------|---------------------------|---------------------------|---------------------------|---------------------|--|
| Safety & Security* | | | -60,000- | | | -60,000- | Single Point of Entry |
| Safety & Security | 1,564,648 | | | | | 1,564,648 | Fire Sprinkler Protection and Fire Alarm |
| Music & Art Equipment | | 50,000 | | | | 50,000 | Music Equipment Replacement |
| Renovation | | | 211,000 | | | 211,000 | HVAC Improvements |
| Renovation | | | 322,000 | | | 322,000 | Electrical Improvements |
| Renovation | | | 13,000 | | | 13,000 | CAT 6 Data port Upgrade |
| Renovation | | | 77,000 | | | 77,000 | Wireless Network Upgrade |
| Renovation | 100,000 | | | | | 100,000 | School Choice Enhancement |
| Renovation | | | | 207,000 | | 207,000 | Media Center improvements |
| Technology | | | 71,000 | | | 71,000 | Additional computers to close computer gap |
| SMART Sub-Total | 1,664,648 | 50,000 | 694,000 | 207,000 | | 2,615,648 | |

*Determined that Single Point of Entry standards were previously met and SMART funding was not used to complete this project.

Completed

| Type | Program Year 1 2015 | Program Year 2 2016 | Program Year 3 2017 | Program Year 4 2018 | Program Year 5 2019 | Total | Scope |
|---------------------------|---------------------------|---------------------------|---------------------------|---------------------------|---------------------------|--------|-----------------------|
| Other Capital Funds | | | 60,000 | | | 60,000 | Single Point of Entry |
| Complete Sub-Total | | | 60,000 | | | 60,000 | |

| | | | | | | | |
|---------------------|-----------|--------|---------|---------|---|-----------|--|
| School Total | 1,746,623 | 50,000 | 754,000 | 207,000 | 0 | 2,757,623 | |
|---------------------|-----------|--------|---------|---------|---|-----------|--|

New Renaissance Middle School

Adopted District Educational Facilities Plan

| Project | Program Year 1 2015 | Program Year 2 2016 | Program Year 3 2017 | Program Year 4 2018 | Program Year 5 2019 | Total | Scope |
|---|---------------------------|---------------------------|---------------------------|---------------------------|---------------------------|-------|-------|
| There are no DEFP projects for this location. | | | | | | | |

SMART Program

| Project | Program Year 1 2015 | Program Year 2 2016 | Program Year 3 2017 | Program Year 4 2018 | Program Year 5 2019 | Total | Scope |
|------------------------|---------------------------|---------------------------|---------------------------|---------------------------|---------------------------|------------------|--|
| Music & Art Equipment | | | 100,000 | | | 100,000 | Music Equipment Replacement |
| Renovation | | | 116,000 | | | 116,000 | Wireless Network Upgrade |
| Renovation | | | | | 100,000 | 100,000 | School Choice Enhancement |
| Renovation | | | | | 278,000 | 278,000 | HVAC Improvements |
| Renovation | | | 21,000 | | | 21,000 | CAT 6 Data port Upgrade |
| Renovation | | | | | 3,276,000 | 3,276,000 | Building Envelope Improvements (Roof, Window, Ext Wall, etc.) |
| Technology | | | 155,000 | | | 155,000 | Additional computers to close computer gap |
| SMART Sub-Total | | | 392,000 | | 3,654,000 | 4,046,000 | |

Completed

| Project | Program Year 1 2015 | Program Year 2 2016 | Program Year 3 2017 | Program Year 4 2018 | Program Year 5 2019 | Total | Scope |
|---|---------------------------|---------------------------|---------------------------|---------------------------|---------------------------|-------|-------|
| There are no Completed projects for this location | | | | | | | |

| | | | | | | | |
|---------------------|---|---|---------|---|-----------|-----------|--|
| School Total | 0 | 0 | 392,000 | 0 | 3,654,000 | 4,046,000 | |
|---------------------|---|---|---------|---|-----------|-----------|--|

New River Middle School

Adopted District Educational Facilities Plan

| Project | Program Year 1 2015 | Program Year 2 2016 | Program Year 3 2017 | Program Year 4 2018 | Program Year 5 2019 | Total | Scope |
|---|---------------------------|---------------------------|---------------------------|---------------------------|---------------------------|-------|-------|
| There are no DEFP projects for this location. | | | | | | | |

SMART Program

| Project | Program Year 1 2015 | Program Year 2 2016 | Program Year 3 2017 | Program Year 4 2018 | Program Year 5 2019 | Total | Scope |
|------------------------|---------------------------|---------------------------|---------------------------|---------------------------|---------------------------|------------------|--|
| Renovation | | | 50,000 | | | 50,000 | Wireless Network Upgrade |
| Renovation | 100,000 | | | | | 100,000 | School Choice Enhancement |
| Renovation | 1,137,000 | | | | | 1,137,000 | HVAC Improvements |
| Renovation | | | 18,000 | | | 18,000 | CAT 6 Data port Upgrade |
| Renovation | 1,105,000 | | | | | 1,105,000 | Building Envelope Improvements (Roof, Window, Ext Wall, etc.) |
| Technology | | | 244,000 | | | 244,000 | Additional computers to close computer gap |
| SMART Sub-Total | 2,342,000 | | 312,000 | | | 2,654,000 | |

Completed

| Type | Program Year 1 2015 | Program Year 2 2016 | Program Year 3 2017 | Program Year 4 2018 | Program Year 5 2019 | Total | Scope |
|---------------------------|---------------------------|---------------------------|---------------------------|---------------------------|---------------------------|----------------|-----------------------------|
| SMART | | 100,000 | | | | 100,000 | Music Equipment Replacement |
| Complete Sub-Total | | 100,000 | | | | 100,000 | |

| | | | | | | | |
|---------------------|-----------|---------|---------|---|---|-----------|--|
| School Total | 2,342,000 | 100,000 | 312,000 | 0 | 0 | 2,754,000 | |
|---------------------|-----------|---------|---------|---|---|-----------|--|

Nob Hill Elementary School

Adopted District Educational Facilities Plan

| Project | Program Year 1 2015 | Program Year 2 2016 | Program Year 3 2017 | Program Year 4 2018 | Program Year 5 2019 | Total | Scope |
|--------------------------|---------------------|---------------------|---------------------|---------------------|---------------------|--------|--|
| ADA Restroom Renovations | 91,612 | | | | | 91,612 | Remodel restrooms 137A, 137B, 102A, 163D, 205A for American Disability Act (ADA) compliance. |
| DEFP Sub-Total | 91,612 | 0 | 0 | 0 | 0 | 91,612 | |

SMART Program

| Project | Program Year 1 2015 | Program Year 2 2016 | Program Year 3 2017 | Program Year 4 2018 | Program Year 5 2019 | Total | Scope |
|-----------------------|---------------------|---------------------|---------------------|---------------------|---------------------|-----------|---|
| Safety & Security | | | | | 10,000 | 10,000 | Fire Sprinklers |
| Safety & Security | | | | | 294,000 | 294,000 | Fire Alarm |
| Music & Art Equipment | | | 50,000 | | | 50,000 | Music Equipment Replacement |
| Renovation | | | | | 100,000 | 100,000 | School Choice Enhancement |
| Renovation | | | | | 198,000 | 198,000 | Media Center improvements |
| Renovation | | | | | 364,000 | 364,000 | HVAC Improvements |
| Renovation | | | | | 434,000 | 434,000 | Electrical Improvements |
| Renovation | | | | | 559,000 | 559,000 | Building Envelope Improvements (Roof, Window, Ext Wall, etc.) |
| SMART Sub-Total | | | 50,000 | | 1,959,000 | 2,009,000 | |

Completed

| Type | Program Year 1 2015 | Program Year 2 2016 | Program Year 3 2017 | Program Year 4 2018 | Program Year 5 2019 | Total | Scope |
|--------------------|---------------------|---------------------|---------------------|---------------------|---------------------|---------|--|
| SMART | | 179,000 | | | | 179,000 | Additional computers to close computer gap |
| SMART | | 13,000 | | | | 13,000 | CAT 6 Data port Upgrade |
| SMART | | 34,000 | | | | 34,000 | Technology Infrastructure (Servers, Racks, etc.) Upgrade |
| SMART | | 78,000 | | | | 78,000 | Wireless Network Upgrade |
| Complete Sub-Total | | 304,000 | | | | 304,000 | |

| | | | | | | | |
|---------------------|--------|---------|--------|---|-----------|-----------|--|
| School Total | 91,612 | 304,000 | 50,000 | 0 | 1,959,000 | 2,404,612 | |
|---------------------|--------|---------|--------|---|-----------|-----------|--|

Norcrest Elementary School

Adopted District Educational Facilities Plan

| Project | Program Year 1 2015 | Program Year 2 2016 | Program Year 3 2017 | Program Year 4 2018 | Program Year 5 2019 | Total | Scope |
|--|---------------------------|---------------------------|---------------------------|---------------------------|---------------------------|-------|-------|
| There are no DEFP projects for this location. | | | | | | | |

SMART Program

| Project | Program Year 1 2015 | Program Year 2 2016 | Program Year 3 2017 | Program Year 4 2018 | Program Year 5 2019 | Total | Scope |
|------------------------|---------------------------|---------------------------|---------------------------|---------------------------|---------------------------|------------------|--|
| Music & Art Equipment | 50,000 | | | | | 50,000 | Music Equipment Replacement |
| Renovation | 100,000 | | | | | 100,000 | School Choice Enhancement |
| Renovation | | | 294,000 | | | 294,000 | Media Center improvements |
| Renovation | | | 1,320,000 | | | 1,320,000 | HVAC Improvements |
| Renovation | | | 496,000 | | | 496,000 | Building Envelope Improvements (Roof, Window, Ext Wall, etc.) |
| SMART Sub-Total | 150,000 | | 2,110,000 | | | 2,260,000 | |

Completed

| Type | Program Year 1 2015 | Program Year 2 2016 | Program Year 3 2017 | Program Year 4 2018 | Program Year 5 2019 | Total | Scope |
|---------------------------|---------------------------|---------------------------|---------------------------|---------------------------|---------------------------|----------------|---|
| SMART | 217,000 | | | | | 217,000 | Additional computers to close computer gap |
| SMART | 13,000 | | | | | 13,000 | CAT 6 Data port Upgrade |
| SMART | 114,000 | | | | | 114,000 | Technology Infrastructure (Servers, Racks, etc.) Upgrade |
| SMART | 91,000 | | | | | 91,000 | Wireless Network Upgrade |
| Complete Sub-Total | 435,000 | | | | | 435,000 | |

| | | | | | | | |
|---------------------|---------|---|-----------|---|---|-----------|--|
| School Total | 585,000 | 0 | 2,110,000 | 0 | 0 | 2,695,000 | |
|---------------------|---------|---|-----------|---|---|-----------|--|

North Andrews Gardens Elementary School

Adopted District Educational Facilities Plan

| Project | Program Year 1 2015 | Program Year 2 2016 | Program Year 3 2017 | Program Year 4 2018 | Program Year 5 2019 | Total | Scope |
|--|---------------------------|---------------------------|---------------------------|---------------------------|---------------------------|-------|-------|
| There are no DEFP projects for this location. | | | | | | | |

SMART Program

| Project | Program Year 1 2015 | Program Year 2 2016 | Program Year 3 2017 | Program Year 4 2018 | Program Year 5 2019 | Total | Scope |
|------------------------|---------------------------|---------------------------|---------------------------|---------------------------|---------------------------|------------------|--|
| Safety & Security | | | 60,000 | | | 60,000 | Single Point of Entry |
| Safety & Security | 18,000 | | | | | 18,000 | Fire Sprinklers |
| Music & Art Equipment | | | 50,000 | | | 50,000 | Music Equipment Replacement |
| Renovation | | | | | 1,263,000 | 1,263,000 | Building Envelope Improvements (Roof, Window, Ext Wall, etc.) |
| Renovation | | | | | 100,000 | 100,000 | School Choice Enhancement |
| Renovation | | | | | 997,000 | 997,000 | HVAC Improvements |
| SMART Sub-Total | 18,000 | | 110,000 | | 2,360,000 | 2,488,000 | |

Completed

| Type | Program Year 1 2015 | Program Year 2 2016 | Program Year 3 2017 | Program Year 4 2018 | Program Year 5 2019 | Total | Scope |
|---------------------------|---------------------------|---------------------------|---------------------------|---------------------------|---------------------------|----------------|---|
| SMART | | 221,000 | | | | 221,000 | Additional computers to close computer gap |
| SMART | | 20,000 | | | | 20,000 | CAT 6 Data port Upgrade |
| SMART | | 78,000 | | | | 78,000 | Wireless Network Upgrade |
| Complete Sub-Total | | 319,000 | | | | 319,000 | |

| | | | | | | | |
|---------------------|--------|---------|---------|---|-----------|-----------|--|
| School Total | 18,000 | 319,000 | 110,000 | 0 | 2,360,000 | 2,807,000 | |
|---------------------|--------|---------|---------|---|-----------|-----------|--|

North Fork Elementary School

Adopted District Educational Facilities Plan

| Project | Program Year 1 2015 | Program Year 2 2016 | Program Year 3 2017 | Program Year 4 2018 | Program Year 5 2019 | Total | Scope |
|-------------------------------|---------------------------|---------------------------|---------------------------|---------------------------|---------------------------|---------|---|
| Sanitary Sewer - Building #10 | 250,000 | | | | | 250,000 | Provide sanitary sewer for Building #10 - Physical Education shelter. Construction of Building #10 is lacking sanitary sewer connections. |
| DEFP Sub-Total | 250,000 | 0 | 0 | 0 | 0 | 250,000 | |

SMART Program

| Project | Program Year 1 2015 | Program Year 2 2016 | Program Year 3 2017 | Program Year 4 2018 | Program Year 5 2019 | Total | Scope |
|------------------------|---------------------------|---------------------------|---------------------------|---------------------------|---------------------------|-----------|---|
| Safety & Security | 33,617 | | | | | 33,617 | Remodel Reception area including millwork, addition of one new door and relocation of electrical fixtures and exit signs. |
| Safety & Security | 324,000 | | | | | 324,000 | Fire Sprinklers |
| Music & Art Equipment | 50,000 | | | | | 50,000 | Music Equipment Replacement |
| Renovation | 100,000 | | | | | 100,000 | School Choice Enhancement |
| Renovation | 667,000 | | | | | 667,000 | HVAC Improvements |
| Renovation | 942,000 | | | | | 942,000 | Building Envelope Improvements (Roof, Window, Ext Wall, etc.) |
| SMART Sub-Total | 2,116,617 | | | | | 2,116,617 | |

Completed

| Type | Program Year 1 2015 | Program Year 2 2016 | Program Year 3 2017 | Program Year 4 2018 | Program Year 5 2019 | Total | Scope |
|---------------------------|---------------------------|---------------------------|---------------------------|---------------------------|---------------------------|--------|--------------------------|
| SMART | | | 24,000 | | | 24,000 | CAT 6 Data port Upgrade |
| SMART | | | 31,000 | | | 31,000 | Wireless Network Upgrade |
| Complete Sub-Total | | | 55,000 | | | 55,000 | |

| | | | | | | | |
|---------------------|-----------|---|--------|---|---|-----------|--|
| School Total | 2,366,617 | 0 | 55,000 | 0 | 0 | 2,421,617 | |
|---------------------|-----------|---|--------|---|---|-----------|--|

North Lauderdale Elementary School

Adopted District Educational Facilities Plan

| Project | Program Year 1 2015 | Program Year 2 2016 | Program Year 3 2017 | Program Year 4 2018 | Program Year 5 2019 | Total | Scope |
|--|---------------------------|---------------------------|---------------------------|---------------------------|---------------------------|-------|-------|
| There are no DEFP projects for this location. | | | | | | | |

SMART Program

| Project | Program Year 1 2015 | Program Year 2 2016 | Program Year 3 2017 | Program Year 4 2018 | Program Year 5 2019 | Total | Scope |
|------------------------|---------------------------|---------------------------|---------------------------|---------------------------|---------------------------|------------------|--|
| Safety & Security | | 795,000 | | | | 795,000 | Fire Sprinklers |
| Safety & Security | 294,000 | | | | | 294,000 | Fire Alarm |
| Music & Art Equipment | | 50,000 | | | | 50,000 | Music Equipment Replacement |
| Renovation | | | 78,000 | | | 78,000 | Building Envelope Improvements (Roof, Window, Ext Wall, etc.) |
| Renovation | 100,000 | | | | | 100,000 | School Choice Enhancement |
| Renovation | | | 12,000 | | | 12,000 | CAT 6 Data port Upgrade |
| Renovation | | | 85,000 | | | 85,000 | Wireless Network Upgrade |
| Renovation | | | | 149,000 | | 149,000 | Media Center improvements |
| Renovation | 120,000 | | | | | 120,000 | HVAC Improvements |
| Technology | | | 66,000 | | | 66,000 | Technology Infrastructure (Servers, Racks, etc.) Upgrade |
| Technology | | | 91,000 | | | 91,000 | Additional computers to close computer gap |
| SMART Sub-Total | 514,000 | 845,000 | 332,000 | 149,000 | | 1,840,000 | |

Completed

| Project | Program Year 1 2015 | Program Year 2 2016 | Program Year 3 2017 | Program Year 4 2018 | Program Year 5 2019 | Total | Scope |
|--|---------------------------|---------------------------|---------------------------|---------------------------|---------------------------|-------|-------|
| There are no Completed projects for this location | | | | | | | |

| | | | | | | | |
|---------------------|---------|---------|---------|---------|---|-----------|--|
| School Total | 514,000 | 845,000 | 332,000 | 149,000 | 0 | 1,840,000 | |
|---------------------|---------|---------|---------|---------|---|-----------|--|

North Side Elementary School

Adopted District Educational Facilities Plan

| Project | Program Year 1 2015 | Program Year 2 2016 | Program Year 3 2017 | Program Year 4 2018 | Program Year 5 2019 | Total | Scope |
|---|---------------------------|---------------------------|---------------------------|---------------------------|---------------------------|-------|-------|
| There are no DEFP projects for this location. | | | | | | | |

SMART Program

| Project | Program Year 1 2015 | Program Year 2 2016 | Program Year 3 2017 | Program Year 4 2018 | Program Year 5 2019 | Total | Scope |
|------------------------|---------------------------|---------------------------|---------------------------|---------------------------|---------------------------|-----------|--|
| Safety & Security | | | 60,000 | | | 60,000 | Single Point of Entry |
| Music & Art Equipment | 50,000 | | | | | 50,000 | Music Equipment Replacement |
| Renovation | | | 24,000 | | | 24,000 | Wireless Network Upgrade |
| Renovation | | | 100,000 | | | 100,000 | School Choice Enhancement |
| Renovation | | | 748,000 | | | 748,000 | HVAC Improvements |
| Renovation | | | 5,000 | | | 5,000 | CAT 6 Data port Upgrade |
| Renovation | | | 948,000 | | | 948,000 | Building Envelope Improvements (Roof, Window, Ext Wall, etc.) |
| Technology | | | 81,000 | | | 81,000 | Additional computers to close computer gap |
| SMART Sub-Total | 50,000 | | 1,966,000 | | | 2,016,000 | |

Completed

| Project | Program Year 1 2015 | Program Year 2 2016 | Program Year 3 2017 | Program Year 4 2018 | Program Year 5 2019 | Total | Scope |
|---|---------------------------|---------------------------|---------------------------|---------------------------|---------------------------|-------|-------|
| There are no Completed projects for this location | | | | | | | |

| | | | | | | | |
|---------------------|--------|---|-----------|---|---|-----------|--|
| School Total | 50,000 | 0 | 1,966,000 | 0 | 0 | 2,016,000 | |
|---------------------|--------|---|-----------|---|---|-----------|--|

Northeast High School

Adopted District Educational Facilities Plan

| Project | Program Year 1 2015 | Program Year 2 2016 | Program Year 3 2017 | Program Year 4 2018 | Program Year 5 2019 | Total | Scope |
|--|---------------------------|---------------------------|---------------------------|---------------------------|---------------------------|-------|-------|
| There are no DEFP projects for this location. | | | | | | | |

SMART Program

| Project | Program Year 1 2015 | Program Year 2 2016 | Program Year 3 2017 | Program Year 4 2018 | Program Year 5 2019 | Total | Scope |
|------------------------|---------------------------|---------------------------|---------------------------|---------------------------|---------------------------|-------------------|---|
| Safety & Security | 540,000 | | | | | 540,000 | Single Point of Entry |
| Safety & Security | 83,000 | | | | | 83,000 | Safety / Security Upgrade |
| Safety & Security | 1,421,000 | | | | | 1,421,000 | Fire Sprinklers |
| Safety & Security | 1,007,000 | | | | | 1,007,000 | Fire Alarm |
| Music & Art Equipment | | | 300,000 | | | 300,000 | Music Equipment Replacement |
| Athletics | 121,000 | | | | | 121,000 | Weight Room Renovation |
| Renovation | 74,000 | | | | | 74,000 | Wireless Network Upgrade |
| Renovation | 2,727,000 | | | | | 2,727,000 | STEM Lab improvements |
| Renovation | 100,000 | | | | | 100,000 | School Choice Enhancement |
| Renovation | 4,588,000 | | | | | 4,588,000 | HVAC Improvements |
| Renovation | 368,000 | | | | | 368,000 | Electrical Improvements |
| Renovation | 3,408,000 | | | | | 3,408,000 | Re-Roofing. |
| Renovation | 284,000 | | | | | 284,000 | ADA renovations related to educational adequacy |
| SMART Sub-Total | 14,721,000 | | 300,000 | | | 15,021,000 | |

Completed

| Type | Program Year 1 2015 | Program Year 2 2016 | Program Year 3 2017 | Program Year 4 2018 | Program Year 5 2019 | Total | Scope |
|---------------------------|---------------------------|---------------------------|---------------------------|---------------------------|---------------------------|----------------|--|
| SMART | 419,000 | | | | | 419,000 | Additional computers to close computer gap |
| SMART | 45,000 | | | | | 45,000 | CAT 6 Data port Upgrade |
| SMART | 326,000 | | | | | 326,000 | Technology Infrastructure (Servers, Racks, etc.) Upgrade |
| Complete Sub-Total | 790,000 | | | | | 790,000 | |

| | | | | | | | |
|---------------------|------------|---|---------|---|---|------------|--|
| School Total | 15,511,000 | 0 | 300,000 | 0 | 0 | 15,811,000 | |
|---------------------|------------|---|---------|---|---|------------|--|

Nova Blanche Forman Elementary School

Adopted District Educational Facilities Plan

| Project | Program Year 1 2015 | Program Year 2 2016 | Program Year 3 2017 | Program Year 4 2018 | Program Year 5 2019 | Total | Scope |
|---|---------------------------|---------------------------|---------------------------|---------------------------|---------------------------|-------|-------|
| There are no DEFP projects for this location. | | | | | | | |

SMART Program

| Project | Program Year 1 2015 | Program Year 2 2016 | Program Year 3 2017 | Program Year 4 2018 | Program Year 5 2019 | Total | Scope |
|-------------------|---------------------------|---------------------------|---------------------------|---------------------------|---------------------------|-----------|--|
| Safety & Security | | | 195,000 | | | 195,000 | Single Point of Entry |
| Renovation | | | | | 100,000 | 100,000 | School Choice Enhancement |
| Renovation | | | | | 1,070,000 | 1,070,000 | HVAC Improvements |
| Renovation | | | | | 678,000 | 678,000 | Building Envelope Improvements (Roof, Window, Ext Wall, etc.) |
| SMART Sub-Total | | | 195,000 | | 1,848,000 | 2,043,000 | |

Completed

| Type | Program Year 1 2015 | Program Year 2 2016 | Program Year 3 2017 | Program Year 4 2018 | Program Year 5 2019 | Total | Scope |
|--------------------|---------------------------|---------------------------|---------------------------|---------------------------|---------------------------|---------|---|
| SMART | | 171,000 | | | | 171,000 | Additional computers to close computer gap |
| SMART | | 19,000 | | | | 19,000 | CAT 6 Data port Upgrade |
| SMART | | 50,000 | | | | 50,000 | Music Equipment Replacement |
| SMART | | 60,000 | | | | 60,000 | Technology Infrastructure (Servers, Racks, etc.) Upgrade |
| SMART | | 32,000 | | | | 32,000 | Wireless Network Upgrade |
| Complete Sub-Total | | 332,000 | | | | 332,000 | |

| | | | | | | | |
|---------------------|---|---------|---------|---|-----------|-----------|--|
| School Total | 0 | 332,000 | 195,000 | 0 | 1,848,000 | 2,375,000 | |
|---------------------|---|---------|---------|---|-----------|-----------|--|

Nova Dwight D Eisenhower Elementary School

Adopted District Educational Facilities Plan

| Project | Program Year 1 2015 | Program Year 2 2016 | Program Year 3 2017 | Program Year 4 2018 | Program Year 5 2019 | Total | Scope |
|--|---------------------------|---------------------------|---------------------------|---------------------------|---------------------------|-------|-------|
| There are no DEFP projects for this location. | | | | | | | |

SMART Program

| Project | Program Year 1 2015 | Program Year 2 2016 | Program Year 3 2017 | Program Year 4 2018 | Program Year 5 2019 | Total | Scope |
|------------------------|---------------------------|---------------------------|---------------------------|---------------------------|---------------------------|-----------|--|
| Safety & Security | | | 195,000 | | | 195,000 | Single Point of Entry |
| Safety & Security | | | | | 294,000 | 294,000 | Fire Alarm |
| Music & Art Equipment | | 50,000 | | | | 50,000 | Music Equipment Replacement |
| Renovation | | | 73,000 | | | 73,000 | Wireless Network Upgrade |
| Renovation | | | | | 100,000 | 100,000 | School Choice Enhancement |
| Renovation | | | | | 291,000 | 291,000 | Media Center improvements |
| Renovation | | | | | 347,000 | 347,000 | Electrical Improvements |
| Renovation | | | 15,000 | | | 15,000 | CAT 6 Data port Upgrade |
| Renovation | | | | | 99,000 | 99,000 | Building Envelope Improvements (Roof, Window, Ext Wall, etc.) |
| Technology | | | 8,000 | | | 8,000 | Technology Infrastructure (Servers, Racks, etc.) Upgrade |
| Technology | | | 48,000 | | | 48,000 | Additional computers to close computer gap |
| SMART Sub-Total | | 50,000 | 339,000 | | 1,131,000 | 1,520,000 | |

Completed

| Project | Program Year 1 2015 | Program Year 2 2016 | Program Year 3 2017 | Program Year 4 2018 | Program Year 5 2019 | Total | Scope |
|--|---------------------------|---------------------------|---------------------------|---------------------------|---------------------------|-------|-------|
| There are no Completed projects for this location | | | | | | | |

| | | | | | | |
|---------------------|---|--------|---------|---|-----------|-----------|
| School Total | 0 | 50,000 | 339,000 | 0 | 1,131,000 | 1,520,000 |
|---------------------|---|--------|---------|---|-----------|-----------|

Nova High School

Adopted District Educational Facilities Plan

| Project | Program Year 1 2015 | Program Year 2 2016 | Program Year 3 2017 | Program Year 4 2018 | Program Year 5 2019 | Total | Scope |
|--|---------------------------|---------------------------|---------------------------|---------------------------|---------------------------|-------|-------|
| There are no DEFP projects for this location. | | | | | | | |

SMART Program

| Project | Program Year 1 2015 | Program Year 2 2016 | Program Year 3 2017 | Program Year 4 2018 | Program Year 5 2019 | Total | Scope |
|------------------------|---------------------------|---------------------------|---------------------------|---------------------------|---------------------------|-------------------|---|
| Safety & Security | | 270,000 | | | | 270,000 | Single Point of Entry |
| Safety & Security | | 570,000 | | | | 570,000 | Safety / Security Upgrade |
| Safety & Security | | 1,259,000 | | | | 1,259,000 | Fire Alarm |
| Music & Art | | 713,000 | | | | 713,000 | Music Room Renovation |
| Music & Art Equipment | | 300,000 | | | | 300,000 | Music Equipment Replacement |
| Music & Art | | | 110,000 | | | 110,000 | Art Room Renovation and Equipment |
| Athletics | | 121,000 | | | | 121,000 | Weight Room Renovation |
| Renovation | | 3,544,000 | | | | 3,544,000 | Building Envelope Improvements (Roof, Window, Ext Wall, etc.) |
| Renovation | | 1,689,000 | | | | 1,689,000 | STEM Lab improvements |
| Renovation | | 100,000 | | | | 100,000 | School Choice Enhancement |
| Renovation | | 543,000 | | | | 543,000 | Media Center improvements |
| Renovation | | 8,493,000 | | | | 8,493,000 | HVAC Improvements |
| Renovation | | 2,642,000 | | | | 2,642,000 | Electrical Improvements |
| SMART Sub-Total | | 20,244,000 | 110,000 | | | 20,354,000 | |

Completed

| Type | Program Year 1 2015 | Program Year 2 2016 | Program Year 3 2017 | Program Year 4 2018 | Program Year 5 2019 | Total | Scope |
|---------------------------|---------------------------|---------------------------|---------------------------|---------------------------|---------------------------|----------------|--|
| SMART | 501,000 | | | | | 501,000 | Additional computers to close computer gap |
| SMART | 33,000 | | | | | 33,000 | CAT 6 Data port Upgrade |
| SMART | 270,000 | | | | | 270,000 | Technology Infrastructure (Servers, Racks, etc.) Upgrade |
| SMART | 58,000 | | | | | 58,000 | Wireless Network Upgrade |
| Complete Sub-Total | 862,000 | | | | | 862,000 | |

| | | | | | | | |
|---------------------|---------|------------|---------|---|---|------------|--|
| School Total | 862,000 | 20,244,000 | 110,000 | 0 | 0 | 21,216,000 | |
|---------------------|---------|------------|---------|---|---|------------|--|

Nova Middle School

Adopted District Educational Facilities Plan

| Project | Program Year 1 2015 | Program Year 2 2016 | Program Year 3 2017 | Program Year 4 2018 | Program Year 5 2019 | Total | Scope |
|---|---------------------------|---------------------------|---------------------------|---------------------------|---------------------------|-------|-------|
| There are no DEFP projects for this location. | | | | | | | |

SMART Program

| Project | Program Year 1 2015 | Program Year 2 2016 | Program Year 3 2017 | Program Year 4 2018 | Program Year 5 2019 | Total | Scope |
|-----------------------|---------------------------|---------------------------|---------------------------|---------------------------|---------------------------|-----------|---|
| Safety & Security | | | 903,000 | | | 903,000 | Fire Sprinklers |
| Music & Art | | | 85,000 | | | 85,000 | Art Room Renovation and Equipment |
| Music & Art | | | 284,000 | | | 284,000 | Conversion of Existing Space to Music and/or Art Lab(s) |
| Music & Art Equipment | | | 100,000 | | | 100,000 | Music Equipment Replacement |
| Renovation | | | 100,000 | | | 100,000 | School Choice Enhancement |
| Renovation | | | 746,000 | | | 746,000 | HVAC Improvements |
| Renovation | | | 1,487,000 | | | 1,487,000 | Building Envelope Improvements (Roof, Window, Ext Wall, etc.) |
| SMART Sub-Total | | | 3,705,000 | | | 3,705,000 | |

Completed

| Type | Program Year 1 2015 | Program Year 2 2016 | Program Year 3 2017 | Program Year 4 2018 | Program Year 5 2019 | Total | Scope |
|--------------------|---------------------------|---------------------------|---------------------------|---------------------------|---------------------------|---------|--|
| SMART | 62,000 | | | | | 62,000 | Additional computers to close computer gap |
| SMART | 3,000 | | | | | 3,000 | CAT 6 Data port Upgrade |
| SMART | 200,000 | | | | | 200,000 | Technology Infrastructure (Servers, Racks, etc.) Upgrade |
| SMART | 48,000 | | | | | 48,000 | Wireless Network Upgrade |
| Complete Sub-Total | 313,000 | | | | | 313,000 | |

| | | | | | | | |
|---------------------|---------|---|-----------|---|---|-----------|--|
| School Total | 313,000 | 0 | 3,705,000 | 0 | 0 | 4,018,000 | |
|---------------------|---------|---|-----------|---|---|-----------|--|

Oakland Park Elementary School

Adopted District Educational Facilities Plan

| Project | Program Year 1 2015 | Program Year 2 2016 | Program Year 3 2017 | Program Year 4 2018 | Program Year 5 2019 | Total | Scope |
|---|---------------------------|---------------------------|---------------------------|---------------------------|---------------------------|-------|-------|
| There are no DEFP projects for this location. | | | | | | | |

SMART Program

| Project | Program Year 1 2015 | Program Year 2 2016 | Program Year 3 2017 | Program Year 4 2018 | Program Year 5 2019 | Total | Scope |
|-----------------------|---------------------------|---------------------------|---------------------------|---------------------------|---------------------------|-----------|---|
| Safety & Security | | | 50,000 | | | 50,000 | Fire Alarm |
| Music & Art Equipment | | | 50,000 | | | 50,000 | Music Equipment Replacement |
| Renovation | | | 975,000 | | | 975,000 | Building Envelope Improvements (Roof, Window, Ext Wall, etc.) |
| Renovation | | | 100,000 | | | 100,000 | School Choice Enhancement |
| Renovation | | | 1,191,000 | | | 1,191,000 | HVAC Improvements |
| Renovation | | | 845,000 | | | 845,000 | Electrical Improvements |
| SMART Sub-Total | | | 3,211,000 | | | 3,211,000 | |

Completed

| Type | Program Year 1 2015 | Program Year 2 2016 | Program Year 3 2017 | Program Year 4 2018 | Program Year 5 2019 | Total | Scope |
|--------------------|---------------------------|---------------------------|---------------------------|---------------------------|---------------------------|---------|--|
| SMART | | 148,000 | | | | 148,000 | Additional computers to close computer gap |
| SMART | | 5,000 | | | | 5,000 | CAT 6 Data port Upgrade |
| SMART | | 43,000 | | | | 43,000 | Technology Infrastructure (Servers, Racks, etc.) Upgrade |
| SMART | | 72,000 | | | | 72,000 | Wireless Network Upgrade |
| Complete Sub-Total | | 268,000 | | | | 268,000 | |

| | | | | | | | |
|---------------------|---|---------|-----------|---|---|-----------|--|
| School Total | 0 | 268,000 | 3,211,000 | 0 | 0 | 3,479,000 | |
|---------------------|---|---------|-----------|---|---|-----------|--|

Oakridge Elementary School

Adopted District Educational Facilities Plan

| Project | Program Year 1 2015 | Program Year 2 2016 | Program Year 3 2017 | Program Year 4 2018 | Program Year 5 2019 | Total | Scope |
|---|---------------------------|---------------------------|---------------------------|---------------------------|---------------------------|-------|-------|
| There are no DEFP projects for this location. | | | | | | | |

SMART Program

| Project | Program Year 1 2015 | Program Year 2 2016 | Program Year 3 2017 | Program Year 4 2018 | Program Year 5 2019 | Total | Scope |
|------------------------|---------------------------|---------------------------|---------------------------|---------------------------|---------------------------|------------------|--|
| Safety & Security | 60,000 | | | | | 60,000 | Single Point of Entry |
| Safety & Security | 252,000 | | | | | 252,000 | Fire Alarm |
| Renovation | 946,000 | | | | | 946,000 | Replacement of building 2 |
| Renovation | 168,000 | | | | | 168,000 | Media Center improvements |
| Renovation | 1,026,000 | | | | | 1,026,000 | HVAC Improvements |
| Renovation | 100,000 | | | | | 100,000 | School Choice Enhancement |
| Renovation | 1,214,000 | | | | | 1,214,000 | Building Envelope Improvements (Roof, Window, Ext Wall, etc.) |
| SMART Sub-Total | 3,766,000 | | | | | 3,766,000 | |

Completed

| Type | Program Year 1 2015 | Program Year 2 2016 | Program Year 3 2017 | Program Year 4 2018 | Program Year 5 2019 | Total | Scope |
|---------------------------|---------------------------|---------------------------|---------------------------|---------------------------|---------------------------|----------------|--|
| SMART | | 154,000 | | | | 154,000 | Additional computers to close computer gap |
| SMART | | 8,000 | | | | 8,000 | CAT 6 Data port Upgrade |
| SMART | | | 50,000 | | | 50,000 | Music Equipment Replacement |
| SMART | | 13,000 | | | | 13,000 | Technology Infrastructure (Servers, Racks, etc.) Upgrade |
| SMART | | 67,000 | | | | 67,000 | Wireless Network Upgrade |
| Complete Sub-Total | | 242,000 | 50,000 | | | 292,000 | |

| | | | | | | | |
|---------------------|-----------|---------|--------|---|---|-----------|--|
| School Total | 3,766,000 | 242,000 | 50,000 | 0 | 0 | 4,058,000 | |
|---------------------|-----------|---------|--------|---|---|-----------|--|

Olsen Middle School

Adopted District Educational Facilities Plan

| Project | Program Year 1 2015 | Program Year 2 2016 | Program Year 3 2017 | Program Year 4 2018 | Program Year 5 2019 | Total | Scope |
|--|---------------------------|---------------------------|---------------------------|---------------------------|---------------------------|-------|-------|
| There are no DEFP projects for this location. | | | | | | | |

SMART Program

| Project | Program Year 1 2015 | Program Year 2 2016 | Program Year 3 2017 | Program Year 4 2018 | Program Year 5 2019 | Total | Scope |
|------------------------|---------------------------|---------------------------|---------------------------|---------------------------|---------------------------|-----------|--|
| Safety & Security | 19,000 | | | | | 19,000 | Fire Sprinklers |
| Safety & Security | | | 233,000 | | | 233,000 | Single Point of Entry |
| Safety & Security | | | 206,000 | | | 206,000 | Safety / Security Upgrade |
| Renovation | | | 3,248,000 | | | 3,248,000 | HVAC Improvements |
| Renovation | | | 268,000 | | | 268,000 | Electrical Improvements |
| Renovation | | | 15,000 | | | 15,000 | CAT 6 Data port Upgrade |
| Renovation | | | 3,129,000 | | | 3,129,000 | Building Envelope Improvements (Roof, Window, Ext Wall, etc.) |
| Renovation | | | 130,000 | | | 130,000 | Wireless Network Upgrade |
| Renovation | | | 100,000 | | | 100,000 | School Choice Enhancement |
| Renovation | | | 203,000 | | | 203,000 | Media Center improvements |
| Technology | | | 125,000 | | | 125,000 | Additional computers to close computer gap |
| Technology | | | 54,000 | | | 54,000 | Technology Infrastructure (Servers, Racks, etc.) Upgrade |
| SMART Sub-Total | 19,000 | | 7,711,000 | | | 7,730,000 | |

Completed

| Type | Program Year 1 2015 | Program Year 2 2016 | Program Year 3 2017 | Program Year 4 2018 | Program Year 5 2019 | Total | Scope |
|---------------------------|---------------------------|---------------------------|---------------------------|---------------------------|---------------------------|---------|-----------------------------|
| DEFP | 100,000 | | | | | 100,000 | Music Equipment Replacement |
| Complete Sub-Total | 100,000 | | | | | 100,000 | |

| | | | | | | | |
|---------------------|---------|---|-----------|---|---|-----------|--|
| School Total | 119,000 | 0 | 7,711,000 | 0 | 0 | 7,830,000 | |
|---------------------|---------|---|-----------|---|---|-----------|--|

Orange Brook Elementary School

Adopted District Educational Facilities Plan

| Project | Program Year 1 2015 | Program Year 2 2016 | Program Year 3 2017 | Program Year 4 2018 | Program Year 5 2019 | Total | Scope |
|---|---------------------------|---------------------------|---------------------------|---------------------------|---------------------------|-------|-------|
| There are no DEFP projects for this location. | | | | | | | |

SMART Program

| Project | Program Year 1 2015 | Program Year 2 2016 | Program Year 3 2017 | Program Year 4 2018 | Program Year 5 2019 | Total | Scope |
|-----------------------|---------------------------|---------------------------|---------------------------|---------------------------|---------------------------|---------|-----------------------------|
| Music & Art Equipment | | 50,000 | | | | 50,000 | Music Equipment Replacement |
| Renovation | 100,000 | | | | | 100,000 | School Choice Enhancement |
| SMART Sub-Total | 100,000 | 50,000 | | | | 150,000 | |

Completed

| Type | Program Year 1 2015 | Program Year 2 2016 | Program Year 3 2017 | Program Year 4 2018 | Program Year 5 2019 | Total | Scope |
|--------------------|---------------------------|---------------------------|---------------------------|---------------------------|---------------------------|---------|--|
| SMART | | 235,000 | | | | 235,000 | Additional computers to close computer gap |
| SMART | | 13,000 | | | | 13,000 | CAT 6 Data port Upgrade |
| SMART | | 34,000 | | | | 34,000 | Wireless Network Upgrade |
| Complete Sub-Total | | 282,000 | | | | 282,000 | |

| | | | | | | | |
|---------------------|---------|---------|---|---|---|---------|--|
| School Total | 100,000 | 332,000 | 0 | 0 | 0 | 432,000 | |
|---------------------|---------|---------|---|---|---|---------|--|

Oriole Elementary School

Adopted District Educational Facilities Plan

| Project | Program Year 1 2015 | Program Year 2 2016 | Program Year 3 2017 | Program Year 4 2018 | Program Year 5 2019 | Total | Scope |
|----------------|---------------------|---------------------|---------------------|---------------------|---------------------|---------|---------------|
| ADA | 745,000 | | | | | 745,000 | ADA Restrooms |
| DEFP Sub-Total | 745,000 | 0 | 0 | 0 | 0 | 745,000 | |

SMART Program

| Project | Program Year 1 2015 | Program Year 2 2016 | Program Year 3 2017 | Program Year 4 2018 | Program Year 5 2019 | Total | Scope |
|-----------------------|---------------------|---------------------|---------------------|---------------------|---------------------|-----------|---|
| Safety & Security | | 11,000 | | | | 11,000 | Fire Sprinklers |
| Safety & Security | | 293,000 | | | | 293,000 | Fire Alarm |
| Music & Art Equipment | | | 50,000 | | | 50,000 | Music Equipment Replacement |
| Renovation | 100,000 | | | | | 100,000 | School Choice Enhancement |
| Renovation | | | | 255,000 | | 255,000 | Media Center improvements |
| Renovation | | | | 1,059,000 | | 1,059,000 | HVAC Improvements |
| Renovation | | | 813,000 | | | 813,000 | Building Envelope Improvements (Roof, Window, Ext Wall, etc.) |
| SMART Sub-Total | 100,000 | 304,000 | 863,000 | 1,314,000 | | 2,581,000 | |

Completed

| Type | Program Year 1 2015 | Program Year 2 2016 | Program Year 3 2017 | Program Year 4 2018 | Program Year 5 2019 | Total | Scope |
|--------------------|---------------------|---------------------|---------------------|---------------------|---------------------|---------|--|
| SMART | | 199,000 | | | | 199,000 | Additional computers to close computer gap |
| SMART | | 8,000 | | | | 8,000 | CAT 6 Data port Upgrade |
| SMART | | 4,000 | | | | 4,000 | Technology Infrastructure (Servers, Racks, etc.) Upgrade |
| SMART | | 31,000 | | | | 31,000 | Wireless Network Upgrade |
| Complete Sub-Total | | 242,000 | | | | 242,000 | |

| | | | | | | | |
|---------------------|---------|---------|---------|-----------|---|-----------|--|
| School Total | 845,000 | 546,000 | 863,000 | 1,314,000 | 0 | 3,568,000 | |
|---------------------|---------|---------|---------|-----------|---|-----------|--|

Palm Cove Elementary School

Adopted District Educational Facilities Plan

| Project | Program Year 1 2015 | Program Year 2 2016 | Program Year 3 2017 | Program Year 4 2018 | Program Year 5 2019 | Total | Scope |
|--|---------------------------|---------------------------|---------------------------|---------------------------|---------------------------|-------|-------|
| There are no DEFP projects for this location. | | | | | | | |

SMART Program

| Project | Program Year 1 2015 | Program Year 2 2016 | Program Year 3 2017 | Program Year 4 2018 | Program Year 5 2019 | Total | Scope |
|------------------------|---------------------------|---------------------------|---------------------------|---------------------------|---------------------------|------------------|--|
| Music & Art Equipment | | | 50,000 | | | 50,000 | Music Equipment Replacement |
| Renovation | | | 21,000 | | | 21,000 | CAT 6 Data port Upgrade |
| Renovation | | | 1,572,000 | | | 1,572,000 | Building Envelope Improvements (Roof, Window, Ext Wall, etc.) |
| Renovation | | | 93,000 | | | 93,000 | Wireless Network Upgrade |
| Renovation | | | 100,000 | | | 100,000 | School Choice Enhancement |
| Renovation | | | 640,000 | | | 640,000 | HVAC Improvements |
| Technology | | | 144,000 | | | 144,000 | Additional computers to close computer gap |
| Technology | | | 30,000 | | | 30,000 | Technology Infrastructure (Servers, Racks, etc.) Upgrade |
| SMART Sub-Total | | | 2,650,000 | | | 2,650,000 | |

Completed

| Project | Program Year 1 2015 | Program Year 2 2016 | Program Year 3 2017 | Program Year 4 2018 | Program Year 5 2019 | Total | Scope |
|--|---------------------------|---------------------------|---------------------------|---------------------------|---------------------------|-------|-------|
| There are no Completed projects for this location | | | | | | | |

| | | | | | | |
|---------------------|---|---|-----------|---|---|-----------|
| School Total | 0 | 0 | 2,650,000 | 0 | 0 | 2,650,000 |
|---------------------|---|---|-----------|---|---|-----------|

Palmview Elementary School

Adopted District Educational Facilities Plan

| Project | Program Year 1 2015 | Program Year 2 2016 | Program Year 3 2017 | Program Year 4 2018 | Program Year 5 2019 | Total | Scope |
|---|---------------------------|---------------------------|---------------------------|---------------------------|---------------------------|-------|-------|
| There are no DEFP projects for this location. | | | | | | | |

SMART Program

| Project | Program Year 1 2015 | Program Year 2 2016 | Program Year 3 2017 | Program Year 4 2018 | Program Year 5 2019 | Total | Scope |
|------------------------|---------------------------|---------------------------|---------------------------|---------------------------|---------------------------|-----------|--|
| Safety & Security | | | | | 540,000 | 540,000 | Fire Sprinklers |
| Music & Art Equipment | 50,000 | | | | | 50,000 | Music Equipment Replacement |
| Renovation | | | | | 2,201,000 | 2,201,000 | HVAC Improvements |
| Renovation | | | | | 914,000 | 914,000 | Building Envelope Improvements (Roof, Window, Ext Wall, etc.) |
| Renovation | | | | | 100,000 | 100,000 | School Choice Enhancement |
| Renovation | | | | | 297,000 | 297,000 | Media Center improvements |
| SMART Sub-Total | 50,000 | | | | 4,052,000 | 4,102,000 | |

Completed

| Type | Program Year 1 2015 | Program Year 2 2016 | Program Year 3 2017 | Program Year 4 2018 | Program Year 5 2019 | Total | Scope |
|---------------------------|---------------------------|---------------------------|---------------------------|---------------------------|---------------------------|---------|---|
| SMART | | 202,000 | | | | 202,000 | Additional computers to close computer gap |
| SMART | | 1,000 | | | | 1,000 | CAT 6 Data port Upgrade |
| SMART | | 9,000 | | | | 9,000 | Technology Infrastructure (Servers, Racks, etc.) Upgrade |
| SMART | | 65,000 | | | | 65,000 | Wireless Network Upgrade |
| Complete Sub-Total | | 277,000 | | | | 277,000 | |

| | | | | | | | |
|---------------------|--------|---------|---|---|-----------|-----------|--|
| School Total | 50,000 | 277,000 | 0 | 0 | 4,052,000 | 4,379,000 | |
|---------------------|--------|---------|---|---|-----------|-----------|--|

Panther Run Elementary School

Adopted District Educational Facilities Plan

| Project | Program Year 1 2015 | Program Year 2 2016 | Program Year 3 2017 | Program Year 4 2018 | Program Year 5 2019 | Total | Scope |
|---|---------------------------|---------------------------|---------------------------|---------------------------|---------------------------|-------|-------|
| There are no DEFP projects for this location. | | | | | | | |

SMART Program

| Project | Program Year 1 2015 | Program Year 2 2016 | Program Year 3 2017 | Program Year 4 2018 | Program Year 5 2019 | Total | Scope |
|-----------------------|---------------------------|---------------------------|---------------------------|---------------------------|---------------------------|-----------|--|
| Music & Art Equipment | | | 50,000 | | | 50,000 | Music Equipment Replacement |
| Renovation | | | | | 100,000 | 100,000 | School Choice Enhancement |
| Renovation | | | | | 197,000 | 197,000 | HVAC Improvements |
| Renovation | | | | | 1,237,000 | 1,237,000 | Building Envelope Improvements (Roof, Window, Ext Wall, etc.) |
| SMART Sub-Total | | | 50,000 | | 1,534,000 | 1,584,000 | |

Completed

| Type | Program Year 1 2015 | Program Year 2 2016 | Program Year 3 2017 | Program Year 4 2018 | Program Year 5 2019 | Total | Scope |
|--------------------|---------------------------|---------------------------|---------------------------|---------------------------|---------------------------|---------|---|
| SMART | | 148,000 | | | | 148,000 | Additional computers to close computer gap |
| SMART | | 14,000 | | | | 14,000 | CAT 6 Data port Upgrade |
| SMART | | 113,000 | | | | 113,000 | Technology Infrastructure (Servers, Racks, etc.) Upgrade |
| SMART | | 30,000 | | | | 30,000 | Wireless Network Upgrade |
| Complete Sub-Total | | 305,000 | | | | 305,000 | |

| | | | | | | | |
|---------------------|---|---------|--------|---|-----------|-----------|--|
| School Total | 0 | 305,000 | 50,000 | 0 | 1,534,000 | 1,889,000 | |
|---------------------|---|---------|--------|---|-----------|-----------|--|

Park Lakes Elementary School

Adopted District Educational Facilities Plan

| Project | Program Year 1 2015 | Program Year 2 2016 | Program Year 3 2017 | Program Year 4 2018 | Program Year 5 2019 | Total | Scope |
|---|---------------------------|---------------------------|---------------------------|---------------------------|---------------------------|-------|-------|
| There are no DEFP projects for this location. | | | | | | | |

SMART Program

| Project | Program Year 1 2015 | Program Year 2 2016 | Program Year 3 2017 | Program Year 4 2018 | Program Year 5 2019 | Total | Scope |
|------------------------|---------------------------|---------------------------|---------------------------|---------------------------|---------------------------|-----------|---|
| Safety & Security | | 103,000 | | | | 103,000 | Fire Sprinklers |
| Music & Art | | | | 136,000 | | 136,000 | Music Room Renovation |
| Music & Art | | | | 339,000 | | 339,000 | Conversion of Existing Space to Music and/or Art Lab(s) |
| Music & Art | | | | 65,000 | | 65,000 | Art Room Renovation and Equipment |
| Renovation | 100,000 | | | | | 100,000 | School Choice Enhancement |
| Renovation | | | 110,000 | | | 110,000 | Wireless Network Upgrade |
| Renovation | | | 12,000 | | | 12,000 | CAT 6 Data port Upgrade |
| Renovation | | | 131,000 | | | 131,000 | Building Envelope Improvements (Roof, Window, Ext Wall, etc.) |
| Technology | | | 236,000 | | | 236,000 | Additional computers to close computer gap |
| Technology | | | 34,000 | | | 34,000 | Technology Infrastructure (Servers, Racks, etc.) Upgrade |
| SMART Sub-Total | 100,000 | 103,000 | 523,000 | 540,000 | | 1,266,000 | |

Completed

| Type | Program Year 1 2015 | Program Year 2 2016 | Program Year 3 2017 | Program Year 4 2018 | Program Year 5 2019 | Total | Scope |
|---------------------------|---------------------------|---------------------------|---------------------------|---------------------------|---------------------------|--------|-----------------------------|
| SMART | | | 50,000 | | | 50,000 | Music Equipment Replacement |
| Complete Sub-Total | | | 50,000 | | | 50,000 | |

| | | | | | | | |
|---------------------|---------|---------|---------|---------|---|-----------|--|
| School Total | 100,000 | 103,000 | 573,000 | 540,000 | 0 | 1,316,000 | |
|---------------------|---------|---------|---------|---------|---|-----------|--|

Park Ridge Elementary School

Adopted District Educational Facilities Plan

| Project | Program Year 1 2015 | Program Year 2 2016 | Program Year 3 2017 | Program Year 4 2018 | Program Year 5 2019 | Total | Scope |
|---|---------------------------|---------------------------|---------------------------|---------------------------|---------------------------|-------|-------|
| There are no DEFP projects for this location. | | | | | | | |

SMART Program

| Project | Program Year 1 2015 | Program Year 2 2016 | Program Year 3 2017 | Program Year 4 2018 | Program Year 5 2019 | Total | Scope |
|------------------------|---------------------------|---------------------------|---------------------------|---------------------------|---------------------------|-----------|--|
| Safety & Security | | | | | 294,000 | 294,000 | Fire Alarm |
| Music & Art Equipment | 50,000 | | | | | 50,000 | Music Equipment Replacement |
| Renovation | | | 78,000 | | 798,000 | 876,000 | HVAC Improvements |
| Renovation | | | | | 746,000 | 746,000 | Building Envelope Improvements (Roof, Window, Ext Wall, etc.) |
| Renovation | | | | | 100,000 | 100,000 | School Choice Enhancement |
| Renovation | | | | | 268,000 | 268,000 | Media Center improvements |
| SMART Sub-Total | 50,000 | | 78,000 | | 2,206,000 | 2,334,000 | |

Completed

| Type | Program Year 1 2015 | Program Year 2 2016 | Program Year 3 2017 | Program Year 4 2018 | Program Year 5 2019 | Total | Scope |
|---------------------------|---------------------------|---------------------------|---------------------------|---------------------------|---------------------------|---------|---|
| SMART | | 147,000 | | | | 147,000 | Additional computers to close computer gap |
| SMART | | 6,000 | | | | 6,000 | CAT 6 Data port Upgrade |
| SMART | | 97,000 | | | | 97,000 | Technology Infrastructure (Servers, Racks, etc.) Upgrade |
| SMART | | 61,000 | | | | 61,000 | Wireless Network Upgrade |
| Complete Sub-Total | | 311,000 | | | | 311,000 | |

| | | | | | | | |
|---------------------|--------|---------|--------|---|-----------|-----------|--|
| School Total | 50,000 | 311,000 | 78,000 | 0 | 2,206,000 | 2,645,000 | |
|---------------------|--------|---------|--------|---|-----------|-----------|--|

Park Springs Elementary School

Adopted District Educational Facilities Plan

| Project | Program Year 1 2015 | Program Year 2 2016 | Program Year 3 2017 | Program Year 4 2018 | Program Year 5 2019 | Total | Scope |
|---|---------------------------|---------------------------|---------------------------|---------------------------|---------------------------|-------|-------|
| There are no DEFP projects for this location. | | | | | | | |

SMART Program

| Project | Program Year 1 2015 | Program Year 2 2016 | Program Year 3 2017 | Program Year 4 2018 | Program Year 5 2019 | Total | Scope |
|-----------------------|---------------------------|---------------------------|---------------------------|---------------------------|---------------------------|-----------|---|
| Safety & Security | | | | | 1,034,000 | 1,034,000 | Fire Sprinklers and Fire Alarm |
| Music & Art | | | | | 136,000 | 136,000 | Music Room Renovation |
| Music & Art Equipment | | | 50,000 | | | 50,000 | Music Equipment Replacement |
| Music & Art | | | | | 169,000 | 169,000 | Conversion of Existing Space to Music and/or Art Lab(s) |
| Renovation | | | | | 100,000 | 100,000 | School Choice Enhancement |
| Renovation | | | | | 1,242,000 | 1,242,000 | Building Envelope Improvements (Roof, Window, Ext Wall, etc.) |
| Renovation | | | | | 2,440,000 | 2,440,000 | HVAC Improvements |
| SMART Sub-Total | | | 50,000 | | 5,121,000 | 5,171,000 | |

Completed

| Type | Program Year 1 2015 | Program Year 2 2016 | Program Year 3 2017 | Program Year 4 2018 | Program Year 5 2019 | Total | Scope |
|--------------------|---------------------------|---------------------------|---------------------------|---------------------------|---------------------------|---------|--|
| SMART | | 258,000 | | | | 258,000 | Additional computers to close computer gap |
| SMART | | 19,000 | | | | 19,000 | CAT 6 Data port Upgrade |
| SMART | | 56,000 | | | | 56,000 | Technology Infrastructure (Servers, Racks, etc.) Upgrade |
| SMART | | 97,000 | | | | 97,000 | Wireless Network Upgrade |
| Complete Sub-Total | | 430,000 | | | | 430,000 | |

| | | | | | | | |
|---------------------|---|---------|--------|---|-----------|-----------|--|
| School Total | 0 | 430,000 | 50,000 | 0 | 5,121,000 | 5,601,000 | |
|---------------------|---|---------|--------|---|-----------|-----------|--|

Park Trails Elementary School

Adopted District Educational Facilities Plan

| Project | Program Year 1 2015 | Program Year 2 2016 | Program Year 3 2017 | Program Year 4 2018 | Program Year 5 2019 | Total | Scope |
|--------------------|---------------------|---------------------|---------------------|---------------------|---------------------|-----------|---|
| HVAC | 50,000 | | | | | 50,000 | Removal and replacement of existing split DX unit in room 103F with roof mounted condensing unit. New unit will provide better climate control for this room which houses IT equipment. |
| Modular Classrooms | 1,010,867 | | | | | 1,010,867 | Provide and install three modular classrooms per the terms of the Second Amendment to the Modular Classroom Interlocal Agreement between the School Board and the City of Parkland. |
| DEFP Sub-Total | 1,060,867 | 0 | 0 | 0 | 0 | 1,060,867 | |

SMART Program

| Project | Program Year 1 2015 | Program Year 2 2016 | Program Year 3 2017 | Program Year 4 2018 | Program Year 5 2019 | Total | Scope |
|-----------------------|---------------------|---------------------|---------------------|---------------------|---------------------|-----------|---|
| Safety & Security | | | | | 503,000 | 503,000 | Fire Alarm |
| Music & Art | | | | | 136,000 | 136,000 | Music Room Renovation |
| Music & Art Equipment | | | 50,000 | | | 50,000 | Music Equipment Replacement |
| Music & Art | | | | | 339,000 | 339,000 | Conversion of Existing Space to Music and/or Art Lab(s) |
| Music & Art | | | | | 65,000 | 65,000 | Art Room Renovation and Equipment |
| Renovation | | | | | 100,000 | 100,000 | School Choice Enhancement |
| Renovation | | | | | 157,000 | 157,000 | HVAC Improvements |
| Renovation | | | | | 1,114,000 | 1,114,000 | Building Envelope Improvements (Roof, Window, Ext Wall, etc.) |
| SMART Sub-Total | | | 50,000 | | 2,414,000 | 2,464,000 | |

Completed

| Type | Program Year 1 2015 | Program Year 2 2016 | Program Year 3 2017 | Program Year 4 2018 | Program Year 5 2019 | Total | Scope |
|--------------------|---------------------|---------------------|---------------------|---------------------|---------------------|---------|--|
| SMART | | 349,000 | | | | 349,000 | Additional computers to close computer gap |
| SMART | | 15,000 | | | | 15,000 | CAT 6 Data port Upgrade |
| SMART | | 23,000 | | | | 23,000 | Technology Infrastructure (Servers, Racks, etc.) Upgrade |
| SMART | | 127,000 | | | | 127,000 | Wireless Network Upgrade |
| Complete Sub-Total | | 514,000 | | | | 514,000 | |

Park Trails Elementary School

| | | | | | | |
|--------------|-----------|---------|--------|---|-----------|-----------|
| School Total | 1,060,867 | 514,000 | 50,000 | 0 | 2,414,000 | 4,038,867 |
|--------------|-----------|---------|--------|---|-----------|-----------|

Parkside Elementary School

Adopted District Educational Facilities Plan

| Project | Program Year 1 2015 | Program Year 2 2016 | Program Year 3 2017 | Program Year 4 2018 | Program Year 5 2019 | Total | Scope |
|--|---------------------------|---------------------------|---------------------------|---------------------------|---------------------------|-------|-------|
| There are no DEFP projects for this location. | | | | | | | |

SMART Program

| Project | Program Year 1 2015 | Program Year 2 2016 | Program Year 3 2017 | Program Year 4 2018 | Program Year 5 2019 | Total | Scope |
|------------------------|---------------------------|---------------------------|---------------------------|---------------------------|---------------------------|---------|--|
| Music & Art Equipment | | | 50,000 | | | 50,000 | Music Equipment Replacement |
| Renovation | | | | | 100,000 | 100,000 | School Choice Enhancement |
| Renovation | | | | | 160,000 | 160,000 | HVAC Improvements |
| Renovation | | | | | 686,000 | 686,000 | Building Envelope Improvements (Roof, Window, Ext Wall, etc.) |
| SMART Sub-Total | | | 50,000 | | 946,000 | 996,000 | |

Completed

| Type | Program Year 1 2015 | Program Year 2 2016 | Program Year 3 2017 | Program Year 4 2018 | Program Year 5 2019 | Total | Scope |
|---------------------------|---------------------------|---------------------------|---------------------------|---------------------------|---------------------------|---------|---|
| SMART | 128,000 | | | | | 128,000 | Additional computers to close computer gap |
| SMART | 8,000 | | | | | 8,000 | CAT 6 Data port Upgrade |
| SMART | 104,000 | | | | | 104,000 | Technology Infrastructure (Servers, Racks, etc.) Upgrade |
| SMART | 32,000 | | | | | 32,000 | Wireless Network Upgrade |
| Complete Sub-Total | 272,000 | | | | | 272,000 | |

| | | | | | | | |
|---------------------|---------|---|--------|---|---------|-----------|--|
| School Total | 272,000 | 0 | 50,000 | 0 | 946,000 | 1,268,000 | |
|---------------------|---------|---|--------|---|---------|-----------|--|

Parkway Middle School

Adopted District Educational Facilities Plan

| Project | Program Year 1 2015 | Program Year 2 2016 | Program Year 3 2017 | Program Year 4 2018 | Program Year 5 2019 | Total | Scope |
|---|---------------------------|---------------------------|---------------------------|---------------------------|---------------------------|-------|-------|
| There are no DEFP projects for this location. | | | | | | | |

SMART Program

| Project | Program Year 1 2015 | Program Year 2 2016 | Program Year 3 2017 | Program Year 4 2018 | Program Year 5 2019 | Total | Scope |
|------------------------|---------------------------|---------------------------|---------------------------|---------------------------|---------------------------|------------------|--|
| Safety & Security | 45,000 | | | | | 45,000 | Fire Sprinklers |
| Renovation | | | 149,000 | | | 149,000 | Wireless Network Upgrade |
| Renovation | 100,000 | | | | | 100,000 | School Choice Enhancement |
| Renovation | 337,000 | | | | | 337,000 | Media Center improvements |
| Renovation | 1,036,000 | | | | | 1,036,000 | HVAC Improvements |
| Renovation | | | 30,000 | | | 30,000 | CAT 6 Data port Upgrade |
| Renovation | 1,748,640 | | | | | 1,748,640 | Building Envelope Improvements (Roof, Window, Ext Wall, etc.) |
| Renovation | 754,360 | | | | | 754,360 | Re-roofing of Bldgs. 22 and 24 |
| Technology | | | 9,000 | | | 9,000 | Technology Infrastructure (Servers, Racks, etc.) Upgrade |
| SMART Sub-Total | 4,021,000 | | 188,000 | | | 4,209,000 | |

Completed

| Type | Program Year 1 2015 | Program Year 2 2016 | Program Year 3 2017 | Program Year 4 2018 | Program Year 5 2019 | Total | Scope |
|---------------------------|---------------------------|---------------------------|---------------------------|---------------------------|---------------------------|----------------|-----------------------------|
| DEFP | 100,000 | | | | | 100,000 | Music Equipment Replacement |
| Complete Sub-Total | 100,000 | | | | | 100,000 | |

| | | | | | | | |
|---------------------|-----------|---|---------|---|---|-----------|--|
| School Total | 4,121,000 | 0 | 188,000 | 0 | 0 | 4,309,000 | |
|---------------------|-----------|---|---------|---|---|-----------|--|

Pasadena Lakes Elementary School

Adopted District Educational Facilities Plan

| Project | Program Year 1 2015 | Program Year 2 2016 | Program Year 3 2017 | Program Year 4 2018 | Program Year 5 2019 | Total | Scope |
|--|---------------------------|---------------------------|---------------------------|---------------------------|---------------------------|-------|-------|
| There are no DEFP projects for this location. | | | | | | | |

SMART Program

| Project | Program Year 1 2015 | Program Year 2 2016 | Program Year 3 2017 | Program Year 4 2018 | Program Year 5 2019 | Total | Scope |
|------------------------|---------------------------|---------------------------|---------------------------|---------------------------|---------------------------|------------------|--|
| Safety & Security | 742,000 | | | | | 742,000 | Fire Sprinklers |
| Music & Art Equipment | | | 50,000 | | | 50,000 | Music Equipment Replacement |
| Renovation | 1,638,000 | | | | | 1,638,000 | HVAC Improvements |
| Renovation | | | 12,000 | | | 12,000 | CAT 6 Data port Upgrade |
| Renovation | 1,320,000 | | | | | 1,320,000 | Building Envelope Improvements (Roof, Window, Ext Wall, etc.) |
| Renovation | | | 81,000 | | | 81,000 | Wireless Network Upgrade |
| Renovation | 100,000 | | | | | 100,000 | School Choice Enhancement |
| Renovation | 323,000 | | | | | 323,000 | Media Center improvements |
| Technology | | | 59,000 | | | 59,000 | Additional computers to close computer gap |
| Technology | | | 17,000 | | | 17,000 | Technology Infrastructure (Servers, Racks, etc.) Upgrade |
| SMART Sub-Total | 4,123,000 | | 219,000 | | | 4,342,000 | |

Completed

| Project | Program Year 1 2015 | Program Year 2 2016 | Program Year 3 2017 | Program Year 4 2018 | Program Year 5 2019 | Total | Scope |
|--|---------------------------|---------------------------|---------------------------|---------------------------|---------------------------|-------|-------|
| There are no Completed projects for this location | | | | | | | |

| | | | | | | | |
|---------------------|-----------|---|---------|---|---|-----------|--|
| School Total | 4,123,000 | 0 | 219,000 | 0 | 0 | 4,342,000 | |
|---------------------|-----------|---|---------|---|---|-----------|--|

Pembroke Lakes Elementary School

Adopted District Educational Facilities Plan

| Project | Program Year 1 2015 | Program Year 2 2016 | Program Year 3 2017 | Program Year 4 2018 | Program Year 5 2019 | Total | Scope |
|---|---------------------------|---------------------------|---------------------------|---------------------------|---------------------------|-------|-------|
| There are no DEFP projects for this location. | | | | | | | |

SMART Program

| Project | Program Year 1 2015 | Program Year 2 2016 | Program Year 3 2017 | Program Year 4 2018 | Program Year 5 2019 | Total | Scope |
|------------------------|---------------------------|---------------------------|---------------------------|---------------------------|---------------------------|------------------|--|
| Safety & Security | | | 294,000 | | | 294,000 | Fire Alarm |
| Renovation | | | 277,000 | | | 277,000 | Media Center improvements |
| Renovation | | | 963,000 | | | 963,000 | HVAC Improvements |
| Renovation | | | 1,020,000 | | | 1,020,000 | Building Envelope Improvements (Roof, Window, Ext Wall, etc.) |
| Renovation | | | 100,000 | | | 100,000 | School Choice Enhancement |
| SMART Sub-Total | | | 2,654,000 | | | 2,654,000 | |

Completed

| Type | Program Year 1 2015 | Program Year 2 2016 | Program Year 3 2017 | Program Year 4 2018 | Program Year 5 2019 | Total | Scope |
|---------------------------|---------------------------|---------------------------|---------------------------|---------------------------|---------------------------|----------------|---|
| SMART | 90,000 | | | | | 90,000 | Additional computers to close computer gap |
| SMART | 15,000 | | | | | 15,000 | CAT 6 Data port Upgrade |
| SMART | | | 50,000 | | | 50,000 | Music Equipment Replacement |
| SMART | 51,000 | | | | | 51,000 | Technology Infrastructure (Servers, Racks, etc.) Upgrade |
| SMART | 69,000 | | | | | 69,000 | Wireless Network Upgrade |
| Complete Sub-Total | 225,000 | | 50,000 | | | 275,000 | |

| | | | | | | | |
|---------------------|---------|---|-----------|---|---|-----------|--|
| School Total | 225,000 | 0 | 2,704,000 | 0 | 0 | 2,929,000 | |
|---------------------|---------|---|-----------|---|---|-----------|--|

Pembroke Pines Elementary School

Adopted District Educational Facilities Plan

| Project | Program Year 1 2015 | Program Year 2 2016 | Program Year 3 2017 | Program Year 4 2018 | Program Year 5 2019 | Total | Scope |
|---|---------------------------|---------------------------|---------------------------|---------------------------|---------------------------|-------|-------|
| There are no DEFP projects for this location. | | | | | | | |

SMART Program

| Project | Program Year 1 2015 | Program Year 2 2016 | Program Year 3 2017 | Program Year 4 2018 | Program Year 5 2019 | Total | Scope |
|-------------------|---------------------------|---------------------------|---------------------------|---------------------------|---------------------------|-----------|--|
| Safety & Security | | | 134,000 | | | 134,000 | Safety / Security Upgrade |
| Renovation | | | 1,062,000 | | | 1,062,000 | Building Envelope Improvements (Roof, Window, Ext Wall, etc.) |
| Renovation | | | 100,000 | | | 100,000 | School Choice Enhancement |
| Renovation | | | 281,000 | | | 281,000 | Media Center improvements |
| Renovation | | | 2,195,000 | | | 2,195,000 | HVAC Improvements |
| Renovation | | | 237,000 | | | 237,000 | Electrical Improvements |
| SMART Sub-Total | | | 4,009,000 | | | 4,009,000 | |

Completed

| Type | Program Year 1 2015 | Program Year 2 2016 | Program Year 3 2017 | Program Year 4 2018 | Program Year 5 2019 | Total | Scope |
|--------------------|---------------------------|---------------------------|---------------------------|---------------------------|---------------------------|---------|---|
| SMART | | 109,000 | | | | 109,000 | Additional computers to close computer gap |
| SMART | | 13,000 | | | | 13,000 | CAT 6 Data port Upgrade |
| SMART | | 50,000 | | | | 50,000 | Music Equipment Replacement |
| SMART | | 62,000 | | | | 62,000 | Wireless Network Upgrade |
| Complete Sub-Total | | 234,000 | | | | 234,000 | |

| | | | | | | | |
|---------------------|---|---------|-----------|---|---|-----------|--|
| School Total | 0 | 234,000 | 4,009,000 | 0 | 0 | 4,243,000 | |
|---------------------|---|---------|-----------|---|---|-----------|--|

Perry, Annabel C. Elementary School

Adopted District Educational Facilities Plan

| Project | Program Year 1 2015 | Program Year 2 2016 | Program Year 3 2017 | Program Year 4 2018 | Program Year 5 2019 | Total | Scope |
|---|---------------------------|---------------------------|---------------------------|---------------------------|---------------------------|-------|-------|
| There are no DEFP projects for this location. | | | | | | | |

SMART Program

| Project | Program Year 1 2015 | Program Year 2 2016 | Program Year 3 2017 | Program Year 4 2018 | Program Year 5 2019 | Total | Scope |
|------------------------|---------------------------|---------------------------|---------------------------|---------------------------|---------------------------|------------------|--|
| Safety & Security | | 18,000 | | | | 18,000 | Fire Sprinklers |
| Safety & Security | | 293,000 | | | | 293,000 | Fire Alarm |
| Music & Art Equipment | | | 50,000 | | | 50,000 | Music Equipment Replacement |
| Renovation | | | 967,000 | | | 967,000 | Building Envelope Improvements (Roof, Window, Ext Wall, etc.) |
| Renovation | 100,000 | | | | | 100,000 | School Choice Enhancement |
| Renovation | | | | 323,000 | | 323,000 | Media Center improvements |
| Renovation | 1,170,000 | | | | | 1,170,000 | HVAC Improvements |
| Renovation | | | 294,000 | | | 294,000 | Electrical Improvements |
| SMART Sub-Total | 1,270,000 | 311,000 | 1,311,000 | 323,000 | | 3,215,000 | |

Completed

| Type | Program Year 1 2015 | Program Year 2 2016 | Program Year 3 2017 | Program Year 4 2018 | Program Year 5 2019 | Total | Scope |
|---------------------------|---------------------------|---------------------------|---------------------------|---------------------------|---------------------------|----------------|---|
| SMART | | 162,000 | | | | 162,000 | Additional computers to close computer gap |
| SMART | | 14,000 | | | | 14,000 | CAT 6 Data port Upgrade |
| SMART | | 44,000 | | | | 44,000 | Technology Infrastructure (Servers, Racks, etc.) Upgrade |
| SMART | | 93,000 | | | | 93,000 | Wireless Network Upgrade |
| Complete Sub-Total | | 313,000 | | | | 313,000 | |

| | | | | | | | |
|---------------------|-----------|---------|-----------|---------|---|-----------|--|
| School Total | 1,270,000 | 624,000 | 1,311,000 | 323,000 | 0 | 3,528,000 | |
|---------------------|-----------|---------|-----------|---------|---|-----------|--|

Peters Elementary School

Adopted District Educational Facilities Plan

| Project | Program Year 1 2015 | Program Year 2 2016 | Program Year 3 2017 | Program Year 4 2018 | Program Year 5 2019 | Total | Scope |
|---|---------------------------|---------------------------|---------------------------|---------------------------|---------------------------|-------|-------|
| There are no DEFP projects for this location. | | | | | | | |

SMART Program

| Project | Program Year 1 2015 | Program Year 2 2016 | Program Year 3 2017 | Program Year 4 2018 | Program Year 5 2019 | Total | Scope |
|------------------------|---------------------------|---------------------------|---------------------------|---------------------------|---------------------------|-----------|--|
| Safety & Security | | | | 455,000 | | 455,000 | Fire Sprinklers |
| Safety & Security | | | | 252,000 | | 252,000 | Fire Alarm |
| Music & Art Equipment | | | 50,000 | | | 50,000 | Music Equipment Replacement |
| Renovation | | | | 100,000 | | 100,000 | School Choice Enhancement |
| Renovation | | | | 242,000 | | 242,000 | Media Center improvements |
| Renovation | | | | 219,000 | | 219,000 | HVAC Improvements |
| Renovation | | | | 1,870,000 | | 1,870,000 | Building Envelope Improvements (Roof, Window, Ext Wall, etc.) |
| SMART Sub-Total | | | 50,000 | 3,138,000 | | 3,188,000 | |

Completed

| Type | Program Year 1 2015 | Program Year 2 2016 | Program Year 3 2017 | Program Year 4 2018 | Program Year 5 2019 | Total | Scope |
|---------------------------|---------------------------|---------------------------|---------------------------|---------------------------|---------------------------|---------|---|
| SMART | | 154,000 | | | | 154,000 | Additional computers to close computer gap |
| SMART | | 12,000 | | | | 12,000 | CAT 6 Data port Upgrade |
| SMART | | 90,000 | | | | 90,000 | Wireless Network Upgrade |
| Complete Sub-Total | | 256,000 | | | | 256,000 | |

| | | | | | | | |
|---------------------|---|---------|--------|-----------|---|-----------|--|
| School Total | 0 | 256,000 | 50,000 | 3,138,000 | 0 | 3,444,000 | |
|---------------------|---|---------|--------|-----------|---|-----------|--|

Pine Ridge Education Center

Adopted District Educational Facilities Plan

| Project | Program Year 1 2015 | Program Year 2 2016 | Program Year 3 2017 | Program Year 4 2018 | Program Year 5 2019 | Total | Scope |
|--|---------------------------|---------------------------|---------------------------|---------------------------|---------------------------|-------|-------|
| There are no DEFP projects for this location. | | | | | | | |

SMART Program

| Project | Program Year 1 2015 | Program Year 2 2016 | Program Year 3 2017 | Program Year 4 2018 | Program Year 5 2019 | Total | Scope |
|------------------------|---------------------------|---------------------------|---------------------------|---------------------------|---------------------------|----------------|-----------------------------|
| Music & Art Equipment | | 50,000 | | | | 50,000 | Music Equipment Replacement |
| Renovation | | | 16,000 | | | 16,000 | Wireless Network Upgrade |
| Renovation | 100,000 | | | | | 100,000 | School Choice Enhancement |
| Renovation | | | | 74,000 | | 74,000 | HVAC Improvements |
| Renovation | | | 3,000 | | | 3,000 | CAT 6 Data port Upgrade |
| SMART Sub-Total | 100,000 | 50,000 | 19,000 | 74,000 | | 243,000 | |

Completed

| Project | Program Year 1 2015 | Program Year 2 2016 | Program Year 3 2017 | Program Year 4 2018 | Program Year 5 2019 | Total | Scope |
|--|---------------------------|---------------------------|---------------------------|---------------------------|---------------------------|-------|-------|
| There are no Completed projects for this location | | | | | | | |

| | | | | | | | |
|---------------------|---------|--------|--------|--------|---|---------|--|
| School Total | 100,000 | 50,000 | 19,000 | 74,000 | 0 | 243,000 | |
|---------------------|---------|--------|--------|--------|---|---------|--|

Pines Lakes Elementary School

Adopted District Educational Facilities Plan

| Project | Program Year 1 2015 | Program Year 2 2016 | Program Year 3 2017 | Program Year 4 2018 | Program Year 5 2019 | Total | Scope |
|---|---------------------------|---------------------------|---------------------------|---------------------------|---------------------------|-------|-------|
| There are no DEFP projects for this location. | | | | | | | |

SMART Program

| Project | Program Year 1 2015 | Program Year 2 2016 | Program Year 3 2017 | Program Year 4 2018 | Program Year 5 2019 | Total | Scope |
|-----------------------|---------------------------|---------------------------|---------------------------|---------------------------|---------------------------|-----------|--|
| Safety & Security | | | | 662,000 | | 662,000 | Fire Sprinklers |
| Music & Art Equipment | | | 50,000 | | | 50,000 | Music Equipment Replacement |
| Renovation | | | | 100,000 | | 100,000 | School Choice Enhancement |
| Renovation | | | | 156,000 | | 156,000 | Media Center improvements |
| Renovation | | | | 270,000 | | 270,000 | Building Envelope Improvements (Roof, Window, Ext Wall, etc.) |
| Renovation | | | | 395,000 | | 395,000 | HVAC Improvements |
| SMART Sub-Total | | | 50,000 | 1,583,000 | | 1,633,000 | |

Completed

| Type | Program Year 1 2015 | Program Year 2 2016 | Program Year 3 2017 | Program Year 4 2018 | Program Year 5 2019 | Total | Scope |
|--------------------|---------------------------|---------------------------|---------------------------|---------------------------|---------------------------|---------|---|
| SMART | | 160,000 | | | | 160,000 | Additional computers to close computer gap |
| SMART | | 10,000 | | | | 10,000 | CAT 6 Data port Upgrade |
| SMART | | 71,000 | | | | 71,000 | Wireless Network Upgrade |
| Complete Sub-Total | | 241,000 | | | | 241,000 | |

| | | | | | | | |
|---------------------|---|---------|--------|-----------|---|-----------|--|
| School Total | 0 | 241,000 | 50,000 | 1,583,000 | 0 | 1,874,000 | |
|---------------------|---|---------|--------|-----------|---|-----------|--|

Pines Middle School

Adopted District Educational Facilities Plan

| Project | Program Year 1 2015 | Program Year 2 2016 | Program Year 3 2017 | Program Year 4 2018 | Program Year 5 2019 | Total | Scope |
|---|---------------------------|---------------------------|---------------------------|---------------------------|---------------------------|-------|-------|
| There are no DEFP projects for this location. | | | | | | | |

SMART Program

| Project | Program Year 1 2015 | Program Year 2 2016 | Program Year 3 2017 | Program Year 4 2018 | Program Year 5 2019 | Total | Scope |
|-----------------|---------------------------|---------------------------|---------------------------|---------------------------|---------------------------|---------|---|
| Renovation | | | | | 105,000 | 105,000 | Building Envelope Improvements (Roof, Window, Ext Wall, etc.) |
| Renovation | | | | | 100,000 | 100,000 | School Choice Enhancement |
| Renovation | | | 18,000 | | | 18,000 | CAT 6 Data port Upgrade |
| Renovation | | | | | 290,000 | 290,000 | HVAC Improvements |
| Technology | | | 244,000 | | | 244,000 | Additional computers to close computer gap |
| SMART Sub-Total | | | 262,000 | | 495,000 | 757,000 | |

Completed

| Type | Program Year 1 2015 | Program Year 2 2016 | Program Year 3 2017 | Program Year 4 2018 | Program Year 5 2019 | Total | Scope |
|--------------------|---------------------------|---------------------------|---------------------------|---------------------------|---------------------------|---------|-----------------------------|
| SMART | | | 100,000 | | | 100,000 | Music Equipment Replacement |
| Complete Sub-Total | | | 100,000 | | | 100,000 | |

| | | | | | | | |
|---------------------|---|---|---------|---|---------|---------|--|
| School Total | 0 | 0 | 362,000 | 0 | 495,000 | 857,000 | |
|---------------------|---|---|---------|---|---------|---------|--|

Pinewood Elementary School

Adopted District Educational Facilities Plan

| Project | Program Year 1 2015 | Program Year 2 2016 | Program Year 3 2017 | Program Year 4 2018 | Program Year 5 2019 | Total | Scope |
|---|---------------------------|---------------------------|---------------------------|---------------------------|---------------------------|-------|-------|
| There are no DEFP projects for this location. | | | | | | | |

SMART Program

| Project | Program Year 1 2015 | Program Year 2 2016 | Program Year 3 2017 | Program Year 4 2018 | Program Year 5 2019 | Total | Scope |
|------------------------|---------------------------|---------------------------|---------------------------|---------------------------|---------------------------|-----------|--|
| Safety & Security | | 732,000 | | | | 732,000 | Fire Sprinklers |
| Renovation | | 862,000 | | | | 862,000 | Building Envelope Improvements (Roof, Window, Ext Wall, etc.) |
| Renovation | | | 90,000 | | | 90,000 | Wireless Network Upgrade |
| Renovation | 100,000 | | | | | 100,000 | School Choice Enhancement |
| Renovation | | | 192,000 | | | 192,000 | Media Center improvements |
| Renovation | | | 122,000 | | | 122,000 | HVAC Improvements |
| Renovation | | | 14,000 | | | 14,000 | CAT 6 Data port Upgrade |
| Technology | | | 8,000 | | | 8,000 | Technology Infrastructure (Servers, Racks, etc.) Upgrade |
| Technology | | | 88,000 | | | 88,000 | Additional computers to close computer gap |
| SMART Sub-Total | 100,000 | 1,594,000 | 514,000 | | | 2,208,000 | |

Completed

| Type | Program Year 1 2015 | Program Year 2 2016 | Program Year 3 2017 | Program Year 4 2018 | Program Year 5 2019 | Total | Scope |
|---------------------------|---------------------------|---------------------------|---------------------------|---------------------------|---------------------------|--------|-----------------------------|
| SMART | | 50,000 | | | | 50,000 | Music Equipment Replacement |
| Complete Sub-Total | | 50,000 | | | | 50,000 | |

| | | | | | | | |
|---------------------|---------|-----------|---------|---|---|-----------|--|
| School Total | 100,000 | 1,644,000 | 514,000 | 0 | 0 | 2,258,000 | |
|---------------------|---------|-----------|---------|---|---|-----------|--|

Pioneer Middle School

Adopted District Educational Facilities Plan

| Project | Program Year 1 2015 | Program Year 2 2016 | Program Year 3 2017 | Program Year 4 2018 | Program Year 5 2019 | Total | Scope |
|----------------|---------------------|---------------------|---------------------|---------------------|---------------------|-----------|--|
| Life Safety | 1,550,000 | | | | | 1,550,000 | Fire Sprinkler Protection. Upgrade lighting to T8 and Emergency Lighting |
| DEFP Sub-Total | 1,550,000 | 0 | 0 | 0 | 0 | 1,550,000 | |

SMART Program

| Project | Program Year 1 2015 | Program Year 2 2016 | Program Year 3 2017 | Program Year 4 2018 | Program Year 5 2019 | Total | Scope |
|-------------------|---------------------|---------------------|---------------------|---------------------|---------------------|-----------|---|
| Safety & Security | | | 86,000 | | | 86,000 | Safety / Security Upgrade |
| Renovation | | | 2,018,000 | | | 2,018,000 | Building Envelope Improvements (Roof, Window, Ext Wall, etc.) |
| Renovation | | | 100,000 | | | 100,000 | School Choice Enhancement |
| Renovation | | | 633,000 | | | 633,000 | Media Center improvements |
| Renovation | | | 4,011,000 | | | 4,011,000 | HVAC Improvements |
| SMART Sub-Total | | | 6,848,000 | | | 6,848,000 | |

Completed

| Type | Program Year 1 2015 | Program Year 2 2016 | Program Year 3 2017 | Program Year 4 2018 | Program Year 5 2019 | Total | Scope |
|--------------------|---------------------|---------------------|---------------------|---------------------|---------------------|---------|--|
| SMART | 263,000 | | | | | 263,000 | Additional computers to close computer gap |
| SMART | 19,000 | | | | | 19,000 | CAT 6 Data port Upgrade |
| SMART | 100,000 | | | | | 100,000 | Music Equipment Replacement |
| SMART | 275,000 | | | | | 275,000 | Technology Infrastructure (Servers, Racks, etc.) Upgrade |
| SMART | | | 70,000 | | | 70,000 | Track Resurfacing |
| Complete Sub-Total | 657,000 | | 70,000 | | | 727,000 | |

| | | | | | | | |
|---------------------|-----------|---|-----------|---|---|-----------|--|
| School Total | 2,207,000 | 0 | 6,918,000 | 0 | 0 | 9,125,000 | |
|---------------------|-----------|---|-----------|---|---|-----------|--|

Piper High School

Adopted District Educational Facilities Plan

| Project | Program Year 1 2015 | Program Year 2 2016 | Program Year 3 2017 | Program Year 4 2018 | Program Year 5 2019 | Total | Scope |
|---|---------------------------|---------------------------|---------------------------|---------------------------|---------------------------|-------|-------|
| There are no DEFP projects for this location. | | | | | | | |

SMART Program

| Project | Program Year 1 2015 | Program Year 2 2016 | Program Year 3 2017 | Program Year 4 2018 | Program Year 5 2019 | Total | Scope |
|------------------------|---------------------------|---------------------------|---------------------------|---------------------------|---------------------------|-------------------|--|
| Safety & Security | 494,000 | | | | | 494,000 | Fire Sprinklers |
| Safety & Security | 540,000 | | | | | 540,000 | Single Point of Entry |
| Safety & Security | 212,000 | | | | | 212,000 | Safety / Security Upgrade |
| Athletics | 121,000 | | | | | 121,000 | Weight Room Renovation |
| Renovation | 6,161,000 | | | | | 6,161,000 | HVAC Improvements |
| Renovation | 266,000 | | | | | 266,000 | Electrical Improvements |
| Renovation | 4,236,000 | | | | | 4,236,000 | Building Envelope Improvements (Roof, Window, Ext Wall, etc.) |
| Renovation | 2,319,000 | | | | | 2,319,000 | STEM Lab improvements |
| Renovation | 100,000 | | | | | 100,000 | School Choice Enhancement |
| Renovation | 693,000 | | | | | 693,000 | Media Center improvements |
| SMART Sub-Total | 15,142,000 | | | | | 15,142,000 | |

Completed

| Type | Program Year 1 2015 | Program Year 2 2016 | Program Year 3 2017 | Program Year 4 2018 | Program Year 5 2019 | Total | Scope |
|---------------------------|---------------------------|---------------------------|---------------------------|---------------------------|---------------------------|------------------|--|
| SMART | 460,000 | | | | | 460,000 | Additional computers to close computer gap |
| SMART | 29,000 | | | | | 29,000 | CAT 6 Data port Upgrade |
| SMART | | | 300,000 | | | 300,000 | Music Equipment Replacement |
| SMART | 488,000 | | | | | 488,000 | Technology Infrastructure (Servers, Racks, etc.) Upgrade |
| SMART | 106,000 | | | | | 106,000 | Wireless Network Upgrade |
| Complete Sub-Total | 1,083,000 | | 300,000 | | | 1,383,000 | |

| | | | | | | | |
|---------------------|------------|---|---------|---|---|------------|--|
| School Total | 16,225,000 | 0 | 300,000 | 0 | 0 | 16,525,000 | |
|---------------------|------------|---|---------|---|---|------------|--|

Plantation Elementary School

Adopted District Educational Facilities Plan

| Project | Program Year 1 2015 | Program Year 2 2016 | Program Year 3 2017 | Program Year 4 2018 | Program Year 5 2019 | Total | Scope |
|--|---------------------------|---------------------------|---------------------------|---------------------------|---------------------------|-------|-------|
| There are no DEFP projects for this location. | | | | | | | |

SMART Program

| Project | Program Year 1 2015 | Program Year 2 2016 | Program Year 3 2017 | Program Year 4 2018 | Program Year 5 2019 | Total | Scope |
|------------------------|---------------------------|---------------------------|---------------------------|---------------------------|---------------------------|---------|--|
| Music & Art Equipment | | | 50,000 | | | 50,000 | Music Equipment Replacement |
| Renovation | | | 76,000 | | | 76,000 | Wireless Network Upgrade |
| Renovation | 100,000 | | | | | 100,000 | School Choice Enhancement |
| Renovation | | | | | 145,000 | 145,000 | HVAC Improvements |
| Renovation | | | 12,000 | | | 12,000 | CAT 6 Data port Upgrade |
| Technology | | | 8,000 | | | 8,000 | Technology Infrastructure (Servers, Racks, etc.) Upgrade |
| Technology | | | 92,000 | | | 92,000 | Additional computers to close computer gap |
| SMART Sub-Total | 100,000 | | 238,000 | | 145,000 | 483,000 | |

Completed

| Project | Program Year 1 2015 | Program Year 2 2016 | Program Year 3 2017 | Program Year 4 2018 | Program Year 5 2019 | Total | Scope |
|--|---------------------------|---------------------------|---------------------------|---------------------------|---------------------------|-------|-------|
| There are no Completed projects for this location | | | | | | | |

| | | | | | | | |
|---------------------|---------|---|---------|---|---------|---------|--|
| School Total | 100,000 | 0 | 238,000 | 0 | 145,000 | 483,000 | |
|---------------------|---------|---|---------|---|---------|---------|--|

Plantation High School

Adopted District Educational Facilities Plan

| Project | Program Year 1 2015 | Program Year 2 2016 | Program Year 3 2017 | Program Year 4 2018 | Program Year 5 2019 | Total | Scope |
|-----------------------|---------------------------|---------------------------|---------------------------|---------------------------|---------------------------|----------------|---|
| Re-Roof | 40,500 | | | | | 40,500 | Replace existing roofing with a new roofing system. Reroofing of existing building #12 including, but not limited to all demolition of roofing materials as required remove existing roofing and correction of any deficiencies required to repair the substrates. Furnish and install SBS modified roofing system. |
| Canopy | 272,883 | | | | | 272,883 | Construction of a new aluminum canopy in accordance with SBBC design criteria and building codes. Scope of work includes, but is not limited to, all site and underground utilities demolition, site work, underground utilities, concrete, electrical and lighting protection as required for the outdoor dining area. |
| DEFP Sub-Total | 313,383 | 0 | 0 | 0 | 0 | 313,383 | |

SMART Program

| Project | Program Year 1 2015 | Program Year 2 2016 | Program Year 3 2017 | Program Year 4 2018 | Program Year 5 2019 | Total | Scope |
|------------------------|---------------------------|---------------------------|---------------------------|---------------------------|---------------------------|-------------------|---|
| Safety & Security | | | | 57,000 | | 57,000 | Safety / Security Upgrade |
| Safety & Security | | | | 1,978,000 | | 1,978,000 | Fire Sprinklers |
| Music & Art | | | | 1,192,000 | | 1,192,000 | Replace Building 2 |
| Music & Art Equipment | | | 300,000 | | | 300,000 | Music Equipment Replacement |
| Athletics | | | | 121,000 | | 121,000 | Weight Room Renovation |
| Athletics | | | 300,000 | | | 300,000 | Track Resurfacing |
| Renovation | | | | 1,913,000 | | 1,913,000 | STEM Lab improvements |
| Renovation | | | | 100,000 | | 100,000 | School Choice Enhancement |
| Renovation | | | | 772,000 | | 772,000 | Media Center improvements |
| Renovation | | | | 6,312,000 | | 6,312,000 | HVAC Improvements |
| Renovation | | | | 2,725,000 | | 2,725,000 | Building Envelope Improvements (Roof, Window, Ext Wall, etc.) |
| SMART Sub-Total | | | 600,000 | 15,170,000 | | 15,770,000 | |

Plantation High School

Completed

| Type | Program Year 1 2015 | Program Year 2 2016 | Program Year 3 2017 | Program Year 4 2018 | Program Year 5 2019 | Total | Scope |
|--------------------|---------------------------|---------------------------|---------------------------|---------------------------|---------------------------|---------|--|
| SMART | | 503,000 | | | | 503,000 | Additional computers to close computer gap |
| SMART | | 13,000 | | | | 13,000 | CAT 6 Data port Upgrade |
| SMART | | 9,000 | | | | 9,000 | Technology Infrastructure (Servers, Racks, etc.) Upgrade |
| SMART | | 224,000 | | | | 224,000 | Wireless Network Upgrade |
| Complete Sub-Total | | 749,000 | | | | 749,000 | |

| | | | | | | |
|---------------------|---------|---------|---------|------------|---|------------|
| School Total | 313,383 | 749,000 | 600,000 | 15,170,000 | 0 | 16,832,383 |
|---------------------|---------|---------|---------|------------|---|------------|

Plantation Middle School

Adopted District Educational Facilities Plan

| Project | Program Year 1 2015 | Program Year 2 2016 | Program Year 3 2017 | Program Year 4 2018 | Program Year 5 2019 | Total | Scope |
|--|---------------------------|---------------------------|---------------------------|---------------------------|---------------------------|-------|-------|
| There are no DEFP projects for this location. | | | | | | | |

SMART Program

| Project | Program Year 1 2015 | Program Year 2 2016 | Program Year 3 2017 | Program Year 4 2018 | Program Year 5 2019 | Total | Scope |
|------------------------|---------------------------|---------------------------|---------------------------|---------------------------|---------------------------|------------------|--|
| Safety & Security | | 585,000 | | | | 585,000 | Fire Sprinklers |
| Music & Art Equipment | | | 100,000 | | | 100,000 | Music Equipment Replacement |
| Renovation | | 235,000 | | | | 235,000 | HVAC Improvements |
| Renovation | | 277,000 | | | | 277,000 | Electrical Improvements |
| Renovation | | | 16,000 | | | 16,000 | CAT 6 Data port Upgrade |
| Renovation | | 1,796,000 | | | | 1,796,000 | Building Envelope Improvements (Roof, Window, Ext Wall, etc.) |
| Renovation | | 100,000 | | | | 100,000 | School Choice Enhancement |
| Renovation | | 555,000 | | | | 555,000 | Media Center improvements |
| Renovation | | | 122,000 | | | 122,000 | Wireless Network Upgrade |
| Technology | | | 139,000 | | | 139,000 | Additional computers to close computer gap |
| Technology | | | 2,000 | | | 2,000 | Technology Infrastructure (Servers, Racks, etc.) Upgrade |
| SMART Sub-Total | | 3,548,000 | 379,000 | | | 3,927,000 | |

Completed

| Project | Program Year 1 2015 | Program Year 2 2016 | Program Year 3 2017 | Program Year 4 2018 | Program Year 5 2019 | Total | Scope |
|--|---------------------------|---------------------------|---------------------------|---------------------------|---------------------------|-------|-------|
| There are no Completed projects for this location | | | | | | | |

| | | | | | | |
|---------------------|---|-----------|---------|---|---|-----------|
| School Total | 0 | 3,548,000 | 379,000 | 0 | 0 | 3,927,000 |
|---------------------|---|-----------|---------|---|---|-----------|

Plantation Park Elementary School

Adopted District Educational Facilities Plan

| Project | Program Year 1 2015 | Program Year 2 2016 | Program Year 3 2017 | Program Year 4 2018 | Program Year 5 2019 | Total | Scope |
|--|---------------------------|---------------------------|---------------------------|---------------------------|---------------------------|-------|-------|
| There are no DEFP projects for this location. | | | | | | | |

SMART Program

| Project | Program Year 1 2015 | Program Year 2 2016 | Program Year 3 2017 | Program Year 4 2018 | Program Year 5 2019 | Total | Scope |
|------------------------|---------------------------|---------------------------|---------------------------|---------------------------|---------------------------|-----------|--|
| Safety & Security | | | | | 294,000 | 294,000 | Fire Alarm |
| Music & Art Equipment | | | 50,000 | | | 50,000 | Music Equipment Replacement |
| Renovation | | | 14,000 | | | 14,000 | CAT 6 Data port Upgrade |
| Renovation | | | | | 817,000 | 817,000 | Building Envelope Improvements (Roof, Window, Ext Wall, etc.) |
| Renovation | | | 58,000 | | | 58,000 | Wireless Network Upgrade |
| Renovation | | | | | 100,000 | 100,000 | School Choice Enhancement |
| Renovation | | | | | 156,000 | 156,000 | Media Center improvements |
| Renovation | | | | | 716,000 | 716,000 | HVAC Improvements |
| Technology | | | 90,000 | | | 90,000 | Additional computers to close computer gap |
| Technology | | | 47,000 | | | 47,000 | Technology Infrastructure (Servers, Racks, etc.) Upgrade |
| SMART Sub-Total | | | 259,000 | | 2,083,000 | 2,342,000 | |

Completed

| Project | Program Year 1 2015 | Program Year 2 2016 | Program Year 3 2017 | Program Year 4 2018 | Program Year 5 2019 | Total | Scope |
|--|---------------------------|---------------------------|---------------------------|---------------------------|---------------------------|-------|-------|
| There are no Completed projects for this location | | | | | | | |

| | | | | | | |
|---------------------|---|---|---------|---|-----------|-----------|
| School Total | 0 | 0 | 259,000 | 0 | 2,083,000 | 2,342,000 |
|---------------------|---|---|---------|---|-----------|-----------|

Pompano Beach Elementary School

Adopted District Educational Facilities Plan

| Project | Program Year 1 2015 | Program Year 2 2016 | Program Year 3 2017 | Program Year 4 2018 | Program Year 5 2019 | Total | Scope |
|---|---------------------------|---------------------------|---------------------------|---------------------------|---------------------------|-------|-------|
| There are no DEFP projects for this location. | | | | | | | |

SMART Program

| Project | Program Year 1 2015 | Program Year 2 2016 | Program Year 3 2017 | Program Year 4 2018 | Program Year 5 2019 | Total | Scope |
|------------------------|---------------------------|---------------------------|---------------------------|---------------------------|---------------------------|-----------|--|
| Safety & Security | | 639,000 | | | | 639,000 | Fire Sprinklers |
| Safety & Security | | 251,000 | | | | 251,000 | Fire Alarm |
| Music & Art Equipment | 50,000 | | | | | 50,000 | Music Equipment Replacement |
| Renovation | | 100,000 | | | | 100,000 | School Choice Enhancement |
| Renovation | | 1,200,000 | | | | 1,200,000 | Replacement of building 3 |
| Renovation | | 1,903,000 | | | | 1,903,000 | HVAC Improvements |
| Renovation | | 250,000 | | | | 250,000 | Electrical Improvements |
| Renovation | | 981,000 | | | | 981,000 | Building Envelope Improvements (Roof, Window, Ext Wall, etc.) |
| SMART Sub-Total | 50,000 | 5,324,000 | | | | 5,374,000 | |

Completed

| Type | Program Year 1 2015 | Program Year 2 2016 | Program Year 3 2017 | Program Year 4 2018 | Program Year 5 2019 | Total | Scope |
|---------------------------|---------------------------|---------------------------|---------------------------|---------------------------|---------------------------|---------|--|
| SMART | | 133,000 | | | | 133,000 | Additional computers to close computer gap |
| SMART | | 12,000 | | | | 12,000 | CAT 6 Data port Upgrade |
| SMART | | 60,000 | | | | 60,000 | Wireless Network Upgrade |
| Complete Sub-Total | | 205,000 | | | | 205,000 | |

| | | | | | | | |
|---------------------|--------|-----------|---|---|---|-----------|--|
| School Total | 50,000 | 5,529,000 | 0 | 0 | 0 | 5,579,000 | |
|---------------------|--------|-----------|---|---|---|-----------|--|

Pompano Beach High School

Adopted District Educational Facilities Plan

| Project | Program Year 1 2015 | Program Year 2 2016 | Program Year 3 2017 | Program Year 4 2018 | Program Year 5 2019 | Total | Scope |
|---|---------------------------|---------------------------|---------------------------|---------------------------|---------------------------|-------|-------|
| There are no DEFP projects for this location. | | | | | | | |

SMART Program

| Project | Program Year 1 2015 | Program Year 2 2016 | Program Year 3 2017 | Program Year 4 2018 | Program Year 5 2019 | Total | Scope |
|------------------------|---------------------------|---------------------------|---------------------------|---------------------------|---------------------------|-----------|---|
| Safety & Security | | | 270,000 | | | 270,000 | Single Point of Entry |
| Safety & Security | | | | | 914,000 | 914,000 | Fire Sprinklers |
| Music & Art | | | | | 110,000 | 110,000 | Art Room Renovation and Equipment |
| Music & Art | | | | | 337,000 | 337,000 | Conversion of Existing Space to Music and/or Art Lab(s) |
| Athletics | | 300,000 | | | | 300,000 | Track Resurfacing |
| Athletics | | | | | 121,000 | 121,000 | Weight Room Renovation |
| Renovation | | | | | 100,000 | 100,000 | School Choice Enhancement |
| Renovation | | | | | 815,000 | 815,000 | HVAC Improvements |
| Renovation | | | | | 468,000 | 468,000 | Building Envelope Improvements (Roof, Window, Ext Wall, etc.) |
| SMART Sub-Total | | 300,000 | 270,000 | | 2,865,000 | 3,435,000 | |

Completed

| Type | Program Year 1 2015 | Program Year 2 2016 | Program Year 3 2017 | Program Year 4 2018 | Program Year 5 2019 | Total | Scope |
|---------------------------|---------------------------|---------------------------|---------------------------|---------------------------|---------------------------|---------|--|
| SMART | 209,000 | | | | | 209,000 | Additional computers to close computer gap |
| SMART | 22,000 | | | | | 22,000 | CAT 6 Data port Upgrade |
| SMART | 300,000 | | | | | 300,000 | Music Equipment Replacement |
| SMART | 255,000 | | | | | 255,000 | Technology Infrastructure (Servers, Racks, etc.) Upgrade |
| Complete Sub-Total | 786,000 | | | | | 786,000 | |

| | | | | | | | |
|---------------------|---------|---------|---------|---|-----------|-----------|--|
| School Total | 786,000 | 300,000 | 270,000 | 0 | 2,865,000 | 4,221,000 | |
|---------------------|---------|---------|---------|---|-----------|-----------|--|

Pompano Beach Middle School

Adopted District Educational Facilities Plan

| Project | Program Year 1 2015 | Program Year 2 2016 | Program Year 3 2017 | Program Year 4 2018 | Program Year 5 2019 | Total | Scope |
|--|---------------------------|---------------------------|---------------------------|---------------------------|---------------------------|-------|-------|
| There are no DEFP projects for this location. | | | | | | | |

SMART Program

| Project | Program Year 1 2015 | Program Year 2 2016 | Program Year 3 2017 | Program Year 4 2018 | Program Year 5 2019 | Total | Scope |
|------------------------|---------------------------|---------------------------|---------------------------|---------------------------|---------------------------|------------------|---|
| Safety & Security | 722,000 | | | | | 722,000 | Fire Sprinklers |
| Safety & Security | 419,000 | | | | | 419,000 | Fire Alarm |
| Music & Art Equipment | | | 100,000 | | | 100,000 | Music Equipment Replacement |
| Renovation | 2,295,000 | | | | | 2,295,000 | Install new SBS Modified roof and accessories to replace roofing existing on Buildings 1, 2, 3, 5 and 8 including canopies (excluding aluminum canopies). Repair/replace roof mounted equipment and strands as required. Remove/replace roof mounted electrical wiring and conduits, chilled water supply, return stands, and piping. Install lighting protection system. |
| Renovation | 797,000 | | | | | 797,000 | Replacement of building 5 |
| Renovation | 484,000 | | | | | 484,000 | Media Center improvements |
| Renovation | 2,609,000 | | | | | 2,609,000 | HVAC Improvements |
| Renovation | 758,000 | | | | | 758,000 | Building Envelope Improvements (Roof, Window, Ext Wall, etc.) |
| SMART Sub-Total | 8,084,000 | | 100,000 | | | 8,184,000 | |

Completed

| Type | Program Year 1 2015 | Program Year 2 2016 | Program Year 3 2017 | Program Year 4 2018 | Program Year 5 2019 | Total | Scope |
|---------------------------|---------------------------|---------------------------|---------------------------|---------------------------|---------------------------|----------------|--|
| SMART | | | 170,000 | | | 170,000 | Additional computers to close computer gap |
| SMART | | | 24,000 | | | 24,000 | CAT 6 Data port Upgrade |
| SMART | 100,000 | | | | | 100,000 | School Choice Enhancement |
| SMART | | | 99,000 | | | 99,000 | Wireless Network Upgrade |
| Complete Sub-Total | 100,000 | | 293,000 | | | 393,000 | |

| | | | | | | | |
|---------------------|-----------|---|---------|---|---|-----------|--|
| School Total | 8,184,000 | 0 | 393,000 | 0 | 0 | 8,577,000 | |
|---------------------|-----------|---|---------|---|---|-----------|--|

Quiet Waters Elementary School

Adopted District Educational Facilities Plan

| Project | Program Year 1 2015 | Program Year 2 2016 | Program Year 3 2017 | Program Year 4 2018 | Program Year 5 2019 | Total | Scope |
|---|---------------------------|---------------------------|---------------------------|---------------------------|---------------------------|-------|-------|
| There are no DEFP projects for this location. | | | | | | | |

SMART Program

| Project | Program Year 1 2015 | Program Year 2 2016 | Program Year 3 2017 | Program Year 4 2018 | Program Year 5 2019 | Total | Scope |
|------------------------|---------------------------|---------------------------|---------------------------|---------------------------|---------------------------|------------------|---|
| Safety & Security | | 737,000 | | | | 737,000 | Fire Sprinklers |
| Music & Art | | 136,000 | | | | 136,000 | Music Room Renovation |
| Music & Art Equipment | | 50,000 | | | | 50,000 | Music Equipment Replacement |
| Music & Art | | 339,000 | | | | 339,000 | Conversion of Existing Space to Music and/or Art Lab(s) |
| Music & Art | | 65,000 | | | | 65,000 | Art Room Renovation and Equipment |
| Renovation | | 100,000 | | | | 100,000 | School Choice Enhancement |
| Renovation | | 2,116,000 | | | | 2,116,000 | HVAC Improvements |
| Renovation | | 1,228,000 | | | | 1,228,000 | Building Envelope Improvements (Roof, Window, Ext Wall, etc.) |
| SMART Sub-Total | | 4,771,000 | | | | 4,771,000 | |

Completed

| Type | Program Year 1 2015 | Program Year 2 2016 | Program Year 3 2017 | Program Year 4 2018 | Program Year 5 2019 | Total | Scope |
|---------------------------|---------------------------|---------------------------|---------------------------|---------------------------|---------------------------|----------------|--|
| SMART | 257,000 | | | | | 257,000 | Additional computers to close computer gap |
| SMART | 15,000 | | | | | 15,000 | CAT 6 Data port Upgrade |
| SMART | 153,000 | | | | | 153,000 | Technology Infrastructure (Servers, Racks, etc.) Upgrade |
| SMART | 57,000 | | | | | 57,000 | Wireless Network Upgrade |
| Complete Sub-Total | 482,000 | | | | | 482,000 | |

| | | | | | | | |
|---------------------|---------|-----------|---|---|---|-----------|--|
| School Total | 482,000 | 4,771,000 | 0 | 0 | 0 | 5,253,000 | |
|---------------------|---------|-----------|---|---|---|-----------|--|

Ramblewood Elementary School

Adopted District Educational Facilities Plan

| Project | Program Year 1 2015 | Program Year 2 2016 | Program Year 3 2017 | Program Year 4 2018 | Program Year 5 2019 | Total | Scope |
|---|---------------------------|---------------------------|---------------------------|---------------------------|---------------------------|-------|-------|
| There are no DEFP projects for this location. | | | | | | | |

SMART Program

| Project | Program Year 1 2015 | Program Year 2 2016 | Program Year 3 2017 | Program Year 4 2018 | Program Year 5 2019 | Total | Scope |
|------------------------|---------------------------|---------------------------|---------------------------|---------------------------|---------------------------|------------------|--|
| Safety & Security | | 702,000 | | | | 702,000 | Fire Sprinklers |
| Music & Art Equipment | | | 50,000 | | | 50,000 | Music Equipment Replacement |
| Athletics | | 6,000 | | | | 6,000 | PE/Athletic Improvements |
| Renovation | | 490,000 | | | | 490,000 | Building Envelope Improvements (Roof, Window, Ext Wall, etc.) |
| Renovation | | 100,000 | | | | 100,000 | School Choice Enhancement |
| Renovation | | 170,000 | | | | 170,000 | Media Center improvements |
| Renovation | | 1,492,000 | | | | 1,492,000 | HVAC Improvements |
| SMART Sub-Total | | 2,960,000 | 50,000 | | | 3,010,000 | |

Completed

| Type | Program Year 1 2015 | Program Year 2 2016 | Program Year 3 2017 | Program Year 4 2018 | Program Year 5 2019 | Total | Scope |
|---------------------------|---------------------------|---------------------------|---------------------------|---------------------------|---------------------------|----------------|---|
| SMART | | 179,000 | | | | 179,000 | Additional computers to close computer gap |
| SMART | | 16,000 | | | | 16,000 | CAT 6 Data port Upgrade |
| SMART | | 17,000 | | | | 17,000 | Technology Infrastructure (Servers, Racks, etc.) Upgrade |
| SMART | | 90,000 | | | | 90,000 | Wireless Network Upgrade |
| Complete Sub-Total | | 302,000 | | | | 302,000 | |

| | | | | | | | |
|---------------------|---|-----------|--------|---|---|-----------|--|
| School Total | 0 | 3,262,000 | 50,000 | 0 | 0 | 3,312,000 | |
|---------------------|---|-----------|--------|---|---|-----------|--|

Ramblewood Middle School

Adopted District Educational Facilities Plan

| Project | Program Year 1 2015 | Program Year 2 2016 | Program Year 3 2017 | Program Year 4 2018 | Program Year 5 2019 | Total | Scope |
|---|---------------------------|---------------------------|---------------------------|---------------------------|---------------------------|-------|-------|
| There are no DEFP projects for this location. | | | | | | | |

SMART Program

| Project | Program Year 1 2015 | Program Year 2 2016 | Program Year 3 2017 | Program Year 4 2018 | Program Year 5 2019 | Total | Scope |
|-----------------------|---------------------------|---------------------------|---------------------------|---------------------------|---------------------------|-----------|--|
| Safety & Security | | | 50,000 | | | 50,000 | Safety / Security Upgrade |
| Safety & Security | | | 1,207,000 | | | 1,207,000 | Fire Sprinklers |
| Music & Art Equipment | | | 100,000 | | | 100,000 | Music Equipment Replacement |
| Renovation | | | 456,000 | | | 456,000 | Media Center improvements |
| Renovation | | | 2,157,000 | | | 2,157,000 | Building Envelope Improvements (Roof, Window, Ext Wall, etc.) |
| Renovation | | | 100,000 | | | 100,000 | School Choice Enhancement |
| Renovation | | | 222,000 | | | 222,000 | HVAC Improvements |
| Renovation | | | 452,000 | | | 452,000 | Electrical Improvements |
| SMART Sub-Total | | | 4,744,000 | | | 4,744,000 | |

Completed

| Type | Program Year 1 2015 | Program Year 2 2016 | Program Year 3 2017 | Program Year 4 2018 | Program Year 5 2019 | Total | Scope |
|--------------------|---------------------------|---------------------------|---------------------------|---------------------------|---------------------------|---------|---|
| SMART | | | 183,000 | | | 183,000 | Additional computers to close computer gap |
| SMART | | | 10,000 | | | 10,000 | CAT 6 Data port Upgrade |
| SMART | | | 170,000 | | | 170,000 | Technology Infrastructure (Servers, Racks, etc.) Upgrade |
| SMART | | | 58,000 | | | 58,000 | Wireless Network Upgrade |
| Complete Sub-Total | | | 421,000 | | | 421,000 | |

| | | | | | | | |
|---------------------|---|---|-----------|---|---|-----------|--|
| School Total | 0 | 0 | 5,165,000 | 0 | 0 | 5,165,000 | |
|---------------------|---|---|-----------|---|---|-----------|--|

Rickards, James S. Middle School

Adopted District Educational Facilities Plan

| Project | Program Year 1 2015 | Program Year 2 2016 | Program Year 3 2017 | Program Year 4 2018 | Program Year 5 2019 | Total | Scope |
|---|---------------------------|---------------------------|---------------------------|---------------------------|---------------------------|-------|-------|
| There are no DEFP projects for this location. | | | | | | | |

SMART Program

| Project | Program Year 1 2015 | Program Year 2 2016 | Program Year 3 2017 | Program Year 4 2018 | Program Year 5 2019 | Total | Scope |
|------------------------|---------------------------|---------------------------|---------------------------|---------------------------|---------------------------|------------------|--|
| Safety & Security | | 233,000 | | | | 233,000 | Single Point of Entry |
| Safety & Security | | 108,000 | | | | 108,000 | Safety / Security Upgrade |
| Safety & Security | | 13,000 | | | | 13,000 | Fire Sprinklers |
| Safety & Security | | 461,000 | | | | 461,000 | Fire Alarm |
| Renovation | | | 7,000 | | | 7,000 | CAT 6 Data port Upgrade |
| Renovation | | 2,058,000 | | | | 2,058,000 | Building Envelope Improvements (Roof, Window, Ext Wall, etc.) |
| Renovation | | | 99,000 | | | 99,000 | Wireless Network Upgrade |
| Renovation | | 100,000 | | | | 100,000 | School Choice Enhancement |
| Renovation | | 441,000 | | | | 441,000 | Media Center improvements |
| Renovation | | 1,575,000 | | | | 1,575,000 | HVAC Improvements |
| Renovation | | 353,000 | | | | 353,000 | Electrical Improvements |
| Technology | | | 17,000 | | | 17,000 | Technology Infrastructure (Servers, Racks, etc.) Upgrade |
| Technology | | | 200,000 | | | 200,000 | Additional computers to close computer gap |
| SMART Sub-Total | | 5,342,000 | 323,000 | | | 5,665,000 | |

Completed

| Type | Program Year 1 2015 | Program Year 2 2016 | Program Year 3 2017 | Program Year 4 2018 | Program Year 5 2019 | Total | Scope |
|---------------------------|---------------------------|---------------------------|---------------------------|---------------------------|---------------------------|----------------|-----------------------------|
| DEFP | 100,000 | | | | | 100,000 | Music Equipment Replacement |
| Complete Sub-Total | 100,000 | | | | | 100,000 | |

| | | | | | | | |
|---------------------|---------|-----------|---------|---|---|-----------|--|
| School Total | 100,000 | 5,342,000 | 323,000 | 0 | 0 | 5,765,000 | |
|---------------------|---------|-----------|---------|---|---|-----------|--|

[This page intentionally left blank]

Riverglades Elementary School

Adopted District Educational Facilities Plan

| Project | Program Year 1 2015 | Program Year 2 2016 | Program Year 3 2017 | Program Year 4 2018 | Program Year 5 2019 | Total | Scope |
|---------------------|---------------------|---------------------|---------------------|---------------------|---------------------|-----------|--|
| Classroom Additions | 7,724,000 | | | | | 7,724,000 | Provide and install twenty-four (24) classroom additions. Project to include removal of twenty-four (24) relocatable classrooms per the terms of the First Amendment to Twenty-Four (24) Classroom Agreement between the School Board and the City of Parkland. |
| Tile Roof Repairs | 71,425 | | | | | 71,425 | Removal, disposal and replacement of existing gutters & downspouts at five tile roof areas. New gutter and downspout system shall be 22 gauge stainless steel. Repair 2 LF of missing grout on side wall counter flashing on tile roof at one location. Install new TPO membrane on wall above tile roof area and install new 22 gauge stainless steel shop fabricated capping cap at two tile roof locations. |
| DEFP Sub-Total | 7,795,425 | 0 | 0 | 0 | 0 | 7,795,425 | |

SMART Program

| Project | Program Year 1 2015 | Program Year 2 2016 | Program Year 3 2017 | Program Year 4 2018 | Program Year 5 2019 | Total | Scope |
|-----------------------|---------------------|---------------------|---------------------|---------------------|---------------------|-----------|---|
| Safety & Security | | | 783,000 | | | 783,000 | Fire Sprinklers |
| Safety & Security | | | 294,000 | | | 294,000 | Fire Alarm |
| Music & Art Equipment | | | 50,000 | | | 50,000 | Music Equipment Replacement |
| Renovation | | | 100,000 | | | 100,000 | School Choice Enhancement |
| Renovation | | | 578,000 | | | 578,000 | HVAC Improvements |
| Renovation | | | 1,015,000 | | | 1,015,000 | Building Envelope Improvements (Roof, Window, Ext Wall, etc.) |
| SMART Sub-Total | | | 2,820,000 | | | 2,820,000 | |

Completed

| Type | Program Year 1 2015 | Program Year 2 2016 | Program Year 3 2017 | Program Year 4 2018 | Program Year 5 2019 | Total | Scope |
|-------------------------------------|---------------------|---------------------|---------------------|---------------------|---------------------|---------|--|
| SMART | 165,000 | | | | | 165,000 | Additional computers to close computer gap |
| SMART | 16,000 | | | | | 16,000 | CAT 6 Data port Upgrade |
| SMART | 143,000 | | | | | 143,000 | Technology Infrastructure (Servers, Racks, etc.) Upgrade |
| SMART DEFP FY18 - September 6, 2017 | | | | | | 43,000 | Wireless Network Upgrade |

Riverglades Elementary School

| | | | | | | |
|--------------------|---------|--|--|--|--|---------|
| Complete Sub-Total | 367,000 | | | | | 367,000 |
|--------------------|---------|--|--|--|--|---------|

| | | | | | | |
|--------------|-----------|---|-----------|---|---|------------|
| School Total | 8,162,425 | 0 | 2,820,000 | 0 | 0 | 10,982,425 |
|--------------|-----------|---|-----------|---|---|------------|

Riverland Elementary School

Adopted District Educational Facilities Plan

| Project | Program Year 1 2015 | Program Year 2 2016 | Program Year 3 2017 | Program Year 4 2018 | Program Year 5 2019 | Total | Scope |
|---|---------------------------|---------------------------|---------------------------|---------------------------|---------------------------|-------|-------|
| There are no DEFP projects for this location. | | | | | | | |

SMART Program

| Project | Program Year 1 2015 | Program Year 2 2016 | Program Year 3 2017 | Program Year 4 2018 | Program Year 5 2019 | Total | Scope |
|-----------------------|---------------------------|---------------------------|---------------------------|---------------------------|---------------------------|-----------|--|
| Music & Art Equipment | 50,000 | | | | | 50,000 | Music Equipment Replacement |
| Renovation | | | | 791,000 | | 791,000 | Building Envelope Improvements (Roof, Window, Ext Wall, etc.) |
| Renovation | | | | 100,000 | | 100,000 | School Choice Enhancement |
| Renovation | | | | 715,000 | | 715,000 | HVAC Improvements |
| SMART Sub-Total | 50,000 | | | 1,606,000 | | 1,656,000 | |

Completed

| Type | Program Year 1 2015 | Program Year 2 2016 | Program Year 3 2017 | Program Year 4 2018 | Program Year 5 2019 | Total | Scope |
|--------------------|---------------------------|---------------------------|---------------------------|---------------------------|---------------------------|---------|---|
| SMART | | | 122,000 | | | 122,000 | Additional computers to close computer gap |
| SMART | | | 19,000 | | | 19,000 | CAT 6 Data port Upgrade |
| SMART | | | 25,000 | | | 25,000 | Wireless Network Upgrade |
| Complete Sub-Total | | | 166,000 | | | 166,000 | |

| | | | | | | | |
|---------------------|--------|---|---------|-----------|---|-----------|--|
| School Total | 50,000 | 0 | 166,000 | 1,606,000 | 0 | 1,822,000 | |
|---------------------|--------|---|---------|-----------|---|-----------|--|

Riverside Elementary School

Adopted District Educational Facilities Plan

| Project | Program Year 1 2015 | Program Year 2 2016 | Program Year 3 2017 | Program Year 4 2018 | Program Year 5 2019 | Total | Scope |
|-----------------------|---------------------------|---------------------------|---------------------------|---------------------------|---------------------------|--------|--|
| Accident Roof Repairs | 35,000 | | | | | 35,000 | Repair damaged standing seam roof canopy, metal decking, replacement of structure channel and installation of new gutter and fire barrier. Approximately a 24' x 24' area that was damaged at the southwest corner of Building 10 in a motor vehicle accident. |
| DEFP Sub-Total | 35,000 | 0 | 0 | 0 | 0 | 35,000 | |

SMART Program

| Project | Program Year 1 2015 | Program Year 2 2016 | Program Year 3 2017 | Program Year 4 2018 | Program Year 5 2019 | Total | Scope |
|-----------------------|---------------------------|---------------------------|---------------------------|---------------------------|---------------------------|-----------|---|
| Safety & Security | | | | 722,000 | | 722,000 | Fire Sprinklers |
| Safety & Security | | | | 294,000 | | 294,000 | Fire Alarm |
| Music & Art Equipment | | | 50,000 | | | 50,000 | Music Equipment Replacement |
| Renovation | | | | 154,000 | | 154,000 | Building Envelope Improvements (Roof, Window, Ext Wall, etc.) |
| Renovation | | | | 100,000 | | 100,000 | School Choice Enhancement |
| Renovation | | | | 160,000 | | 160,000 | Media Center improvements |
| Renovation | | | | 170,000 | | 170,000 | HVAC Improvements |
| SMART Sub-Total | | | 50,000 | 1,600,000 | | 1,650,000 | |

Completed

| Type | Program Year 1 2015 | Program Year 2 2016 | Program Year 3 2017 | Program Year 4 2018 | Program Year 5 2019 | Total | Scope |
|--------------------|---------------------------|---------------------------|---------------------------|---------------------------|---------------------------|---------|--|
| SMART | 124,000 | | | | | 124,000 | Additional computers to close computer gap |
| SMART | 19,000 | | | | | 19,000 | CAT 6 Data port Upgrade |
| SMART | 144,000 | | | | | 144,000 | Technology Infrastructure (Servers, Racks, etc.) Upgrade |
| SMART | 44,000 | | | | | 44,000 | Wireless Network Upgrade |
| Complete Sub-Total | 331,000 | | | | | 331,000 | |

| | | | | | | | |
|---------------------|---------|---|--------|-----------|---|-----------|--|
| School Total | 366,000 | 0 | 50,000 | 1,600,000 | 0 | 2,016,000 | |
|---------------------|---------|---|--------|-----------|---|-----------|--|

Rock Island Elementary School

Adopted District Educational Facilities Plan

| Project | Program Year 1 2015 | Program Year 2 2016 | Program Year 3 2017 | Program Year 4 2018 | Program Year 5 2019 | Total | Scope |
|--|---------------------------|---------------------------|---------------------------|---------------------------|---------------------------|-------|-------|
| There are no DEFP projects for this location. | | | | | | | |

SMART Program

| Project | Program Year 1 2015 | Program Year 2 2016 | Program Year 3 2017 | Program Year 4 2018 | Program Year 5 2019 | Total | Scope |
|------------------------|---------------------------|---------------------------|---------------------------|---------------------------|---------------------------|------------------|--|
| Music & Art Equipment | 50,000 | | | | | 50,000 | Music Equipment Replacement |
| Renovation | 100,000 | | | | | 100,000 | School Choice Enhancement |
| Renovation | | | 251,000 | | | 251,000 | HVAC Improvements |
| Renovation | 983,000 | | | | | 983,000 | Building Envelope Improvements (Roof, Window, Ext Wall, etc.) |
| SMART Sub-Total | 1,133,000 | | 251,000 | | | 1,384,000 | |

Completed

| Type | Program Year 1 2015 | Program Year 2 2016 | Program Year 3 2017 | Program Year 4 2018 | Program Year 5 2019 | Total | Scope |
|---------------------------|---------------------------|---------------------------|---------------------------|---------------------------|---------------------------|----------------|---|
| SMART | | | 88,000 | | | 88,000 | Additional computers to close computer gap |
| SMART | | | 5,000 | | | 5,000 | CAT 6 Data port Upgrade |
| SMART | | | 22,000 | | | 22,000 | Wireless Network Upgrade |
| Complete Sub-Total | | | 115,000 | | | 115,000 | |

| | | | | | | | |
|---------------------|-----------|---|---------|---|---|-----------|--|
| School Total | 1,133,000 | 0 | 366,000 | 0 | 0 | 1,499,000 | |
|---------------------|-----------|---|---------|---|---|-----------|--|

Royal Palm Elementary School

Adopted District Educational Facilities Plan

| Project | Program Year 1 2015 | Program Year 2 2016 | Program Year 3 2017 | Program Year 4 2018 | Program Year 5 2019 | Total | Scope |
|---|---------------------------|---------------------------|---------------------------|---------------------------|---------------------------|-------|-------|
| There are no DEFP projects for this location. | | | | | | | |

SMART Program

| Project | Program Year 1 2015 | Program Year 2 2016 | Program Year 3 2017 | Program Year 4 2018 | Program Year 5 2019 | Total | Scope |
|-----------------------|---------------------------|---------------------------|---------------------------|---------------------------|---------------------------|-----------|--|
| Safety & Security | | | 195,000 | | | 195,000 | Single Point of Entry |
| Safety & Security | | | 758,000 | | | 758,000 | Fire Sprinklers |
| Safety & Security | | | 294,000 | | | 294,000 | Fire Alarm |
| Music & Art Equipment | | | 50,000 | | | 50,000 | Music Equipment Replacement |
| Renovation | | | 100,000 | | | 100,000 | School Choice Enhancement |
| Renovation | | | 190,000 | | | 190,000 | Media Center improvements |
| Renovation | | | 1,663,000 | | | 1,663,000 | Building Envelope Improvements (Roof, Window, Ext Wall, etc.) |
| Renovation | | | 728,000 | | | 728,000 | HVAC Improvements |
| SMART Sub-Total | | | 3,978,000 | | | 3,978,000 | |

Completed

| Type | Program Year 1 2015 | Program Year 2 2016 | Program Year 3 2017 | Program Year 4 2018 | Program Year 5 2019 | Total | Scope |
|--------------------|---------------------------|---------------------------|---------------------------|---------------------------|---------------------------|---------|--|
| SMART | | 119,000 | | | | 119,000 | Additional computers to close computer gap |
| SMART | | 13,000 | | | | 13,000 | CAT 6 Data port Upgrade |
| SMART | | 9,000 | | | | 9,000 | Technology Infrastructure (Servers, Racks, etc.) Upgrade |
| SMART | | 91,000 | | | | 91,000 | Wireless Network Upgrade |
| Complete Sub-Total | | 232,000 | | | | 232,000 | |

| | | | | | | | |
|---------------------|---|---------|-----------|---|---|-----------|--|
| School Total | 0 | 232,000 | 3,978,000 | 0 | 0 | 4,210,000 | |
|---------------------|---|---------|-----------|---|---|-----------|--|

Sanders Park Elementary School

Adopted District Educational Facilities Plan

| Project | Program Year 1 2015 | Program Year 2 2016 | Program Year 3 2017 | Program Year 4 2018 | Program Year 5 2019 | Total | Scope |
|---|---------------------------|---------------------------|---------------------------|---------------------------|---------------------------|-------|-------|
| There are no DEFP projects for this location. | | | | | | | |

SMART Program

| Project | Program Year 1 2015 | Program Year 2 2016 | Program Year 3 2017 | Program Year 4 2018 | Program Year 5 2019 | Total | Scope |
|-----------------------------------|---------------------------|---------------------------|---------------------------|---------------------------|---------------------------|----------------------|--|
| Safety & Security | | | | | 689,000 | 689,000 | Fire Sprinklers |
| Safety & Security* | | | -195,000- | | | -195,000- | Single Point of Entry |
| Safety & Security | | | | | 294,000 | 294,000 | Fire Alarm |
| Music & Art Equipment | 50,000 | | | | | 50,000 | Music Equipment Replacement |
| Renovation | | | | | 100,000 | 100,000 | School Choice Enhancement |
| Renovation | | | | | 283,000 | 283,000 | Media Center improvements |
| Renovation | | | | | 2,161,000 | 2,161,000 | HVAC Improvements |
| Renovation | | | | | 1,346,000 | 1,346,000 | Building Envelope Improvements (Roof, Window, Ext Wall, etc.) |
| SMART Sub-Total | 50,000 | | | | 4,873,000 | 4,923,000 | |

*Determined that Single Point of Entry standards were previously met and SMART funding was not used to complete this project.

Completed

| Type | Program Year 1 2015 | Program Year 2 2016 | Program Year 3 2017 | Program Year 4 2018 | Program Year 5 2019 | Total | Scope |
|---------------------|---------------------------|---------------------------|---------------------------|---------------------------|---------------------------|---------|--|
| Other Capital Funds | | | 195,000 | | | 195,000 | Single Point of Entry |
| SMART | | | 116,000 | | | 116,000 | Additional computers to close computer gap |
| SMART | | | 9,000 | | | 9,000 | CAT 6 Data port Upgrade |
| SMART | | | 31,000 | | | 31,000 | Wireless Network Upgrade |
| Complete Sub-Total | | | 351,000 | | | 351,000 | |

| | | | | | | | |
|---------------------|--------|---|---------|---|-----------|-----------|--|
| School Total | 50,000 | 0 | 351,000 | 0 | 4,873,000 | 5,274,000 | |
|---------------------|--------|---|---------|---|-----------|-----------|--|

Sandpiper Elementary School

Adopted District Educational Facilities Plan

| Project | Program Year 1 2015 | Program Year 2 2016 | Program Year 3 2017 | Program Year 4 2018 | Program Year 5 2019 | Total | Scope |
|--|---------------------------|---------------------------|---------------------------|---------------------------|---------------------------|-------|-------|
| There are no DEFP projects for this location. | | | | | | | |

SMART Program

| Project | Program Year 1 2015 | Program Year 2 2016 | Program Year 3 2017 | Program Year 4 2018 | Program Year 5 2019 | Total | Scope |
|--|---------------------------|---------------------------|---------------------------|---------------------------|---------------------------|---------------------|----------------------------------|
| Safety & Security* | | | -195,000 | | | -195,000 | Single Point of Entry |
| Safety & Security | | | 319,000 | | | 319,000 | Fire Alarm |
| Music & Art Equipment | | | 50,000 | | | 50,000 | Music Equipment Replacement |
| Renovation | 100,000 | | | | | 100,000 | School Choice Enhancement |
| Renovation | 150,000 | | | | | 150,000 | HVAC Improvements |
| SMART Sub-Total | 250,000 | | 369,000 | | | 619,000 | |
| <i>*Determined that Single Point of Entry standards were previously met and SMART funding was not used to complete this project.</i> | | | | | | | |

Completed

| Type | Program Year 1 2015 | Program Year 2 2016 | Program Year 3 2017 | Program Year 4 2018 | Program Year 5 2019 | Total | Scope |
|---------------------------|---------------------------|---------------------------|---------------------------|---------------------------|---------------------------|------------------|--|
| Other Capital Funds | | | 195,000 | | | 195,000 | Single Point of Entry |
| SMART | 169,000 | | | | | 169,000 | Additional computers to close computer gap |
| SMART | 19,000 | | | | | 19,000 | CAT 6 Data port Upgrade |
| SMART | 39,000 | | | | | 39,000 | Technology Infrastructure (Servers, Racks, etc.) Upgrade |
| SMART | 39,000 | | | | | 39,000 | Wireless Network Upgrade |
| Complete Sub-Total | 266,000 | | 195,000 | | | 461,000 | |
| School Total | 516,000 | 0 | 564,000 | 0 | 0 | 1,080,000 | |

Sawgrass Elementary School

Adopted District Educational Facilities Plan

| Project | Program Year 1 2015 | Program Year 2 2016 | Program Year 3 2017 | Program Year 4 2018 | Program Year 5 2019 | Total | Scope |
|---|---------------------------|---------------------------|---------------------------|---------------------------|---------------------------|-------|-------|
| There are no DEFP projects for this location. | | | | | | | |

SMART Program

| Project | Program Year 1 2015 | Program Year 2 2016 | Program Year 3 2017 | Program Year 4 2018 | Program Year 5 2019 | Total | Scope |
|------------------------|---------------------------|---------------------------|---------------------------|---------------------------|---------------------------|-----------|--|
| Safety & Security | | | | | 846,000 | 846,000 | Fire Sprinklers |
| Safety & Security | | | | | 294,000 | 294,000 | Fire Alarm |
| Music & Art Equipment | | | 50,000 | | | 50,000 | Music Equipment Replacement |
| Renovation | | | | | 253,000 | 253,000 | Electrical Improvements |
| Renovation | | | | | 1,077,000 | 1,077,000 | Building Envelope Improvements (Roof, Window, Ext Wall, etc.) |
| Renovation | | | | | 100,000 | 100,000 | School Choice Enhancement |
| Renovation | | | | | 176,000 | 176,000 | HVAC Improvements |
| SMART Sub-Total | | | 50,000 | | 2,746,000 | 2,796,000 | |

Completed

| Type | Program Year 1 2015 | Program Year 2 2016 | Program Year 3 2017 | Program Year 4 2018 | Program Year 5 2019 | Total | Scope |
|---------------------------|---------------------------|---------------------------|---------------------------|---------------------------|---------------------------|---------|---|
| SMART | | 194,000 | | | | 194,000 | Additional computers to close computer gap |
| SMART | | 15,000 | | | | 15,000 | CAT 6 Data port Upgrade |
| SMART | | 91,000 | | | | 91,000 | Technology Infrastructure (Servers, Racks, etc.) Upgrade |
| SMART | | 101,000 | | | | 101,000 | Wireless Network Upgrade |
| Complete Sub-Total | | 401,000 | | | | 401,000 | |

| | | | | | | | |
|---------------------|---|---------|--------|---|-----------|-----------|--|
| School Total | 0 | 401,000 | 50,000 | 0 | 2,746,000 | 3,197,000 | |
|---------------------|---|---------|--------|---|-----------|-----------|--|

Sawgrass Springs Middle School

Adopted District Educational Facilities Plan

| Project | Program Year 1 2015 | Program Year 2 2016 | Program Year 3 2017 | Program Year 4 2018 | Program Year 5 2019 | Total | Scope |
|-----------------------|---------------------------|---------------------------|---------------------------|---------------------------|---------------------------|---------|--------------|
| ADA | 437,975 | | | | | 437,975 | ADA Restroom |
| DEFP Sub-Total | 437,975 | 0 | 0 | 0 | 0 | 437,975 | |

SMART Program

| Project | Program Year 1 2015 | Program Year 2 2016 | Program Year 3 2017 | Program Year 4 2018 | Program Year 5 2019 | Total | Scope |
|------------------------|---------------------------|---------------------------|---------------------------|---------------------------|---------------------------|-----------|--|
| Safety & Security | | | 420,000 | | | 420,000 | Fire Alarm |
| Safety & Security | | | 233,000 | | | 233,000 | Single Point of Entry |
| Safety & Security | | | 13,000 | | | 13,000 | Fire Sprinklers |
| Renovation | | | 2,876,000 | | | 2,876,000 | Building Envelope Improvements (Roof, Window, Ext Wall, etc.) |
| Renovation | | | 100,000 | | | 100,000 | School Choice Enhancement |
| Renovation | | | 2,577,000 | | | 2,577,000 | HVAC Improvements |
| SMART Sub-Total | | | 6,219,000 | | | 6,219,000 | |

Completed

| Type | Program Year 1 2015 | Program Year 2 2016 | Program Year 3 2017 | Program Year 4 2018 | Program Year 5 2019 | Total | Scope |
|---------------------------|---------------------------|---------------------------|---------------------------|---------------------------|---------------------------|---------|---|
| SMART | | | 188,000 | | | 188,000 | Additional computers to close computer gap |
| SMART | | 23,000 | | | | 23,000 | CAT 6 Data port Upgrade |
| SMART | | 100,000 | | | | 100,000 | Music Equipment Replacement |
| SMART | | 200,000 | | | | 200,000 | Technology Infrastructure (Servers, Racks, etc.) Upgrade |
| SMART | | 50,000 | | | | 50,000 | Wireless Network Upgrade |
| Complete Sub-Total | | 373,000 | 188,000 | | | 561,000 | |

| | | | | | | | |
|---------------------|---------|---------|-----------|---|---|-----------|--|
| School Total | 437,975 | 373,000 | 6,407,000 | 0 | 0 | 7,217,975 | |
|---------------------|---------|---------|-----------|---|---|-----------|--|

Sea Castle Elementary School

Adopted District Educational Facilities Plan

| Project | Program Year 1 2015 | Program Year 2 2016 | Program Year 3 2017 | Program Year 4 2018 | Program Year 5 2019 | Total | Scope |
|----------------|------------------------|------------------------|------------------------|------------------------|------------------------|---------|----------------|
| ADA | 118,975 | | | | | 118,975 | ADA Stage Lift |
| DEFP Sub-Total | 118,975 | 0 | 0 | 0 | 0 | 118,975 | |

SMART Program

| Project | Program Year 1 2015 | Program Year 2 2016 | Program Year 3 2017 | Program Year 4 2018 | Program Year 5 2019 | Total | Scope |
|-------------------|------------------------|------------------------|------------------------|------------------------|------------------------|-----------|---|
| Safety & Security | | | 252,000 | | | 252,000 | Fire Alarm |
| Renovation | | | 91,000 | | | 91,000 | Wireless Network Upgrade |
| Renovation | 100,000 | | | | | 100,000 | School Choice Enhancement |
| Renovation | 2,240,000 | | | | | 2,240,000 | HVAC Improvements |
| Renovation | | | 20,000 | | | 20,000 | CAT 6 Data port Upgrade |
| Renovation | | | 200,000 | | | 200,000 | Building Envelope Improvements (Roof, Window, Ext Wall, etc.) |
| Technology | | | 26,000 | | | 26,000 | Technology Infrastructure (Servers, Racks, etc.) Upgrade |
| Technology | | | 162,000 | | | 162,000 | Additional computers to close computer gap |
| SMART Sub-Total | 2,340,000 | | 751,000 | | | 3,091,000 | |

Completed

| Type | Program Year 1 2015 | Program Year 2 2016 | Program Year 3 2017 | Program Year 4 2018 | Program Year 5 2019 | Total | Scope |
|--------------------|------------------------|------------------------|------------------------|------------------------|------------------------|--------|-----------------------------|
| SMART | | | 50,000 | | | 50,000 | Music Equipment Replacement |
| Complete Sub-Total | | | 50,000 | | | 50,000 | |

| | | | | | | | |
|---------------------|-----------|---|---------|---|---|-----------|--|
| School Total | 2,458,975 | 0 | 801,000 | 0 | 0 | 3,259,975 | |
|---------------------|-----------|---|---------|---|---|-----------|--|

Seagull Alternative High School

Adopted District Educational Facilities Plan

| Project | Program Year 1 2015 | Program Year 2 2016 | Program Year 3 2017 | Program Year 4 2018 | Program Year 5 2019 | Total | Scope |
|--|---------------------------|---------------------------|---------------------------|---------------------------|---------------------------|-------|-------|
| There are no DEFP projects for this location. | | | | | | | |

SMART Program

| Project | Program Year 1 2015 | Program Year 2 2016 | Program Year 3 2017 | Program Year 4 2018 | Program Year 5 2019 | Total | Scope |
|------------------------|---------------------------|---------------------------|---------------------------|---------------------------|---------------------------|------------------|--|
| Safety & Security | | 392,000 | | | | 392,000 | Fire Sprinklers |
| Safety & Security | | 252,000 | | | | 252,000 | Fire Alarm |
| Music & Art Equipment | | 50,000 | | | | 50,000 | Music Equipment Replacement |
| Renovation | | | 171,000 | | | 171,000 | HVAC Improvements |
| Renovation | | | 89,000 | | | 89,000 | Wireless Network Upgrade |
| Renovation | 100,000 | | | | | 100,000 | School Choice Enhancement |
| Renovation | | | | 179,000 | | 179,000 | Media Center improvements |
| Renovation | | | 11,000 | | | 11,000 | CAT 6 Data port Upgrade |
| Renovation | 330,000 | | | | | 330,000 | Building Envelope Improvements (Roof, Window, Ext Wall, etc.) |
| Technology | | | 26,000 | | | 26,000 | Technology Infrastructure (Servers, Racks, etc.) Upgrade |
| SMART Sub-Total | 430,000 | 694,000 | 297,000 | 179,000 | | 1,600,000 | |

Completed

| Project | Program Year 1 2015 | Program Year 2 2016 | Program Year 3 2017 | Program Year 4 2018 | Program Year 5 2019 | Total | Scope |
|--|---------------------------|---------------------------|---------------------------|---------------------------|---------------------------|-------|-------|
| There are no Completed projects for this location | | | | | | | |

| | | | | | | | |
|---------------------|---------|---------|---------|---------|---|-----------|--|
| School Total | 430,000 | 694,000 | 297,000 | 179,000 | 0 | 1,600,000 | |
|---------------------|---------|---------|---------|---------|---|-----------|--|

Seminole Middle School

Adopted District Educational Facilities Plan

| Project | Program Year 1 2015 | Program Year 2 2016 | Program Year 3 2017 | Program Year 4 2018 | Program Year 5 2019 | Total | Scope |
|---|---------------------------|---------------------------|---------------------------|---------------------------|---------------------------|-------|-------|
| There are no DEFP projects for this location. | | | | | | | |

SMART Program

| Project | Program Year 1 2015 | Program Year 2 2016 | Program Year 3 2017 | Program Year 4 2018 | Program Year 5 2019 | Total | Scope |
|-------------------|---------------------------|---------------------------|---------------------------|---------------------------|---------------------------|-----------|--|
| Safety & Security | | | | 1,101,000 | | 1,101,000 | Fire Sprinklers |
| Safety & Security | | | | 461,000 | | 461,000 | Fire Alarm |
| Safety & Security | | | 233,000 | | | 233,000 | Single Point of Entry |
| Renovation | | | 9,000 | | | 9,000 | CAT 6 Data port Upgrade |
| Renovation | | | | 1,527,000 | | 1,527,000 | Building Envelope Improvements (Roof, Window, Ext Wall, etc.) |
| Renovation | | | 47,000 | | | 47,000 | Wireless Network Upgrade |
| Renovation | | | | 100,000 | | 100,000 | School Choice Enhancement |
| Renovation | | | | 507,000 | | 507,000 | Media Center improvements |
| Renovation | | | | 1,023,000 | | 1,023,000 | HVAC Improvements |
| Technology | | | 196,000 | | | 196,000 | Technology Infrastructure (Servers, Racks, etc.) Upgrade |
| Technology | | | 204,000 | | | 204,000 | Additional computers to close computer gap |
| SMART Sub-Total | | | 689,000 | 4,719,000 | | 5,408,000 | |

Completed

| Type | Program Year 1 2015 | Program Year 2 2016 | Program Year 3 2017 | Program Year 4 2018 | Program Year 5 2019 | Total | Scope |
|--------------------|---------------------------|---------------------------|---------------------------|---------------------------|---------------------------|---------|-----------------------------|
| SMART | 100,000 | | | | | 100,000 | Music Equipment Replacement |
| SMART | | | 70,000 | | | 70,000 | Track Resurfacing |
| Complete Sub-Total | 100,000 | | 70,000 | | | 170,000 | |

| | | | | | | | |
|---------------------|---------|---|---------|-----------|---|-----------|--|
| School Total | 100,000 | 0 | 759,000 | 4,719,000 | 0 | 5,578,000 | |
|---------------------|---------|---|---------|-----------|---|-----------|--|

Sheridan Hills Elementary School

Adopted District Educational Facilities Plan

| Project | Program Year 1 2015 | Program Year 2 2016 | Program Year 3 2017 | Program Year 4 2018 | Program Year 5 2019 | Total | Scope |
|----------------|---------------------|---------------------|---------------------|---------------------|---------------------|--------|---------------------|
| HVAC | 73,764 | | | | | 73,764 | Safety/ Ventilation |
| DEFP Sub-Total | 73,764 | 0 | 0 | 0 | 0 | 73,764 | |

SMART Program

| Project | Program Year 1 2015 | Program Year 2 2016 | Program Year 3 2017 | Program Year 4 2018 | Program Year 5 2019 | Total | Scope |
|-------------------|---------------------|---------------------|---------------------|---------------------|---------------------|-----------|---|
| Safety & Security | 192,000 | | | | | 192,000 | Safety / Security Upgrade |
| Safety & Security | 21,000 | | | | | 21,000 | Fire Sprinklers |
| Safety & Security | 294,000 | | | | | 294,000 | Fire Alarm |
| Safety & Security | 60,000 | | | | | 60,000 | Single Point of Entry |
| Renovation | 325,000 | | | | | 325,000 | Media Center improvements |
| Renovation | 826,000 | | | | | 826,000 | HVAC Improvements |
| Renovation | 481,000 | | | | | 481,000 | Electrical Improvements |
| Renovation | 1,019,000 | | | | | 1,019,000 | Building Envelope Improvements (Roof, Window, Ext Wall, etc.) |
| Renovation | 100,000 | | | | | 100,000 | School Choice Enhancement |
| SMART Sub-Total | 3,318,000 | | | | | 3,318,000 | |

Completed

| Type | Program Year 1 2015 | Program Year 2 2016 | Program Year 3 2017 | Program Year 4 2018 | Program Year 5 2019 | Total | Scope |
|--------------------|---------------------|---------------------|---------------------|---------------------|---------------------|---------|--|
| SMART | | | 115,000 | | | 115,000 | Additional computers to close computer gap |
| SMART | | | 8,000 | | | 8,000 | CAT 6 Data port Upgrade |
| SMART | | 50,000 | | | | 50,000 | Music Equipment Replacement |
| SMART | | | 60,000 | | | 60,000 | Wireless Network Upgrade |
| Complete Sub-Total | | 50,000 | 183,000 | | | 233,000 | |

| | | | | | | | |
|---------------------|-----------|--------|---------|---|---|-----------|--|
| School Total | 3,391,764 | 50,000 | 183,000 | 0 | 0 | 3,624,764 | |
|---------------------|-----------|--------|---------|---|---|-----------|--|

Sheridan Park Elementary School

Adopted District Educational Facilities Plan

| Project | Program Year 1 2015 | Program Year 2 2016 | Program Year 3 2017 | Program Year 4 2018 | Program Year 5 2019 | Total | Scope |
|-----------------------|------------------------|------------------------|------------------------|------------------------|------------------------|--------------|--|
| HVAC | 8,377 | | | | | 8,377 | Provide ventilation for equipment room |
| DEFP Sub-Total | 8,377 | 0 | 0 | 0 | 0 | 8,377 | |

SMART Program

| Project | Program Year 1 2015 | Program Year 2 2016 | Program Year 3 2017 | Program Year 4 2018 | Program Year 5 2019 | Total | Scope |
|------------------------|------------------------|------------------------|------------------------|------------------------|------------------------|------------------|---|
| Safety & Security | | | | | 73,000 | 73,000 | Safety / Security Upgrade |
| Safety & Security | | | | | 294,000 | 294,000 | Fire Alarm |
| Music & Art Equipment | | 50,000 | | | | 50,000 | Music Equipment Replacement |
| Renovation | | | | | 100,000 | 100,000 | School Choice Enhancement |
| Renovation | | | | | 365,000 | 365,000 | Media Center improvements |
| Renovation | | | | | 470,000 | 470,000 | HVAC Improvements |
| Renovation | | | | | 336,000 | 336,000 | Electrical Improvements |
| Renovation | | | | | 1,577,000 | 1,577,000 | Building Envelope Improvements (Roof, Window, Ext Wall, etc.) |
| SMART Sub-Total | | 50,000 | | | 3,215,000 | 3,265,000 | |

Completed

| Type | Program Year 1 2015 | Program Year 2 2016 | Program Year 3 2017 | Program Year 4 2018 | Program Year 5 2019 | Total | Scope |
|---------------------------|------------------------|------------------------|------------------------|------------------------|------------------------|----------------|--|
| SMART | | 184,000 | | | | 184,000 | Additional computers to close computer gap |
| SMART | | 12,000 | | | | 12,000 | CAT 6 Data port Upgrade |
| SMART | | 17,000 | | | | 17,000 | Technology Infrastructure (Servers, Racks, etc.) Upgrade |
| SMART | | 87,000 | | | | 87,000 | Wireless Network Upgrade |
| Complete Sub-Total | | 300,000 | | | | 300,000 | |

| | | | | | | | |
|---------------------|--------------|----------------|----------|----------|------------------|------------------|--|
| School Total | 8,377 | 350,000 | 0 | 0 | 3,215,000 | 3,573,377 | |
|---------------------|--------------|----------------|----------|----------|------------------|------------------|--|

Sheridan Technical Center

Adopted District Educational Facilities Plan

| Project | Program Year 1 2015 | Program Year 2 2016 | Program Year 3 2017 | Program Year 4 2018 | Program Year 5 2019 | Total | Scope |
|------------------------------|---------------------|---------------------|---------------------|---------------------|---------------------|---------|---|
| Cosmetology Roof Replacement | 400,000 | | | | | 400,000 | Complete Roof Replacement of the Cosmetology Building. Scope includes tear off, temporary roof, new mechanical supports and metal flashing. |
| DEFP Sub-Total | 400,000 | 0 | 0 | 0 | 0 | 400,000 | |

SMART Program

| Project | Program Year 1 2015 | Program Year 2 2016 | Program Year 3 2017 | Program Year 4 2018 | Program Year 5 2019 | Total | Scope |
|------------------------|---------------------|---------------------|---------------------|---------------------|---------------------|-----------|---|
| Safety & Security | | | | | 461,000 | 461,000 | Fire Alarm |
| Safety & Security | | | | | 179,000 | 179,000 | Fire Sprinklers |
| Renovation | | | | | 2,731,000 | 2,731,000 | Building Envelope Improvements (Roof, Window, Ext Wall, etc.) |
| Renovation | | | | | 393,000 | 393,000 | Electrical Improvements |
| Renovation | | | | | 100,000 | 100,000 | School Choice Enhancement |
| Renovation | | | | | 414,000 | 414,000 | Media Center improvements |
| Renovation | | | | | 3,592,000 | 3,592,000 | HVAC Improvements |
| SMART Sub-Total | | | | | 7,870,000 | 7,870,000 | |

Completed

| Type | Program Year 1 2015 | Program Year 2 2016 | Program Year 3 2017 | Program Year 4 2018 | Program Year 5 2019 | Total | Scope |
|---------------------------|---------------------|---------------------|---------------------|---------------------|---------------------|---------|--|
| SMART | 8,000 | | | | | 8,000 | CAT 6 Data port Upgrade |
| SMART | 364,000 | | | | | 364,000 | Technology Infrastructure (Servers, Racks, etc.) Upgrade |
| SMART | 84,000 | | | | | 84,000 | Wireless Network Upgrade |
| Complete Sub-Total | 456,000 | | | | | 456,000 | |

| | | | | | | | |
|---------------------|---------|---|---|---|-----------|-----------|--|
| School Total | 856,000 | 0 | 0 | 0 | 7,870,000 | 8,726,000 | |
|---------------------|---------|---|---|---|-----------|-----------|--|

Sheridan Technical High School

Adopted District Educational Facilities Plan

| Project | Program Year 1 2015 | Program Year 2 2016 | Program Year 3 2017 | Program Year 4 2018 | Program Year 5 2019 | Total | Scope |
|---|---------------------------|---------------------------|---------------------------|---------------------------|---------------------------|-------|-------|
| There are no DEFP projects for this location. | | | | | | | |

SMART Program

| Project | Program Year 1 2015 | Program Year 2 2016 | Program Year 3 2017 | Program Year 4 2018 | Program Year 5 2019 | Total | Scope |
|-----------------|---------------------------|---------------------------|---------------------------|---------------------------|---------------------------|-----------|--|
| Renovation | | | | | 100,000 | 100,000 | School Choice Enhancement |
| Renovation | | | | | 622,000 | 622,000 | HVAC Improvements |
| Renovation | | | | | 1,448,000 | 1,448,000 | Building Envelope Improvements (Roof, Window, Ext Wall, etc.) |
| SMART Sub-Total | | | | | 2,170,000 | 2,170,000 | |

Completed

| Type | Program Year 1 2015 | Program Year 2 2016 | Program Year 3 2017 | Program Year 4 2018 | Program Year 5 2019 | Total | Scope |
|--------------------|---------------------------|---------------------------|---------------------------|---------------------------|---------------------------|--------|--------------------------|
| SMART | 40,000 | | | | | 40,000 | Wireless Network Upgrade |
| Complete Sub-Total | 40,000 | | | | | 40,000 | |

| | | | | | | | |
|---------------------|--------|---|---|---|-----------|-----------|--|
| School Total | 40,000 | 0 | 0 | 0 | 2,170,000 | 2,210,000 | |
|---------------------|--------|---|---|---|-----------|-----------|--|

Silver Lakes Elementary School

Adopted District Educational Facilities Plan

| Project | Program Year 1 2015 | Program Year 2 2016 | Program Year 3 2017 | Program Year 4 2018 | Program Year 5 2019 | Total | Scope |
|---|---------------------------|---------------------------|---------------------------|---------------------------|---------------------------|-------|-------|
| There are no DEFP projects for this location. | | | | | | | |

SMART Program

| Project | Program Year 1 2015 | Program Year 2 2016 | Program Year 3 2017 | Program Year 4 2018 | Program Year 5 2019 | Total | Scope |
|------------------------|---------------------------|---------------------------|---------------------------|---------------------------|---------------------------|----------------|--|
| Music & Art Equipment | | | 50,000 | | | 50,000 | Music Equipment Replacement |
| Renovation | | | 156,000 | | | 156,000 | HVAC Improvements |
| Renovation | | 588,000 | | | | 588,000 | Building Envelope Improvements (Roof, Window, Ext Wall, etc.) |
| Renovation | 100,000 | | | | | 100,000 | School Choice Enhancement |
| SMART Sub-Total | 100,000 | 588,000 | 206,000 | | | 894,000 | |

Completed

| Type | Program Year 1 2015 | Program Year 2 2016 | Program Year 3 2017 | Program Year 4 2018 | Program Year 5 2019 | Total | Scope |
|---------------------------|---------------------------|---------------------------|---------------------------|---------------------------|---------------------------|----------------|---|
| SMART | 158,000 | | | | | 158,000 | Additional computers to close computer gap |
| SMART | 17,000 | | | | | 17,000 | CAT 6 Data port Upgrade |
| SMART | 134,000 | | | | | 134,000 | Technology Infrastructure (Servers, Racks, etc.) Upgrade |
| SMART | 78,000 | | | | | 78,000 | Wireless Network Upgrade |
| Complete Sub-Total | 387,000 | | | | | 387,000 | |

| | | | | | | | |
|---------------------|---------|---------|---------|---|---|-----------|--|
| School Total | 487,000 | 588,000 | 206,000 | 0 | 0 | 1,281,000 | |
|---------------------|---------|---------|---------|---|---|-----------|--|

Silver Lakes Middle School

Adopted District Educational Facilities Plan

| Project | Program Year 1 2015 | Program Year 2 2016 | Program Year 3 2017 | Program Year 4 2018 | Program Year 5 2019 | Total | Scope |
|-----------------------|---------------------|---------------------|---------------------|---------------------|---------------------|----------------|---|
| HVAC | 432,000 | | | | | 432,000 | Complete outstanding inspection & code items from HVAC Project 2971-94-50/P000531 outlined in SBBC Building Department Inspection Recap Report. Major items from inspection list are completing installation of 16 Electric Duct Heaters, additional pipe supports, and complete a Test & Balance Report. |
| DEFP Sub-Total | 432,000 | 0 | 0 | 0 | 0 | 432,000 | |

SMART Program

| Project | Program Year 1 2015 | Program Year 2 2016 | Program Year 3 2017 | Program Year 4 2018 | Program Year 5 2019 | Total | Scope |
|------------------------|---------------------|---------------------|---------------------|---------------------|---------------------|------------------|---|
| Safety & Security | | | | | 999,000 | 999,000 | Fire Sprinklers |
| Music & Art Equipment | | | 100,000 | | | 100,000 | Music Equipment Replacement |
| Renovation | | | | | 100,000 | 100,000 | School Choice Enhancement |
| Renovation | | | | | 130,000 | 130,000 | Media Center improvements |
| Renovation | | | | | 1,021,000 | 1,021,000 | Building Envelope Improvements (Roof, Window, Ext Wall, etc.) |
| SMART Sub-Total | | | 100,000 | | 2,250,000 | 2,350,000 | |

Completed

| Type | Program Year 1 2015 | Program Year 2 2016 | Program Year 3 2017 | Program Year 4 2018 | Program Year 5 2019 | Total | Scope |
|---------------------------|---------------------|---------------------|---------------------|---------------------|---------------------|----------------|--|
| SMART | | | 65,000 | | | 65,000 | Additional computers to close computer gap |
| SMART | | | 22,000 | | | 22,000 | CAT 6 Data port Upgrade |
| SMART | | | 17,000 | | | 17,000 | Technology Infrastructure (Servers, Racks, etc.) Upgrade |
| SMART | | | 45,000 | | | 45,000 | Wireless Network Upgrade |
| Complete Sub-Total | | | 149,000 | | | 149,000 | |

| | | | | | | | |
|---------------------|----------------|----------|----------------|----------|------------------|------------------|--|
| School Total | 432,000 | 0 | 249,000 | 0 | 2,250,000 | 2,931,000 | |
|---------------------|----------------|----------|----------------|----------|------------------|------------------|--|

Silver Palms Elementary School

Adopted District Educational Facilities Plan

| Project | Program Year 1 2015 | Program Year 2 2016 | Program Year 3 2017 | Program Year 4 2018 | Program Year 5 2019 | Total | Scope |
|---|---------------------------|---------------------------|---------------------------|---------------------------|---------------------------|-------|-------|
| There are no DEFP projects for this location. | | | | | | | |

SMART Program

| Project | Program Year 1 2015 | Program Year 2 2016 | Program Year 3 2017 | Program Year 4 2018 | Program Year 5 2019 | Total | Scope |
|-----------------|---------------------------|---------------------------|---------------------------|---------------------------|---------------------------|-----------|--|
| Athletics | | | | | 6,000 | 6,000 | PE/Athletic Improvements |
| Renovation | | | | | 100,000 | 100,000 | School Choice Enhancement |
| Renovation | | | | | 1,337,000 | 1,337,000 | Building Envelope Improvements (Roof, Window, Ext Wall, etc.) |
| SMART Sub-Total | | | | | 1,443,000 | 1,443,000 | |

Completed

| Type | Program Year 1 2015 | Program Year 2 2016 | Program Year 3 2017 | Program Year 4 2018 | Program Year 5 2019 | Total | Scope |
|--------------------|---------------------------|---------------------------|---------------------------|---------------------------|---------------------------|---------|---|
| SMART | 206,000 | | | | | 206,000 | Additional computers to close computer gap |
| SMART | 7,000 | | | | | 7,000 | CAT 6 Data port Upgrade |
| SMART | | | 50,000 | | | 50,000 | Music Equipment Replacement |
| SMART | 123,000 | | | | | 123,000 | Technology Infrastructure (Servers, Racks, etc.) Upgrade |
| SMART | 47,000 | | | | | 47,000 | Wireless Network Upgrade |
| Complete Sub-Total | 383,000 | | 50,000 | | | 433,000 | |

| | | | | | | | |
|---------------------|---------|---|--------|---|-----------|-----------|--|
| School Total | 383,000 | 0 | 50,000 | 0 | 1,443,000 | 1,876,000 | |
|---------------------|---------|---|--------|---|-----------|-----------|--|

Silver Ridge Elementary School

Adopted District Educational Facilities Plan

| Project | Program Year 1 2015 | Program Year 2 2016 | Program Year 3 2017 | Program Year 4 2018 | Program Year 5 2019 | Total | Scope |
|--|---------------------------|---------------------------|---------------------------|---------------------------|---------------------------|-------|-------|
| There are no DEFP projects for this location. | | | | | | | |

SMART Program

| Project | Program Year 1 2015 | Program Year 2 2016 | Program Year 3 2017 | Program Year 4 2018 | Program Year 5 2019 | Total | Scope |
|------------------------|---------------------------|---------------------------|---------------------------|---------------------------|---------------------------|-----------|--|
| Music & Art Equipment | | | 50,000 | | | 50,000 | Music Equipment Replacement |
| Renovation | 100,000 | | | | | 100,000 | School Choice Enhancement |
| Renovation | | | 1,751,000 | | | 1,751,000 | HVAC Improvements |
| Renovation | | | 207,000 | | | 207,000 | Building Envelope Improvements (Roof, Window, Ext Wall, etc.) |
| SMART Sub-Total | 100,000 | | 2,008,000 | | | 2,108,000 | |

Completed

| Type | Program Year 1 2015 | Program Year 2 2016 | Program Year 3 2017 | Program Year 4 2018 | Program Year 5 2019 | Total | Scope |
|---------------------------|---------------------------|---------------------------|---------------------------|---------------------------|---------------------------|---------|---|
| SMART | | 260,000 | | | | 260,000 | Additional computers to close computer gap |
| SMART | | 16,000 | | | | 16,000 | CAT 6 Data port Upgrade |
| SMART | | 95,000 | | | | 95,000 | Technology Infrastructure (Servers, Racks, etc.) Upgrade |
| SMART | | 93,000 | | | | 93,000 | Wireless Network Upgrade |
| Complete Sub-Total | | 464,000 | | | | 464,000 | |

| | | | | | | | |
|---------------------|---------|---------|-----------|---|---|-----------|--|
| School Total | 100,000 | 464,000 | 2,008,000 | 0 | 0 | 2,572,000 | |
|---------------------|---------|---------|-----------|---|---|-----------|--|

Silver Shores Elementary School

Adopted District Educational Facilities Plan

| Project | Program Year 1 2015 | Program Year 2 2016 | Program Year 3 2017 | Program Year 4 2018 | Program Year 5 2019 | Total | Scope |
|---|---------------------------|---------------------------|---------------------------|---------------------------|---------------------------|-------|-------|
| There are no DEFP projects for this location. | | | | | | | |

SMART Program

| Project | Program Year 1 2015 | Program Year 2 2016 | Program Year 3 2017 | Program Year 4 2018 | Program Year 5 2019 | Total | Scope |
|-----------------|---------------------------|---------------------------|---------------------------|---------------------------|---------------------------|-----------|--|
| Renovation | | | 144,000 | | | 144,000 | HVAC Improvements |
| Renovation | | | 74,000 | | | 74,000 | Wireless Network Upgrade |
| Renovation | 100,000 | | | | | 100,000 | School Choice Enhancement |
| Renovation | | | 8,000 | | | 8,000 | CAT 6 Data port Upgrade |
| Renovation | | 890,000 | | | | 890,000 | Building Envelope Improvements (Roof, Window, Ext Wall, etc.) |
| Technology | | | 30,000 | | | 30,000 | Technology Infrastructure (Servers, Racks, etc.) Upgrade |
| Technology | | | 83,000 | | | 83,000 | Additional computers to close computer gap |
| SMART Sub-Total | 100,000 | 890,000 | 339,000 | | | 1,329,000 | |

Completed

| Type | Program Year 1 2015 | Program Year 2 2016 | Program Year 3 2017 | Program Year 4 2018 | Program Year 5 2019 | Total | Scope |
|--------------------|---------------------------|---------------------------|---------------------------|---------------------------|---------------------------|--------|-----------------------------|
| SMART | | | 50,000 | | | 50,000 | Music Equipment Replacement |
| Complete Sub-Total | | | 50,000 | | | 50,000 | |

| | | | | | | | |
|---------------------|---------|---------|---------|---|---|-----------|--|
| School Total | 100,000 | 890,000 | 389,000 | 0 | 0 | 1,379,000 | |
|---------------------|---------|---------|---------|---|---|-----------|--|

Silver Trail Middle School

Adopted District Educational Facilities Plan

| Project | Program Year 1 2015 | Program Year 2 2016 | Program Year 3 2017 | Program Year 4 2018 | Program Year 5 2019 | Total | Scope |
|---|---------------------------|---------------------------|---------------------------|---------------------------|---------------------------|-------|-------|
| There are no DEFP projects for this location. | | | | | | | |

SMART Program

| Project | Program Year 1 2015 | Program Year 2 2016 | Program Year 3 2017 | Program Year 4 2018 | Program Year 5 2019 | Total | Scope |
|---|---------------------------|---------------------------|---------------------------|---------------------------|---------------------------|--------------------|---|
| Safety & Security* | 233,000 | | | | | 233,000 | Single Point of Entry |
| Music & Art Equipment | | | 100,000 | | | 100,000 | Music Equipment Replacement |
| Renovation | 100,000 | | | | | 100,000 | School Choice Enhancement |
| Renovation | 1,446,000 | | | | | 1,446,000 | HVAC Improvements |
| Renovation | 3,581,000 | | | | | 3,581,000 | Re-roofing of existing Buildings #1 and #2. The intent of this project is to provide for a complete and compliant turn-key roofing job in accordance with design criteria and building codes. Include all demolition and disposal of roofing materials. Furnish and install SBS modified roofing system with compatible components. |
| SMART Sub-Total | 5,127,000 | | 100,000 | | | 5,227,000 | |
| *Determined that Single Point of Entry standards were previously met and SMART funding was not used to complete this project. | | | | | | | |

Completed

| Type | Program Year 1 2015 | Program Year 2 2016 | Program Year 3 2017 | Program Year 4 2018 | Program Year 5 2019 | Total | Scope |
|---------------------------|---------------------------|---------------------------|---------------------------|---------------------------|---------------------------|----------------|--|
| Other Capital Funds | 233,000 | | | | | 233,000 | Single Point of Entry |
| SMART | | 316,000 | | | | 316,000 | Additional computers to close computer gap |
| SMART | | 31,000 | | | | 31,000 | CAT 6 Data port Upgrade |
| SMART | | 251,000 | | | | 251,000 | Technology Infrastructure (Servers, Racks, etc.) Upgrade |
| SMART | | 47,000 | | | | 47,000 | Wireless Network Upgrade |
| Complete Sub-Total | 233,000 | 645,000 | | | | 878,000 | |

| | | | | | | | |
|---------------------|-----------|---------|---------|---|---|-----------|--|
| School Total | 5,360,000 | 645,000 | 100,000 | 0 | 0 | 6,105,000 | |
|---------------------|-----------|---------|---------|---|---|-----------|--|

South Broward High School

Adopted District Educational Facilities Plan

| Project | Program Year 1 2015 | Program Year 2 2016 | Program Year 3 2017 | Program Year 4 2018 | Program Year 5 2019 | Total | Scope |
|--|---------------------------|---------------------------|---------------------------|---------------------------|---------------------------|-------|-------|
| There are no DEFP projects for this location. | | | | | | | |

SMART Program

| Project | Program Year 1 2015 | Program Year 2 2016 | Program Year 3 2017 | Program Year 4 2018 | Program Year 5 2019 | Total | Scope |
|------------------------|---------------------------|---------------------------|---------------------------|---------------------------|---------------------------|-----------|--|
| Safety & Security | | | 242,000 | | | 242,000 | Safety / Security Upgrade |
| Safety & Security | 48,000 | | | | | 48,000 | Fire Sprinklers |
| Safety & Security | | | 270,000 | | | 270,000 | Single Point of Entry |
| Athletics | | | 121,000 | | | 121,000 | Weight Room Renovation |
| Renovation | | | 160,000 | | | 160,000 | Wireless Network Upgrade |
| Renovation | | | 1,117,000 | | | 1,117,000 | HVAC Improvements |
| Renovation | | | 1,498,000 | | | 1,498,000 | Electrical Improvements |
| Renovation | | | 21,000 | | | 21,000 | CAT 6 Data port Upgrade |
| Renovation | | | 2,290,000 | | | 2,290,000 | Building Envelope Improvements (Roof, Window, Ext Wall, etc.) |
| Renovation | | | 25,000 | | | 25,000 | ADA renovations related to educational adequacy |
| Renovation | | | 462,000 | | | 462,000 | STEM Lab improvements |
| Renovation | | | 100,000 | | | 100,000 | School Choice Enhancement |
| Technology | | | 421,000 | | | 421,000 | Additional computers to close computer gap |
| SMART Sub-Total | 48,000 | | 6,727,000 | | | 6,775,000 | |

Completed

| Project | Program Year 1 2015 | Program Year 2 2016 | Program Year 3 2017 | Program Year 4 2018 | Program Year 5 2019 | Total | Scope |
|--|---------------------------|---------------------------|---------------------------|---------------------------|---------------------------|-------|-------|
| There are no Completed projects for this location | | | | | | | |

| | | | | | | |
|---------------------|--------|---|-----------|---|---|-----------|
| School Total | 48,000 | 0 | 6,727,000 | 0 | 0 | 6,775,000 |
|---------------------|--------|---|-----------|---|---|-----------|

South Plantation High School

Adopted District Educational Facilities Plan

| Project | Program Year 1 2015 | Program Year 2 2016 | Program Year 3 2017 | Program Year 4 2018 | Program Year 5 2019 | Total | Scope |
|---|---------------------------|---------------------------|---------------------------|---------------------------|---------------------------|-------|-------|
| There are no DEFP projects for this location. | | | | | | | |

SMART Program

| Project | Program Year 1 2015 | Program Year 2 2016 | Program Year 3 2017 | Program Year 4 2018 | Program Year 5 2019 | Total | Scope |
|------------------------|---------------------------|---------------------------|---------------------------|---------------------------|---------------------------|------------------|--|
| Safety & Security | | | 540,000 | | | 540,000 | Single Point of Entry |
| Safety & Security | | | | | 790,000 | 790,000 | Fire Sprinklers |
| Music & Art Equipment | | | 300,000 | | | 300,000 | Music Equipment Replacement |
| Athletics | | | | | 121,000 | 121,000 | Weight Room Renovation |
| Renovation | | | | | 787,000 | 787,000 | STEM Lab improvements |
| Renovation | | | | | 100,000 | 100,000 | School Choice Enhancement |
| Renovation | | | | | 830,000 | 830,000 | Media Center improvements |
| Renovation | | | | | 964,000 | 964,000 | HVAC Improvements |
| Renovation | | | | | 510,000 | 510,000 | Electrical Improvements |
| Renovation | | | | | 516,000 | 516,000 | Building Envelope Improvements (Roof, Window, Ext Wall, etc.) |
| SMART Sub-Total | | | 840,000 | | 4,618,000 | 5,458,000 | |

Completed

| Type | Program Year 1 2015 | Program Year 2 2016 | Program Year 3 2017 | Program Year 4 2018 | Program Year 5 2019 | Total | Scope |
|---------------------------|---------------------------|---------------------------|---------------------------|---------------------------|---------------------------|------------------|--|
| SMART | 549,000 | | | | | 549,000 | Additional computers to close computer gap |
| SMART | 44,000 | | | | | 44,000 | CAT 6 Data port Upgrade |
| SMART | 371,000 | | | | | 371,000 | Technology Infrastructure (Servers, Racks, etc.) Upgrade |
| SMART | 78,000 | | | | | 78,000 | Wireless Network Upgrade |
| Complete Sub-Total | 1,042,000 | | | | | 1,042,000 | |

| | | | | | | | |
|---------------------|-----------|---|---------|---|-----------|-----------|--|
| School Total | 1,042,000 | 0 | 840,000 | 0 | 4,618,000 | 6,500,000 | |
|---------------------|-----------|---|---------|---|-----------|-----------|--|

Stephen Foster Elementary School

Adopted District Educational Facilities Plan

| Project | Program Year 1 2015 | Program Year 2 2016 | Program Year 3 2017 | Program Year 4 2018 | Program Year 5 2019 | Total | Scope |
|---|---------------------------|---------------------------|---------------------------|---------------------------|---------------------------|-------|-------|
| There are no DEFP projects for this location. | | | | | | | |

SMART Program

| Project | Program Year 1 2015 | Program Year 2 2016 | Program Year 3 2017 | Program Year 4 2018 | Program Year 5 2019 | Total | Scope |
|------------------------|---------------------------|---------------------------|---------------------------|---------------------------|---------------------------|-----------|--|
| Safety & Security | | | | | 294,000 | 294,000 | Fire Alarm |
| Music & Art Equipment | 50,000 | | | | | 50,000 | Music Equipment Replacement |
| Renovation | | | | | 100,000 | 100,000 | School Choice Enhancement |
| Renovation | | | | | 91,000 | 91,000 | Media Center improvements |
| Renovation | | | | | 1,125,000 | 1,125,000 | HVAC Improvements |
| Renovation | | | | | 829,000 | 829,000 | Building Envelope Improvements (Roof, Window, Ext Wall, etc.) |
| SMART Sub-Total | 50,000 | | | | 2,439,000 | 2,489,000 | |

Completed

| Type | Program Year 1 2015 | Program Year 2 2016 | Program Year 3 2017 | Program Year 4 2018 | Program Year 5 2019 | Total | Scope |
|---------------------------|---------------------------|---------------------------|---------------------------|---------------------------|---------------------------|---------|--|
| SMART | | | 49,000 | | | 49,000 | Additional computers to close computer gap |
| SMART | | | 18,000 | | | 18,000 | CAT 6 Data port Upgrade |
| SMART | | | 64,000 | | | 64,000 | Wireless Network Upgrade |
| Complete Sub-Total | | | 131,000 | | | 131,000 | |

| | | | | | | | |
|---------------------|--------|---|---------|---|-----------|-----------|--|
| School Total | 50,000 | 0 | 131,000 | 0 | 2,439,000 | 2,620,000 | |
|---------------------|--------|---|---------|---|-----------|-----------|--|

Stirling Elementary School

Adopted District Educational Facilities Plan

| Project | Program Year 1 2015 | Program Year 2 2016 | Program Year 3 2017 | Program Year 4 2018 | Program Year 5 2019 | Total | Scope |
|--|---------------------------|---------------------------|---------------------------|---------------------------|---------------------------|-------|-------|
| There are no DEFP projects for this location. | | | | | | | |

SMART Program

| Project | Program Year 1 2015 | Program Year 2 2016 | Program Year 3 2017 | Program Year 4 2018 | Program Year 5 2019 | Total | Scope |
|------------------------|---------------------------|---------------------------|---------------------------|---------------------------|---------------------------|-----------|--|
| Music & Art Equipment | | 50,000 | | | | 50,000 | Music Equipment Replacement |
| Renovation | | 70,000 | | | | 70,000 | Wireless Network Upgrade |
| Renovation | | | 100,000 | | | 100,000 | School Choice Enhancement |
| Renovation | | | 764,000 | | | 764,000 | HVAC Improvements |
| Renovation | | | 1,457,000 | | | 1,457,000 | Building Envelope Improvements (Roof, Window, Ext Wall, etc.) |
| SMART Sub-Total | | 120,000 | 2,321,000 | | | 2,441,000 | |

Completed

| Type | Program Year 1 2015 | Program Year 2 2016 | Program Year 3 2017 | Program Year 4 2018 | Program Year 5 2019 | Total | Scope |
|---------------------------|---------------------------|---------------------------|---------------------------|---------------------------|---------------------------|---------|---|
| SMART | | 198,000 | | | | 198,000 | Additional computers to close computer gap |
| SMART | | 14,000 | | | | 14,000 | CAT 6 Data port Upgrade |
| Complete Sub-Total | | 212,000 | | | | 212,000 | |

| | | | | | | | |
|---------------------|---|---------|-----------|---|---|-----------|--|
| School Total | 0 | 332,000 | 2,321,000 | 0 | 0 | 2,653,000 | |
|---------------------|---|---------|-----------|---|---|-----------|--|

Stoneman Douglas High School

Adopted District Educational Facilities Plan

| Project | Program Year 1 2015 | Program Year 2 2016 | Program Year 3 2017 | Program Year 4 2018 | Program Year 5 2019 | Total | Scope |
|---|---------------------------|---------------------------|---------------------------|---------------------------|---------------------------|-------|-------|
| There are no DEFP projects for this location. | | | | | | | |

SMART Program

| Project | Program Year 1 2015 | Program Year 2 2016 | Program Year 3 2017 | Program Year 4 2018 | Program Year 5 2019 | Total | Scope |
|------------------------|---------------------------|---------------------------|---------------------------|---------------------------|---------------------------|-------------------|---|
| Safety & Security | 907,805 | | | | | 907,805 | Install Fire Alarm |
| Music & Art | | | | | 110,000 | 110,000 | Art Room Renovation and Equipment |
| Music & Art | | | | | 713,000 | 713,000 | Music Room Renovation |
| Music & Art Equipment | | | 300,000 | | | 300,000 | Music Equipment Replacement |
| Athletics | | | | | 121,000 | 121,000 | Weight Room Renovation |
| Renovation | | | | | 100,000 | 100,000 | School Choice Enhancement |
| Renovation | | | | | 5,604,000 | 5,604,000 | HVAC Improvements |
| Renovation | | | | | 2,773,000 | 2,773,000 | Building Envelope Improvements (Roof, Window, Ext Wall, etc.) |
| SMART Sub-Total | 907,805 | | 300,000 | | 9,421,000 | 10,628,805 | |

Completed

| Type | Program Year 1 2015 | Program Year 2 2016 | Program Year 3 2017 | Program Year 4 2018 | Program Year 5 2019 | Total | Scope |
|---------------------------|---------------------------|---------------------------|---------------------------|---------------------------|---------------------------|------------------|--|
| SMART | 830,000 | | | | | 830,000 | Additional computers to close computer gap |
| SMART | 38,000 | | | | | 38,000 | CAT 6 Data port Upgrade |
| SMART | 441,000 | | | | | 441,000 | Technology Infrastructure (Servers, Racks, etc.) Upgrade |
| Complete Sub-Total | 1,309,000 | | | | | 1,309,000 | |

| | | | | | | | |
|---------------------|-----------|---|---------|---|-----------|------------|--|
| School Total | 2,216,805 | 0 | 300,000 | 0 | 9,421,000 | 11,937,805 | |
|---------------------|-----------|---|---------|---|-----------|------------|--|

Stranahan High School

Adopted District Educational Facilities Plan

| Project | Program Year 1 2015 | Program Year 2 2016 | Program Year 3 2017 | Program Year 4 2018 | Program Year 5 2019 | Total | Scope |
|-----------------------|---------------------|---------------------|---------------------|---------------------|---------------------|------------------|--|
| Renovation | 1,473,400 | | | | | 1,473,400 | Life safety pool renovations |
| ADA | 350,000 | | | | | 350,000 | Replace non ADA compliant concrete ramps and install aluminum canopies |
| Renovation | 43,400 | | | | | 43,400 | Portable demolition |
| DEFP Sub-Total | 1,866,800 | 0 | 0 | 0 | 0 | 1,866,800 | |

SMART Program

| Project | Program Year 1 2015 | Program Year 2 2016 | Program Year 3 2017 | Program Year 4 2018 | Program Year 5 2019 | Total | Scope |
|------------------------|---------------------|---------------------|---------------------|---------------------|---------------------|-------------------|------------------------------|
| Safety & Security | 540,000 | | | | | 540,000 | Single Point of Entry |
| Safety & Security | 662,000 | | | | | 662,000 | Fire Sprinklers |
| Safety & Security | 1,174,000 | | | | | 1,174,000 | Fire Alarm |
| Athletics | 121,000 | | | | | 121,000 | Weight Room Renovation |
| Renovation | 4,346,000 | | | | | 4,346,000 | Roof and loggias replacement |
| Renovation | 1,238,000 | | | | | 1,238,000 | STEM Lab improvements |
| Renovation | 100,000 | | | | | 100,000 | School Choice Enhancement |
| Renovation | 653,000 | | | | | 653,000 | Media Center improvements |
| Renovation | 6,251,000 | | | | | 6,251,000 | HVAC Improvements |
| Renovation | 1,512,000 | | | | | 1,512,000 | Electrical Improvements |
| SMART Sub-Total | 16,597,000 | | | | | 16,597,000 | |

Completed

| Type | Program Year 1 2015 | Program Year 2 2016 | Program Year 3 2017 | Program Year 4 2018 | Program Year 5 2019 | Total | Scope |
|---------------------------|---------------------|---------------------|---------------------|---------------------|---------------------|------------------|--|
| DEFP | 300,000 | | | | | 300,000 | Music Equipment Replacement |
| SMART | | 305,000 | | | | 305,000 | Additional computers to close computer gap |
| SMART | | 46,000 | | | | 46,000 | CAT 6 Data port Upgrade |
| SMART | | 8,000 | | | | 8,000 | Technology Infrastructure (Servers, Racks, etc.) Upgrade |
| SMART | | 300,000 | | | | 300,000 | Track Resurfacing |
| SMART | | 184,000 | | | | 184,000 | Wireless Network Upgrade |
| Complete Sub-Total | 300,000 | 843,000 | | | | 1,143,000 | |

Stranahan High School

School Total

18,763,800

843,000

0

0

0

19,606,800

Sunland Park Academy

Adopted District Educational Facilities Plan

| Project | Program Year 1 2015 | Program Year 2 2016 | Program Year 3 2017 | Program Year 4 2018 | Program Year 5 2019 | Total | Scope |
|---|---------------------------|---------------------------|---------------------------|---------------------------|---------------------------|-------|-------|
| There are no DEFP projects for this location. | | | | | | | |

SMART Program

| Project | Program Year 1 2015 | Program Year 2 2016 | Program Year 3 2017 | Program Year 4 2018 | Program Year 5 2019 | Total | Scope |
|------------------------|---------------------------|---------------------------|---------------------------|---------------------------|---------------------------|----------------|--|
| Safety & Security | | 294,000 | | | | 294,000 | Fire Alarm |
| Music & Art Equipment | 50,000 | | | | | 50,000 | Music Equipment Replacement |
| Renovation | 100,000 | | | | | 100,000 | School Choice Enhancement |
| Renovation | 204,000 | | | | | 204,000 | Building Envelope Improvements (Roof, Window, Ext Wall, etc.) |
| SMART Sub-Total | 354,000 | 294,000 | | | | 648,000 | |

Completed

| Type | Program Year 1 2015 | Program Year 2 2016 | Program Year 3 2017 | Program Year 4 2018 | Program Year 5 2019 | Total | Scope |
|---------------------------|---------------------------|---------------------------|---------------------------|---------------------------|---------------------------|---------------|---|
| SMART | | | 29,000 | | | 29,000 | Additional computers to close computer gap |
| SMART | | | 6,000 | | | 6,000 | CAT 6 Data port Upgrade |
| SMART | | | 20,000 | | | 20,000 | Wireless Network Upgrade |
| Complete Sub-Total | | | 55,000 | | | 55,000 | |

| | | | | | | | |
|---------------------|---------|---------|--------|---|---|---------|--|
| School Total | 354,000 | 294,000 | 55,000 | 0 | 0 | 703,000 | |
|---------------------|---------|---------|--------|---|---|---------|--|

Sunrise Middle School

Adopted District Educational Facilities Plan

| Project | Program Year 1 2015 | Program Year 2 2016 | Program Year 3 2017 | Program Year 4 2018 | Program Year 5 2019 | Total | Scope |
|---|---------------------------|---------------------------|---------------------------|---------------------------|---------------------------|-------|-------|
| There are no DEFP projects for this location. | | | | | | | |

SMART Program

| Project | Program Year 1 2015 | Program Year 2 2016 | Program Year 3 2017 | Program Year 4 2018 | Program Year 5 2019 | Total | Scope |
|------------------------|---------------------------|---------------------------|---------------------------|---------------------------|---------------------------|-----------|--|
| Safety & Security | | | 233,000 | | | 233,000 | Single Point of Entry |
| Safety & Security | | | 81,000 | | | 81,000 | Safety / Security Upgrade |
| Renovation | | | 118,000 | | | 118,000 | HVAC Improvements |
| Safety & Security | 12,000 | | | | | 12,000 | Fire Sprinklers |
| Renovation | | | 22,000 | | | 22,000 | CAT 6 Data port Upgrade |
| Renovation | | | 110,000 | | | 110,000 | Wireless Network Upgrade |
| Renovation | 100,000 | | | | | 100,000 | School Choice Enhancement |
| Renovation | | | 424,000 | | | 424,000 | Electrical Improvements |
| Renovation | | 2,071,000 | | | | 2,071,000 | Building Envelope Improvements (Roof, Window, Ext Wall, etc.) |
| Technology | | | 185,000 | | | 185,000 | Additional computers to close computer gap |
| SMART Sub-Total | 112,000 | 2,071,000 | 1,173,000 | | | 3,356,000 | |

Completed

| Type | Program Year 1 2015 | Program Year 2 2016 | Program Year 3 2017 | Program Year 4 2018 | Program Year 5 2019 | Total | Scope |
|---------------------------|---------------------------|---------------------------|---------------------------|---------------------------|---------------------------|---------|-----------------------------|
| SMART | 100,000 | | | | | 100,000 | Music Equipment Replacement |
| Complete Sub-Total | 100,000 | | | | | 100,000 | |

| | | | | | | | |
|---------------------|---------|-----------|-----------|---|---|-----------|--|
| School Total | 212,000 | 2,071,000 | 1,173,000 | 0 | 0 | 3,456,000 | |
|---------------------|---------|-----------|-----------|---|---|-----------|--|

Sunset Lakes Elementary School

Adopted District Educational Facilities Plan

| Project | Program Year 1 2015 | Program Year 2 2016 | Program Year 3 2017 | Program Year 4 2018 | Program Year 5 2019 | Total | Scope |
|---|---------------------------|---------------------------|---------------------------|---------------------------|---------------------------|-------|-------|
| There are no DEFP projects for this location. | | | | | | | |

SMART Program

| Project | Program Year 1 2015 | Program Year 2 2016 | Program Year 3 2017 | Program Year 4 2018 | Program Year 5 2019 | Total | Scope |
|------------------------|---------------------------|---------------------------|---------------------------|---------------------------|---------------------------|-----------|--|
| Renovation | 100,000 | | | | | 100,000 | School Choice Enhancement |
| Renovation | | | 358,000 | | | 358,000 | HVAC Improvements |
| Renovation | | | 853,000 | | | 853,000 | Building Envelope Improvements (Roof, Window, Ext Wall, etc.) |
| SMART Sub-Total | 100,000 | | 1,211,000 | | | 1,311,000 | |

Completed

| Type | Program Year 1 2015 | Program Year 2 2016 | Program Year 3 2017 | Program Year 4 2018 | Program Year 5 2019 | Total | Scope |
|---------------------------|---------------------------|---------------------------|---------------------------|---------------------------|---------------------------|---------|---|
| SMART | | 195,000 | | | | 195,000 | Additional computers to close computer gap |
| SMART | | 8,000 | | | | 8,000 | CAT 6 Data port Upgrade |
| SMART | | | 50,000 | | | 50,000 | Music Equipment Replacement |
| SMART | | 9,000 | | | | 9,000 | Technology Infrastructure (Servers, Racks, etc.) Upgrade |
| SMART | | 74,000 | | | | 74,000 | Wireless Network Upgrade |
| Complete Sub-Total | | 286,000 | 50,000 | | | 336,000 | |

| | | | | | | | |
|---------------------|---------|---------|-----------|---|---|-----------|--|
| School Total | 100,000 | 286,000 | 1,261,000 | 0 | 0 | 1,647,000 | |
|---------------------|---------|---------|-----------|---|---|-----------|--|

Sunshine Elementary School

Adopted District Educational Facilities Plan

| Project | Program Year 1 2015 | Program Year 2 2016 | Program Year 3 2017 | Program Year 4 2018 | Program Year 5 2019 | Total | Scope |
|---|---------------------------|---------------------------|---------------------------|---------------------------|---------------------------|-------|-------|
| There are no DEFP projects for this location. | | | | | | | |

SMART Program

| Project | Program Year 1 2015 | Program Year 2 2016 | Program Year 3 2017 | Program Year 4 2018 | Program Year 5 2019 | Total | Scope |
|---|---------------------------|---------------------------|---------------------------|---------------------------|---------------------------|-------------------|--|
| Safety & Security | | | | | 532,000 | 532,000 | Fire Sprinklers |
| Safety & Security | | | | | 51,000 | 51,000 | Fire Alarm |
| Safety & Security* | | | 60,000 | | | 60,000 | Single Point of Entry |
| Music & Art Equipment | | | 50,000 | | | 50,000 | Music Equipment Replacement |
| Renovation | | | | | 211,000 | 211,000 | Building Envelope Improvements (Roof, Window, Ext Wall, etc.) |
| Renovation | | | | | 100,000 | 100,000 | School Choice Enhancement |
| Renovation | | | | | 372,000 | 372,000 | HVAC Improvements |
| SMART Sub-Total | | | 50,000 | | 1,266,000 | 1,316,000 | |
| *Determined that Single Point of Entry standards were previously met and SMART funding was not used to complete this project. | | | | | | | |

Completed

| Type | Program Year 1 2015 | Program Year 2 2016 | Program Year 3 2017 | Program Year 4 2018 | Program Year 5 2019 | Total | Scope |
|---------------------|---------------------------|---------------------------|---------------------------|---------------------------|---------------------------|---------|---|
| Other Capital Funds | | | 60,000 | | | 60,000 | Single Point of Entry |
| SMART | | 190,000 | | | | 190,000 | Additional computers to close computer gap |
| SMART | | 19,000 | | | | 19,000 | CAT 6 Data port Upgrade |
| SMART | | 75,000 | | | | 75,000 | Wireless Network Upgrade |
| Complete Sub-Total | | 284,000 | 60,000 | | | 344,000 | |

| | | | | | | | |
|---------------------|---|---------|---------|---|-----------|-----------|--|
| School Total | 0 | 284,000 | 110,000 | 0 | 1,266,000 | 1,660,000 | |
|---------------------|---|---------|---------|---|-----------|-----------|--|

Tamarac Elementary School

Adopted District Educational Facilities Plan

| Project | Program Year 1 2015 | Program Year 2 2016 | Program Year 3 2017 | Program Year 4 2018 | Program Year 5 2019 | Total | Scope |
|---|---------------------------|---------------------------|---------------------------|---------------------------|---------------------------|-------|-------|
| There are no DEFP projects for this location. | | | | | | | |

SMART Program

| Project | Program Year 1 2015 | Program Year 2 2016 | Program Year 3 2017 | Program Year 4 2018 | Program Year 5 2019 | Total | Scope |
|------------------------|---------------------------|---------------------------|---------------------------|---------------------------|---------------------------|------------------|--|
| Safety & Security | | 854,000 | | | | 854,000 | Fire Sprinklers |
| Music & Art Equipment | | | 50,000 | | | 50,000 | Music Equipment Replacement |
| Renovation | 100,000 | | | | | 100,000 | School Choice Enhancement |
| Renovation | | | | 295,000 | | 295,000 | Media Center improvements |
| Renovation | 2,132,000 | | | | | 2,132,000 | HVAC Improvements |
| Renovation | | | 205,000 | | | 205,000 | Building Envelope Improvements (Roof, Window, Ext Wall, etc.) |
| SMART Sub-Total | 2,232,000 | 854,000 | 255,000 | 295,000 | | 3,636,000 | |

Completed

| Type | Program Year 1 2015 | Program Year 2 2016 | Program Year 3 2017 | Program Year 4 2018 | Program Year 5 2019 | Total | Scope |
|---------------------------|---------------------------|---------------------------|---------------------------|---------------------------|---------------------------|----------------|--|
| SMART | | 251,000 | | | | 251,000 | Additional computers to close computer gap |
| SMART | | 17,000 | | | | 17,000 | CAT 6 Data port Upgrade |
| SMART | | 26,000 | | | | 26,000 | Technology Infrastructure (Servers, Racks, etc.) Upgrade |
| SMART | | 117,000 | | | | 117,000 | Wireless Network Upgrade |
| Complete Sub-Total | | 411,000 | | | | 411,000 | |

| | | | | | | | |
|---------------------|-----------|-----------|---------|---------|---|-----------|--|
| School Total | 2,232,000 | 1,265,000 | 255,000 | 295,000 | 0 | 4,047,000 | |
|---------------------|-----------|-----------|---------|---------|---|-----------|--|

Taravella, J.P. High School

Adopted District Educational Facilities Plan

| Project | Program Year 1 2015 | Program Year 2 2016 | Program Year 3 2017 | Program Year 4 2018 | Program Year 5 2019 | Total | Scope |
|-----------------------|---------------------------|---------------------------|---------------------------|---------------------------|---------------------------|---------|---------------|
| ADA | 458,554 | | | | | 458,554 | ADA Restrooms |
| DEFP Sub-Total | 458,554 | 0 | 0 | 0 | 0 | 458,554 | |

SMART Program

| Project | Program Year 1 2015 | Program Year 2 2016 | Program Year 3 2017 | Program Year 4 2018 | Program Year 5 2019 | Total | Scope |
|------------------------|---------------------------|---------------------------|---------------------------|---------------------------|---------------------------|------------|--|
| Safety & Security | | | | 2,236,000 | | 2,236,000 | Fire Sprinklers |
| Safety & Security | | | 540,000 | | | 540,000 | Single Point of Entry |
| Safety & Security | | | | 65,000 | | 65,000 | Safety / Security Upgrade |
| Athletics | | 300,000 | | | | 300,000 | Track Resurfacing |
| Athletics | | | | 121,000 | | 121,000 | Weight Room Renovation |
| Renovation | | | | 1,044,000 | | 1,044,000 | STEM Lab improvements |
| Renovation | | | | 100,000 | | 100,000 | School Choice Enhancement |
| Renovation | | | | 406,000 | | 406,000 | Media Center improvements |
| Renovation | | | | 5,798,000 | | 5,798,000 | HVAC Improvements |
| Renovation | | | | 1,441,000 | | 1,441,000 | Building Envelope Improvements (Roof, Window, Ext Wall, etc.) |
| SMART Sub-Total | | 300,000 | 540,000 | 11,211,000 | | 12,051,000 | |

Completed

| Type | Program Year 1 2015 | Program Year 2 2016 | Program Year 3 2017 | Program Year 4 2018 | Program Year 5 2019 | Total | Scope |
|---------------------------|---------------------------|---------------------------|---------------------------|---------------------------|---------------------------|-----------|--|
| SMART | 788,000 | | | | | 788,000 | Additional computers to close computer gap |
| SMART | 20,000 | | | | | 20,000 | CAT 6 Data port Upgrade |
| SMART | | | 300,000 | | | 300,000 | Music Equipment Replacement |
| SMART | 429,000 | | | | | 429,000 | Technology Infrastructure (Servers, Racks, etc.) Upgrade |
| SMART | 113,000 | | | | | 113,000 | Wireless Network Upgrade |
| Complete Sub-Total | 1,350,000 | | 300,000 | | | 1,650,000 | |

| | | | | | | | |
|---------------------|-----------|---------|---------|------------|---|------------|--|
| School Total | 1,808,554 | 300,000 | 840,000 | 11,211,000 | 0 | 14,159,554 | |
|---------------------|-----------|---------|---------|------------|---|------------|--|

Tedder Elementary School

Adopted District Educational Facilities Plan

| Project | Program Year 1 2015 | Program Year 2 2016 | Program Year 3 2017 | Program Year 4 2018 | Program Year 5 2019 | Total | Scope |
|--|---------------------------|---------------------------|---------------------------|---------------------------|---------------------------|-------|-------|
| There are no DEFP projects for this location. | | | | | | | |

SMART Program

| Project | Program Year 1 2015 | Program Year 2 2016 | Program Year 3 2017 | Program Year 4 2018 | Program Year 5 2019 | Total | Scope |
|------------------------|---------------------------|---------------------------|---------------------------|---------------------------|---------------------------|-----------|--|
| Safety & Security | | 215,000 | | | | 215,000 | Fire Sprinklers |
| Safety & Security | | 294,000 | | | | 294,000 | Fire Alarm |
| Music & Art Equipment | 50,000 | | | | | 50,000 | Music Equipment Replacement |
| Athletics | | 14,000 | | | | 14,000 | PE/Athletic Improvements |
| Renovation | | 100,000 | | | | 100,000 | School Choice Enhancement |
| Renovation | | 994,000 | | | | 994,000 | HVAC Improvements |
| Renovation | | 1,671,000 | | | | 1,671,000 | Building Envelope Improvements (Roof, Window, Ext Wall, etc.) |
| SMART Sub-Total | 50,000 | 3,288,000 | | | | 3,338,000 | |

Completed

| Type | Program Year 1 2015 | Program Year 2 2016 | Program Year 3 2017 | Program Year 4 2018 | Program Year 5 2019 | Total | Scope |
|---------------------------|---------------------------|---------------------------|---------------------------|---------------------------|---------------------------|---------|---|
| SMART | | | 90,000 | | | 90,000 | Additional computers to close computer gap |
| SMART | | | 5,000 | | | 5,000 | CAT 6 Data port Upgrade |
| SMART | | | 50,000 | | | 50,000 | Wireless Network Upgrade |
| Complete Sub-Total | | | 145,000 | | | 145,000 | |

| | | | | | | | |
|---------------------|--------|-----------|---------|---|---|-----------|--|
| School Total | 50,000 | 3,288,000 | 145,000 | 0 | 0 | 3,483,000 | |
|---------------------|--------|-----------|---------|---|---|-----------|--|

Tequesta Trace Middle School

Adopted District Educational Facilities Plan

| Project | Program Year 1 2015 | Program Year 2 2016 | Program Year 3 2017 | Program Year 4 2018 | Program Year 5 2019 | Total | Scope |
|--|---------------------------|---------------------------|---------------------------|---------------------------|---------------------------|-------|-------|
| There are no DEFP projects for this location. | | | | | | | |

SMART Program

| Project | Program Year 1 2015 | Program Year 2 2016 | Program Year 3 2017 | Program Year 4 2018 | Program Year 5 2019 | Total | Scope |
|------------------------|---------------------------|---------------------------|---------------------------|---------------------------|---------------------------|-----------|--|
| Safety & Security | | | 233,000 | | | 233,000 | Single Point of Entry |
| Safety & Security | 15,000 | | | | | 15,000 | Fire Sprinklers |
| Safety & Security | | | | 462,000 | | 462,000 | Fire Alarm |
| Renovation | | | 16,000 | | | 16,000 | CAT 6 Data port Upgrade |
| Renovation | | | | 1,883,000 | | 1,883,000 | Building Envelope Improvements (Roof, Window, Ext Wall, etc.) |
| Renovation | | | 56,000 | | | 56,000 | Wireless Network Upgrade |
| Renovation | | | | 100,000 | | 100,000 | School Choice Enhancement |
| Renovation | | | | 666,000 | | 666,000 | HVAC Improvements |
| Renovation | | | | 265,000 | | 265,000 | Electrical Improvements |
| Technology | | | 166,000 | | | 166,000 | Technology Infrastructure (Servers, Racks, etc.) Upgrade |
| Technology | | | 204,000 | | | 204,000 | Additional computers to close computer gap |
| SMART Sub-Total | 15,000 | | 675,000 | 3,376,000 | | 4,066,000 | |

Completed

| Type | Program Year 1 2015 | Program Year 2 2016 | Program Year 3 2017 | Program Year 4 2018 | Program Year 5 2019 | Total | Scope |
|---------------------------|---------------------------|---------------------------|---------------------------|---------------------------|---------------------------|---------|-----------------------------|
| SMART | | 100,000 | | | | 100,000 | Music Equipment Replacement |
| Complete Sub-Total | | 100,000 | | | | 100,000 | |

| | | | | | | | |
|---------------------|--------|---------|---------|-----------|---|-----------|--|
| School Total | 15,000 | 100,000 | 675,000 | 3,376,000 | 0 | 4,166,000 | |
|---------------------|--------|---------|---------|-----------|---|-----------|--|

The Quest Center

Adopted District Educational Facilities Plan

| Project | Program Year 1 2015 | Program Year 2 2016 | Program Year 3 2017 | Program Year 4 2018 | Program Year 5 2019 | Total | Scope |
|---|---------------------------|---------------------------|---------------------------|---------------------------|---------------------------|-------|-------|
| There are no DEFP projects for this location. | | | | | | | |

SMART Program

| Project | Program Year 1 2015 | Program Year 2 2016 | Program Year 3 2017 | Program Year 4 2018 | Program Year 5 2019 | Total | Scope |
|---|---------------------------|---------------------------|---------------------------|---------------------------|---------------------------|-------------------|----------------------------------|
| Safety & Security* | | | 90,000 | | | 90,000 | Single Point of Entry |
| Safety & Security | | | 84,000 | | | 84,000 | Safety / Security Upgrade |
| Safety & Security | | | 377,000 | | | 377,000 | Fire Alarm |
| Music & Art Equipment | | 50,000 | | | | 50,000 | Music Equipment Replacement |
| Renovation | 100,000 | | | | | 100,000 | School Choice Enhancement |
| Renovation | 934,000 | | | | | 934,000 | HVAC Improvements |
| Renovation | | | 293,000 | | | 293,000 | Electrical Improvements |
| SMART Sub-Total | 1,034,000 | 50,000 | 754,000 | | | 1,838,000 | |
| *Determined that Single Point of Entry standards were previously met and SMART funding was not used to complete this project. | | | | | | | |

Completed

| Type | Program Year 1 2015 | Program Year 2 2016 | Program Year 3 2017 | Program Year 4 2018 | Program Year 5 2019 | Total | Scope |
|---------------------------|---------------------------|---------------------------|---------------------------|---------------------------|---------------------------|----------------|--|
| Other Capital Funds | | | 90,000 | | | 90,000 | Single Point of Entry |
| SMART | | | 22,000 | | | 22,000 | Additional computers to close computer gap |
| SMART | | | 54,000 | | | 54,000 | Wireless Network Upgrade |
| Complete Sub-Total | | | 166,000 | | | 166,000 | |

| | | | | | | | |
|---------------------|-----------|--------|---------|---|---|-----------|--|
| School Total | 1,034,000 | 50,000 | 920,000 | 0 | 0 | 2,004,000 | |
|---------------------|-----------|--------|---------|---|---|-----------|--|

Thurgood Marshall Elementary School

Adopted District Educational Facilities Plan

| Project | Program Year 1 2015 | Program Year 2 2016 | Program Year 3 2017 | Program Year 4 2018 | Program Year 5 2019 | Total | Scope |
|----------------|---------------------|---------------------|---------------------|---------------------|---------------------|--------|---------------|
| ADA | 53,736 | | | | | 53,736 | ADA Restrooms |
| DEFP Sub-Total | 53,736 | 0 | 0 | 0 | 0 | 53,736 | |

SMART Program

| Project | Program Year 1 2015 | Program Year 2 2016 | Program Year 3 2017 | Program Year 4 2018 | Program Year 5 2019 | Total | Scope |
|-----------------------|---------------------|---------------------|---------------------|---------------------|---------------------|-----------|---|
| Music & Art Equipment | 50,000 | | | | | 50,000 | Music Equipment Replacement |
| Renovation | | | | | 100,000 | 100,000 | School Choice Enhancement |
| Renovation | | | | | 1,104,000 | 1,104,000 | HVAC Improvements |
| Renovation | | | | | 842,000 | 842,000 | Building Envelope Improvements (Roof, Window, Ext Wall, etc.) |
| SMART Sub-Total | 50,000 | | | | 2,046,000 | 2,096,000 | |

Completed

| Type | Program Year 1 2015 | Program Year 2 2016 | Program Year 3 2017 | Program Year 4 2018 | Program Year 5 2019 | Total | Scope |
|--------------------|---------------------|---------------------|---------------------|---------------------|---------------------|---------|--|
| SMART | | 100,000 | | | | 100,000 | Additional computers to close computer gap |
| SMART | | 19,000 | | | | 19,000 | CAT 6 Data port Upgrade |
| SMART | | 30,000 | | | | 30,000 | Wireless Network Upgrade |
| Complete Sub-Total | | 149,000 | | | | 149,000 | |

| | | | | | | | |
|---------------------|---------|---------|---|---|-----------|-----------|--|
| School Total | 103,736 | 149,000 | 0 | 0 | 2,046,000 | 2,298,736 | |
|---------------------|---------|---------|---|---|-----------|-----------|--|

Tradewinds Elementary School

Adopted District Educational Facilities Plan

| Project | Program Year 1 2015 | Program Year 2 2016 | Program Year 3 2017 | Program Year 4 2018 | Program Year 5 2019 | Total | Scope |
|---|---------------------------|---------------------------|---------------------------|---------------------------|---------------------------|-------|-------|
| There are no DEFP projects for this location. | | | | | | | |

SMART Program

| Project | Program Year 1 2015 | Program Year 2 2016 | Program Year 3 2017 | Program Year 4 2018 | Program Year 5 2019 | Total | Scope |
|------------------------|---------------------------|---------------------------|---------------------------|---------------------------|---------------------------|------------------|---|
| Safety & Security | | | 195,000 | | | 195,000 | Single Point of Entry |
| Music & Art | | | | | 136,000 | 136,000 | Music Room Renovation |
| Music & Art Equipment | | | 50,000 | | | 50,000 | Music Equipment Replacement |
| Music & Art | | | | | 169,000 | 169,000 | Conversion of Existing Space to Music and/or Art Lab(s) |
| Athletics | | | | | 7,000 | 7,000 | PE/Athletic Improvements |
| Renovation | | | | | 100,000 | 100,000 | School Choice Enhancement |
| Renovation | | | | | 194,000 | 194,000 | HVAC Improvements |
| Renovation | | | | | 1,205,000 | 1,205,000 | Building Envelope Improvements (Roof, Window, Ext Wall, etc.) |
| SMART Sub-Total | | | 245,000 | | 1,811,000 | 2,056,000 | |

Completed

| Type | Program Year 1 2015 | Program Year 2 2016 | Program Year 3 2017 | Program Year 4 2018 | Program Year 5 2019 | Total | Scope |
|---------------------------|---------------------------|---------------------------|---------------------------|---------------------------|---------------------------|----------------|--|
| SMART | | 314,000 | | | | 314,000 | Additional computers to close computer gap |
| SMART | | 11,000 | | | | 11,000 | CAT 6 Data port Upgrade |
| SMART | | 4,000 | | | | 4,000 | Technology Infrastructure (Servers, Racks, etc.) Upgrade |
| SMART | | 95,000 | | | | 95,000 | Wireless Network Upgrade |
| Complete Sub-Total | | 424,000 | | | | 424,000 | |

| | | | | | | | |
|---------------------|---|---------|---------|---|-----------|-----------|--|
| School Total | 0 | 424,000 | 245,000 | 0 | 1,811,000 | 2,480,000 | |
|---------------------|---|---------|---------|---|-----------|-----------|--|

Tropical Elementary School

Adopted District Educational Facilities Plan

| Project | Program Year 1 2015 | Program Year 2 2016 | Program Year 3 2017 | Program Year 4 2018 | Program Year 5 2019 | Total | Scope |
|--|---------------------------|---------------------------|---------------------------|---------------------------|---------------------------|-------|-------|
| There are no DEFP projects for this location. | | | | | | | |

SMART Program

| Project | Program Year 1 2015 | Program Year 2 2016 | Program Year 3 2017 | Program Year 4 2018 | Program Year 5 2019 | Total | Scope |
|------------------------|---------------------------|---------------------------|---------------------------|---------------------------|---------------------------|------------------|---|
| Safety & Security | | 33,000 | | | | 33,000 | Fire Sprinklers |
| Safety & Security | | 252,000 | | | | 252,000 | Fire Alarm |
| Music & Art | | | | 169,000 | | 169,000 | Conversion of Existing Space to Music and/or Art Lab(s) |
| Renovation | | | 55,000 | | | 55,000 | Building Envelope Improvements (Roof, Window, Ext Wall, etc.) |
| Renovation | | | 76,000 | | | 76,000 | Wireless Network Upgrade |
| Renovation | 100,000 | | | | | 100,000 | School Choice Enhancement |
| Renovation | | | | 237,000 | | 237,000 | Media Center improvements |
| Renovation | 166,000 | | | | | 166,000 | HVAC Improvements |
| Renovation | | | 8,000 | | | 8,000 | CAT 6 Data port Upgrade |
| Technology | | | 66,000 | | | 66,000 | Technology Infrastructure (Servers, Racks, etc.) Upgrade |
| Technology | | | 132,000 | | | 132,000 | Additional computers to close computer gap |
| SMART Sub-Total | 266,000 | 285,000 | 337,000 | 406,000 | | 1,294,000 | |

Completed

| Type | Program Year 1 2015 | Program Year 2 2016 | Program Year 3 2017 | Program Year 4 2018 | Program Year 5 2019 | Total | Scope |
|---------------------------|---------------------------|---------------------------|---------------------------|---------------------------|---------------------------|---------------|-----------------------------|
| SMART | | | 50,000 | | | 50,000 | Music Equipment Replacement |
| Complete Sub-Total | | | 50,000 | | | 50,000 | |

| | | | | | | | |
|---------------------|---------|---------|---------|---------|---|-----------|--|
| School Total | 266,000 | 285,000 | 387,000 | 406,000 | 0 | 1,344,000 | |
|---------------------|---------|---------|---------|---------|---|-----------|--|

Twin Lakes Annex

Adopted District Educational Facilities Plan

| Project | Program Year 1 2015 | Program Year 2 2016 | Program Year 3 2017 | Program Year 4 2018 | Program Year 5 2019 | Total | Scope |
|---|---------------------------|---------------------------|---------------------------|---------------------------|---------------------------|------------------|--|
| Building Envelope | 2,063,139 | | | | | 2,063,139 | Reroof Bldg. 1 |
| Replacement of 550 Gal. Waste Oil Tank | 34,750 | | | | | 34,750 | Replace existing underground waste oil tank with a 550 Gal. above ground tank. Cut and cap existing waste oil piping. Includes soil testing and Closure Forms submittal to Broward County Environmental Protection Department. |
| DEFP Sub-Total | 2,097,889 | 0 | 0 | 0 | 0 | 2,097,889 | |

SMART Program

| Project | Program Year 1 2015 | Program Year 2 2016 | Program Year 3 2017 | Program Year 4 2018 | Program Year 5 2019 | Total | Scope |
|--|---------------------------|---------------------------|---------------------------|---------------------------|---------------------------|-------|-------|
| There are no SMART projects for this location. | | | | | | | |

Completed

| Project | Program Year 1 2015 | Program Year 2 2016 | Program Year 3 2017 | Program Year 4 2018 | Program Year 5 2019 | Total | Scope |
|---|---------------------------|---------------------------|---------------------------|---------------------------|---------------------------|-------|-------|
| There are no Completed projects for this location | | | | | | | |

| | | | | | | | |
|---------------------|-----------|---|---|---|---|-----------|--|
| School Total | 2,097,889 | 0 | 0 | 0 | 0 | 2,097,889 | |
|---------------------|-----------|---|---|---|---|-----------|--|

Village Elementary School

Adopted District Educational Facilities Plan

| Project | Program Year 1 2015 | Program Year 2 2016 | Program Year 3 2017 | Program Year 4 2018 | Program Year 5 2019 | Total | Scope |
|---|---------------------------|---------------------------|---------------------------|---------------------------|---------------------------|-------|-------|
| There are no DEFP projects for this location. | | | | | | | |

SMART Program

| Project | Program Year 1 2015 | Program Year 2 2016 | Program Year 3 2017 | Program Year 4 2018 | Program Year 5 2019 | Total | Scope |
|------------------------|---------------------------|---------------------------|---------------------------|---------------------------|---------------------------|-----------|--|
| Safety & Security | | | 195,000 | | | 195,000 | Single Point of Entry |
| Safety & Security | | 304,000 | | | | 304,000 | Fire Sprinklers |
| Safety & Security | | 293,000 | | | | 293,000 | Fire Alarm |
| Renovation | 100,000 | | | | | 100,000 | School Choice Enhancement |
| Renovation | | | 175,000 | | | 175,000 | Media Center improvements |
| Renovation | | | 150,000 | | | 150,000 | HVAC Improvements |
| Renovation | | | 81,000 | | | 81,000 | Building Envelope Improvements (Roof, Window, Ext Wall, etc.) |
| Music & Art Equipment | | | 50,000 | | | 50,000 | Music Equipment Replacement |
| SMART Sub-Total | 100,000 | 597,000 | 651,000 | | | 1,348,000 | |

Completed

| Type | Program Year 1 2015 | Program Year 2 2016 | Program Year 3 2017 | Program Year 4 2018 | Program Year 5 2019 | Total | Scope |
|---------------------------|---------------------------|---------------------------|---------------------------|---------------------------|---------------------------|---------|--|
| SMART | | 181,000 | | | | 181,000 | Additional computers to close computer gap |
| SMART | | 5,000 | | | | 5,000 | CAT 6 Data port Upgrade |
| SMART | | 36,000 | | | | 36,000 | Wireless Network Upgrade |
| Complete Sub-Total | | 222,000 | | | | 222,000 | |

| | | | | | | | |
|---------------------|---------|---------|---------|---|---|-----------|--|
| School Total | 100,000 | 819,000 | 651,000 | 0 | 0 | 1,570,000 | |
|---------------------|---------|---------|---------|---|---|-----------|--|

Walker Elementary School

Adopted District Educational Facilities Plan

| Project | Program Year 1 2015 | Program Year 2 2016 | Program Year 3 2017 | Program Year 4 2018 | Program Year 5 2019 | Total | Scope |
|--|---------------------------|---------------------------|---------------------------|---------------------------|---------------------------|-------|-------|
| There are no DEFP projects for this location. | | | | | | | |

SMART Program

| Project | Program Year 1 2015 | Program Year 2 2016 | Program Year 3 2017 | Program Year 4 2018 | Program Year 5 2019 | Total | Scope |
|------------------------|---------------------------|---------------------------|---------------------------|---------------------------|---------------------------|------------------|--|
| Safety & Security | | 294,000 | | | | 294,000 | Fire Alarm |
| Music & Art Equipment | 50,000 | | | | | 50,000 | Music Equipment Replacement |
| Renovation | | | 380,000 | | | 380,000 | Building Envelope Improvements (Roof, Window, Ext Wall, etc.) |
| Renovation | 100,000 | | | | | 100,000 | School Choice Enhancement |
| Renovation | | 917,000 | | | | 917,000 | HVAC Improvements |
| SMART Sub-Total | 150,000 | 1,211,000 | 380,000 | | | 1,741,000 | |

Completed

| Type | Program Year 1 2015 | Program Year 2 2016 | Program Year 3 2017 | Program Year 4 2018 | Program Year 5 2019 | Total | Scope |
|---------------------------|---------------------------|---------------------------|---------------------------|---------------------------|---------------------------|----------------|---|
| SMART | | 69,000 | | | | 69,000 | Additional computers to close computer gap |
| SMART | | 21,000 | | | | 21,000 | CAT 6 Data port Upgrade |
| SMART | | 43,000 | | | | 43,000 | Wireless Network Upgrade |
| Complete Sub-Total | | 133,000 | | | | 133,000 | |

| | | | | | | | |
|---------------------|---------|-----------|---------|---|---|-----------|--|
| School Total | 150,000 | 1,344,000 | 380,000 | 0 | 0 | 1,874,000 | |
|---------------------|---------|-----------|---------|---|---|-----------|--|

Watkins Elementary School

Adopted District Educational Facilities Plan

| Project | Program Year 1 2015 | Program Year 2 2016 | Program Year 3 2017 | Program Year 4 2018 | Program Year 5 2019 | Total | Scope |
|------------------------|------------------------|------------------------|------------------------|------------------------|------------------------|--------|---|
| Install New DX AC Unit | 50,000 | | | | | 50,000 | Installation of new dedicated split DX AC unit in Building 1 Room 103F to provide better climate control. |
| DEFP Sub-Total | 50,000 | 0 | 0 | 0 | 0 | 50,000 | |

SMART Program

| Project | Program Year 1 2015 | Program Year 2 2016 | Program Year 3 2017 | Program Year 4 2018 | Program Year 5 2019 | Total | Scope |
|-----------------------------------|------------------------|------------------------|------------------------|------------------------|------------------------|---------------------|---|
| Safety & Security* | | | -60,000- | | | -60,000- | Single Point of Entry |
| Safety & Security | | | | | 26,000 | 26,000 | Fire Sprinklers |
| Music & Art Equipment | | | 50,000 | | | 50,000 | Music Equipment Replacement |
| Renovation | | | | | 100,000 | 100,000 | School Choice Enhancement |
| Renovation | | | | | 895,000 | 895,000 | Building Envelope Improvements (Roof, Window, Ext Wall, etc.) |
| SMART Sub-Total | | | 50,000 | | 1,021,000 | 1,071,000 | |

*Determined that Single Point of Entry standards were previously met and SMART funding was not used to complete this project.

Completed

| Type | Program Year 1 2015 | Program Year 2 2016 | Program Year 3 2017 | Program Year 4 2018 | Program Year 5 2019 | Total | Scope |
|---------------------|------------------------|------------------------|------------------------|------------------------|------------------------|---------|--|
| Other Capital Funds | | | 60,000 | | | 60,000 | Single Point of Entry |
| SMART | | 153,000 | | | | 153,000 | Additional computers to close computer gap |
| SMART | | 12,000 | | | | 12,000 | CAT 6 Data port Upgrade |
| SMART | | 9,000 | | | | 9,000 | Technology Infrastructure (Servers, Racks, etc.) Upgrade |
| SMART | | 34,000 | | | | 34,000 | Wireless Network Upgrade |
| Complete Sub-Total | | 208,000 | 60,000 | | | 268,000 | |

| | | | | | | | |
|---------------------|--------|---------|---------|---|-----------|-----------|--|
| School Total | 50,000 | 208,000 | 110,000 | 0 | 1,021,000 | 1,389,000 | |
|---------------------|--------|---------|---------|---|-----------|-----------|--|

Welleby Elementary School

Adopted District Educational Facilities Plan

| Project | Program Year 1 2015 | Program Year 2 2016 | Program Year 3 2017 | Program Year 4 2018 | Program Year 5 2019 | Total | Scope |
|---|---------------------------|---------------------------|---------------------------|---------------------------|---------------------------|-------|-------|
| There are no DEFP projects for this location. | | | | | | | |

SMART Program

| Project | Program Year 1 2015 | Program Year 2 2016 | Program Year 3 2017 | Program Year 4 2018 | Program Year 5 2019 | Total | Scope |
|---|---------------------------|---------------------------|---------------------------|---------------------------|---------------------------|---------------------|--|
| Safety & Security* | | | -195,000 | | | -195,000 | Single Point of Entry |
| Safety & Security | | | | | 835,000 | 835,000 | Fire Sprinklers |
| Safety & Security | | | | | 293,000 | 293,000 | Fire Alarm |
| Music & Art Equipment | | | 50,000 | | | 50,000 | Music Equipment Replacement |
| Renovation | | | | | 896,000 | 896,000 | Building Envelope Improvements (Roof, Window, Ext Wall, etc.) |
| Renovation | | | | | 100,000 | 100,000 | School Choice Enhancement |
| Renovation | | | | | 491,000 | 491,000 | HVAC Improvements |
| Renovation | | | | | 260,000 | 260,000 | Electrical Improvements |
| SMART Sub-Total | | | 50,000 | | 2,875,000 | 2,925,000 | |
| *Determined that Single Point of Entry standards were previously met and SMART funding was not used to complete this project. | | | | | | | |

Completed

| Type | Program Year 1 2015 | Program Year 2 2016 | Program Year 3 2017 | Program Year 4 2018 | Program Year 5 2019 | Total | Scope |
|---------------------|---------------------------|---------------------------|---------------------------|---------------------------|---------------------------|---------|---|
| Other Capital Funds | | | 195,000 | | | 195,000 | Single Point of Entry |
| SMART | | 166,000 | | | | 166,000 | Additional computers to close computer gap |
| SMART | | 17,000 | | | | 17,000 | CAT 6 Data port Upgrade |
| SMART | | 82,000 | | | | 82,000 | Technology Infrastructure (Servers, Racks, etc.) Upgrade |
| SMART | | 86,000 | | | | 86,000 | Wireless Network Upgrade |
| Complete Sub-Total | | 351,000 | 195,000 | | | 546,000 | |

| | | | | | | | |
|---------------------|---|---------|---------|---|-----------|-----------|--|
| School Total | 0 | 351,000 | 245,000 | 0 | 2,875,000 | 3,471,000 | |
|---------------------|---|---------|---------|---|-----------|-----------|--|

West Broward High School

Adopted District Educational Facilities Plan

| Project | Program Year 1 2015 | Program Year 2 2016 | Program Year 3 2017 | Program Year 4 2018 | Program Year 5 2019 | Total | Scope |
|---|---------------------------|---------------------------|---------------------------|---------------------------|---------------------------|-------|-------|
| There are no DEFP projects for this location. | | | | | | | |

SMART Program

| Project | Program Year 1 2015 | Program Year 2 2016 | Program Year 3 2017 | Program Year 4 2018 | Program Year 5 2019 | Total | Scope |
|------------------------|---------------------------|---------------------------|---------------------------|---------------------------|---------------------------|-----------|-----------------------------|
| Music & Art Equipment | | | 300,000 | | | 300,000 | Music Equipment Replacement |
| Athletics | | | 300,000 | | | 300,000 | Track Resurfacing |
| Athletics | | | | 121,000 | | 121,000 | Weight Room Renovation |
| Renovation | 100,000 | | | | | 100,000 | School Choice Enhancement |
| Renovation | | | | | 438,000 | 438,000 | HVAC Improvements |
| SMART Sub-Total | 100,000 | | 600,000 | 121,000 | 438,000 | 1,259,000 | |

Completed

| Type | Program Year 1 2015 | Program Year 2 2016 | Program Year 3 2017 | Program Year 4 2018 | Program Year 5 2019 | Total | Scope |
|---------------------------|---------------------------|---------------------------|---------------------------|---------------------------|---------------------------|---------|--|
| SMART | | 683,000 | | | | 683,000 | Additional computers to close computer gap |
| SMART | | 55,000 | | | | 55,000 | CAT 6 Data port Upgrade |
| SMART | | 28,000 | | | | 28,000 | Wireless Network Upgrade |
| Complete Sub-Total | | 766,000 | | | | 766,000 | |

| | | | | | | | |
|---------------------|---------|---------|---------|---------|---------|-----------|--|
| School Total | 100,000 | 766,000 | 600,000 | 121,000 | 438,000 | 2,025,000 | |
|---------------------|---------|---------|---------|---------|---------|-----------|--|

West Hollywood Elementary School

Adopted District Educational Facilities Plan

| Project | Program Year 1 2015 | Program Year 2 2016 | Program Year 3 2017 | Program Year 4 2018 | Program Year 5 2019 | Total | Scope |
|---|---------------------------|---------------------------|---------------------------|---------------------------|---------------------------|-------|-------|
| There are no DEFP projects for this location. | | | | | | | |

SMART Program

| Project | Program Year 1 2015 | Program Year 2 2016 | Program Year 3 2017 | Program Year 4 2018 | Program Year 5 2019 | Total | Scope |
|------------------------|---------------------------|---------------------------|---------------------------|---------------------------|---------------------------|------------------|--|
| Safety & Security | | 294,000 | | | | 294,000 | Fire Alarm |
| Renovation | | | 27,000 | | | 27,000 | Wireless Network Upgrade |
| Renovation | 100,000 | | | | | 100,000 | School Choice Enhancement |
| Renovation | 1,644,000 | | | | | 1,644,000 | HVAC Improvements |
| Renovation | | | 12,000 | | | 12,000 | CAT 6 Data port Upgrade |
| Renovation | | | 741,000 | | | 741,000 | Building Envelope Improvements (Roof, Window, Ext Wall, etc.) |
| Technology | | | 141,000 | | | 141,000 | Additional computers to close computer gap |
| SMART Sub-Total | 1,744,000 | 294,000 | 921,000 | | | 2,959,000 | |

Completed

| Type | Program Year 1 2015 | Program Year 2 2016 | Program Year 3 2017 | Program Year 4 2018 | Program Year 5 2019 | Total | Scope |
|---------------------------|---------------------------|---------------------------|---------------------------|---------------------------|---------------------------|---------------|-----------------------------|
| SMART | | 50,000 | | | | 50,000 | Music Equipment Replacement |
| Complete Sub-Total | | 50,000 | | | | 50,000 | |

| | | | | | | | |
|---------------------|-----------|---------|---------|---|---|-----------|--|
| School Total | 1,744,000 | 344,000 | 921,000 | 0 | 0 | 3,009,000 | |
|---------------------|-----------|---------|---------|---|---|-----------|--|

Westchester Elementary School

Adopted District Educational Facilities Plan

| Project | Program Year 1 2015 | Program Year 2 2016 | Program Year 3 2017 | Program Year 4 2018 | Program Year 5 2019 | Total | Scope |
|-----------------------|---------------------|---------------------|---------------------|---------------------|---------------------|------------------|--|
| ADA | 1,797,142 | | | | | 1,797,142 | ADA Restrooms, Replace Fire Alarm, Drainage Improvements |
| DEFP Sub-Total | 1,797,142 | 0 | 0 | 0 | 0 | 1,797,142 | |

SMART Program

| Project | Program Year 1 2015 | Program Year 2 2016 | Program Year 3 2017 | Program Year 4 2018 | Program Year 5 2019 | Total | Scope |
|------------------------|---------------------|---------------------|---------------------|---------------------|---------------------|------------------|---|
| Safety & Security | | 772,000 | | | | 772,000 | Fire Sprinklers |
| Renovation | | | 182,000 | | | 182,000 | Building Envelope Improvements (Roof, Window, Ext Wall, etc.) |
| Renovation | 100,000 | | | | | 100,000 | School Choice Enhancement |
| Renovation | | | 208,000 | | | 208,000 | Media Center improvements |
| Renovation | 323,000 | | | | | 323,000 | HVAC Improvements |
| Renovation | | | 263,000 | | | 263,000 | Electrical Improvements |
| SMART Sub-Total | 423,000 | 772,000 | 653,000 | | | 1,848,000 | |

Completed

| Type | Program Year 1 2015 | Program Year 2 2016 | Program Year 3 2017 | Program Year 4 2018 | Program Year 5 2019 | Total | Scope |
|---------------------------|---------------------|---------------------|---------------------|---------------------|---------------------|----------------|--|
| SMART | | 205,000 | | | | 205,000 | Additional computers to close computer gap |
| SMART | | 19,000 | | | | 19,000 | CAT 6 Data port Upgrade |
| SMART | | | 50,000 | | | 50,000 | Music Equipment Replacement |
| SMART | | 52,000 | | | | 52,000 | Technology Infrastructure (Servers, Racks, etc.) Upgrade |
| SMART | | 104,000 | | | | 104,000 | Wireless Network Upgrade |
| Complete Sub-Total | | 380,000 | 50,000 | | | 430,000 | |

| | | | | | | | |
|---------------------|------------------|------------------|----------------|----------|----------|------------------|--|
| School Total | 2,220,142 | 1,152,000 | 703,000 | 0 | 0 | 4,075,142 | |
|---------------------|------------------|------------------|----------------|----------|----------|------------------|--|

Western High School

Adopted District Educational Facilities Plan

| Project | Program Year 1 2015 | Program Year 2 2016 | Program Year 3 2017 | Program Year 4 2018 | Program Year 5 2019 | Total | Scope |
|---|---------------------------|---------------------------|---------------------------|---------------------------|---------------------------|-------|-------|
| There are no DEFP projects for this location. | | | | | | | |

SMART Program

| Project | Program Year 1 2015 | Program Year 2 2016 | Program Year 3 2017 | Program Year 4 2018 | Program Year 5 2019 | Total | Scope |
|------------------------|---------------------------|---------------------------|---------------------------|---------------------------|---------------------------|-----------|--|
| Safety & Security | | | | 92,000 | | 92,000 | Safety / Security Upgrade |
| Music & Art Equipment | | | 300,000 | | | 300,000 | Music Equipment Replacement |
| Athletics | | | | 121,000 | | 121,000 | Weight Room Renovation |
| Renovation | | | | 144,000 | | 144,000 | Building Envelope Improvements (Roof, Window, Ext Wall, etc.) |
| Renovation | | | | 414,000 | | 414,000 | Media Center improvements |
| Renovation | | | | 1,971,000 | | 1,971,000 | HVAC Improvements |
| Renovation | | | | 325,000 | | 325,000 | Electrical Improvements |
| Renovation | | | | 1,280,000 | | 1,280,000 | STEM Lab improvements |
| Renovation | | | | 100,000 | | 100,000 | School Choice Enhancement |
| SMART Sub-Total | | | 300,000 | 4,447,000 | | 4,747,000 | |

Completed

| Type | Program Year 1 2015 | Program Year 2 2016 | Program Year 3 2017 | Program Year 4 2018 | Program Year 5 2019 | Total | Scope |
|---------------------------|---------------------------|---------------------------|---------------------------|---------------------------|---------------------------|-----------|---|
| SMART | 668,000 | | | | | 668,000 | Additional computers to close computer gap |
| SMART | 49,000 | | | | | 49,000 | CAT 6 Data port Upgrade |
| SMART | 297,000 | | | | | 297,000 | Technology Infrastructure (Servers, Racks, etc.) Upgrade |
| SMART | 300,000 | | | | | 300,000 | Track Resurfacing |
| SMART | 92,000 | | | | | 92,000 | Wireless Network Upgrade |
| Complete Sub-Total | 1,406,000 | | | | | 1,406,000 | |

| | | | | | | | |
|---------------------|-----------|---|---------|-----------|---|-----------|--|
| School Total | 1,406,000 | 0 | 300,000 | 4,447,000 | 0 | 6,153,000 | |
|---------------------|-----------|---|---------|-----------|---|-----------|--|

Westglades Middle School

Adopted District Educational Facilities Plan

| Project | Program Year 1 2015 | Program Year 2 2016 | Program Year 3 2017 | Program Year 4 2018 | Program Year 5 2019 | Total | Scope |
|--------------------|---------------------------|---------------------------|---------------------------|---------------------------|---------------------------|---------|-----------------------------------|
| Various Categories | 283,200 | | | | | 283,200 | School Zone Traffic Signalization |
| DEFP Sub-Total | 283,200 | 0 | 0 | 0 | 0 | 283,200 | |

SMART Program

| Project | Program Year 1 2015 | Program Year 2 2016 | Program Year 3 2017 | Program Year 4 2018 | Program Year 5 2019 | Total | Scope |
|-------------------|---------------------------|---------------------------|---------------------------|---------------------------|---------------------------|-----------|--|
| Safety & Security | | | 233,000 | | | 233,000 | Single Point of Entry |
| Renovation | | | | | 100,000 | 100,000 | School Choice Enhancement |
| Renovation | | | 25,000 | | | 25,000 | CAT 6 Data port Upgrade |
| Renovation | | | | | 2,837,000 | 2,837,000 | Building Envelope Improvements (Roof, Window, Ext Wall, etc.) |
| Technology | | | 215,000 | | | 215,000 | Technology Infrastructure (Servers, Racks, etc.) Upgrade |
| Technology | | | 304,000 | | | 304,000 | Additional computers to close computer gap |
| SMART Sub-Total | | | 777,000 | | 2,937,000 | 3,714,000 | |

Completed

| Type | Program Year 1 2015 | Program Year 2 2016 | Program Year 3 2017 | Program Year 4 2018 | Program Year 5 2019 | Total | Scope |
|--------------------|---------------------------|---------------------------|---------------------------|---------------------------|---------------------------|---------|-----------------------------|
| SMART | | 100,000 | | | | 100,000 | Music Equipment Replacement |
| Complete Sub-Total | | 100,000 | | | | 100,000 | |

| | | | | | | | |
|---------------------|---------|---------|---------|---|-----------|-----------|--|
| School Total | 283,200 | 100,000 | 777,000 | 0 | 2,937,000 | 4,097,200 | |
|---------------------|---------|---------|---------|---|-----------|-----------|--|

Westpine Middle School

Adopted District Educational Facilities Plan

| Project | Program Year 1 2015 | Program Year 2 2016 | Program Year 3 2017 | Program Year 4 2018 | Program Year 5 2019 | Total | Scope |
|---|---------------------------|---------------------------|---------------------------|---------------------------|---------------------------|-------|-------|
| There are no DEFP projects for this location. | | | | | | | |

SMART Program

| Project | Program Year 1 2015 | Program Year 2 2016 | Program Year 3 2017 | Program Year 4 2018 | Program Year 5 2019 | Total | Scope |
|------------------------|---------------------------|---------------------------|---------------------------|---------------------------|---------------------------|-----------|--|
| Safety & Security | | | 233,000 | | | 233,000 | Single Point of Entry |
| Safety & Security | | | | 15,000 | | 15,000 | Fire Sprinklers |
| Renovation | | | 119,000 | | | 119,000 | Wireless Network Upgrade |
| Renovation | | | | 100,000 | | 100,000 | School Choice Enhancement |
| Renovation | | | | 204,000 | | 204,000 | HVAC Improvements |
| Renovation | | | 17,000 | | | 17,000 | CAT 6 Data port Upgrade |
| Renovation | | | | 2,066,000 | | 2,066,000 | Building Envelope Improvements (Roof, Window, Ext Wall, etc.) |
| Technology | | | 9,000 | | | 9,000 | Technology Infrastructure (Servers, Racks, etc.) Upgrade |
| Technology | | | 236,000 | | | 236,000 | Additional computers to close computer gap |
| SMART Sub-Total | | | 614,000 | 2,385,000 | | 2,999,000 | |

Completed

| Type | Program Year 1 2015 | Program Year 2 2016 | Program Year 3 2017 | Program Year 4 2018 | Program Year 5 2019 | Total | Scope |
|---------------------------|---------------------------|---------------------------|---------------------------|---------------------------|---------------------------|---------|-----------------------------|
| SMART | | 100,000 | | | | 100,000 | Music Equipment Replacement |
| Complete Sub-Total | | 100,000 | | | | 100,000 | |

| | | | | | | | |
|---------------------|---|---------|---------|-----------|---|-----------|--|
| School Total | 0 | 100,000 | 614,000 | 2,385,000 | 0 | 3,099,000 | |
|---------------------|---|---------|---------|-----------|---|-----------|--|

Westwood Heights Elementary School

Adopted District Educational Facilities Plan

| Project | Program Year 1 2015 | Program Year 2 2016 | Program Year 3 2017 | Program Year 4 2018 | Program Year 5 2019 | Total | Scope |
|--|---------------------------|---------------------------|---------------------------|---------------------------|---------------------------|-------|-------|
| There are no DEFP projects for this location. | | | | | | | |

SMART Program

| Project | Program Year 1 2015 | Program Year 2 2016 | Program Year 3 2017 | Program Year 4 2018 | Program Year 5 2019 | Total | Scope |
|------------------------|---------------------------|---------------------------|---------------------------|---------------------------|---------------------------|------------------|--|
| Music & Art Equipment | 50,000 | | | | | 50,000 | Music Equipment Replacement |
| Renovation | | | 110,000 | | | 110,000 | Media Center improvements |
| Renovation | 100,000 | | | | | 100,000 | School Choice Enhancement |
| Renovation | 628,000 | | | | | 628,000 | HVAC Improvements |
| Renovation | | | 982,000 | | | 982,000 | Building Envelope Improvements (Roof, Window, Ext Wall, etc.) |
| SMART Sub-Total | 778,000 | | 1,092,000 | | | 1,870,000 | |

Completed

| Type | Program Year 1 2015 | Program Year 2 2016 | Program Year 3 2017 | Program Year 4 2018 | Program Year 5 2019 | Total | Scope |
|---------------------------|---------------------------|---------------------------|---------------------------|---------------------------|---------------------------|----------------|---|
| SMART | | | 82,000 | | | 82,000 | Additional computers to close computer gap |
| SMART | | | 18,000 | | | 18,000 | CAT 6 Data port Upgrade |
| SMART | | | 34,000 | | | 34,000 | Wireless Network Upgrade |
| Complete Sub-Total | | | 134,000 | | | 134,000 | |

| | | | | | | | |
|---------------------|---------|---|-----------|---|---|-----------|--|
| School Total | 778,000 | 0 | 1,226,000 | 0 | 0 | 2,004,000 | |
|---------------------|---------|---|-----------|---|---|-----------|--|

Whiddon-Rogers Education Center

Adopted District Educational Facilities Plan

| Project | Program Year 1 2015 | Program Year 2 2016 | Program Year 3 2017 | Program Year 4 2018 | Program Year 5 2019 | Total | Scope |
|---|---------------------------|---------------------------|---------------------------|---------------------------|---------------------------|-------|-------|
| There are no DEFP projects for this location. | | | | | | | |

SMART Program

| Project | Program Year 1 2015 | Program Year 2 2016 | Program Year 3 2017 | Program Year 4 2018 | Program Year 5 2019 | Total | Scope |
|------------------------|---------------------------|---------------------------|---------------------------|---------------------------|---------------------------|------------------|--|
| Safety & Security | 462,000 | | | | | 462,000 | Fire Alarm |
| Renovation | 559,000 | | | | | 559,000 | Replacement of building 13 |
| Renovation | 499,000 | | | | | 499,000 | Replacement of building 12 |
| Renovation | | | 104,000 | | | 104,000 | Wireless Network Upgrade |
| Renovation | 100,000 | | | | | 100,000 | School Choice Enhancement |
| Renovation | 569,000 | | | | | 569,000 | Replacement of building 11 |
| Renovation | 525,000 | | | | | 525,000 | Replacement of building 10 |
| Renovation | 142,000 | | | | | 142,000 | Media Center improvements |
| Renovation | 1,324,000 | | | | | 1,324,000 | HVAC Improvements |
| Renovation | | | 32,000 | | | 32,000 | CAT 6 Data port Upgrade |
| Renovation | 1,246,000 | | | | | 1,246,000 | Building Envelope Improvements (Roof, Window, Ext Wall, etc.) |
| Technology | | | 18,000 | | | 18,000 | Technology Infrastructure (Servers, Racks, etc.) Upgrade |
| Technology | | | 50,000 | | | 50,000 | Additional computers to close computer gap |
| SMART Sub-Total | 5,426,000 | | 204,000 | | | 5,630,000 | |

Completed

| Type | Program Year 1 2015 | Program Year 2 2016 | Program Year 3 2017 | Program Year 4 2018 | Program Year 5 2019 | Total | Scope |
|---------------------------|---------------------------|---------------------------|---------------------------|---------------------------|---------------------------|---------------|-----------------------------|
| SMART | | 50,000 | | | | 50,000 | Music Equipment Replacement |
| Complete Sub-Total | | 50,000 | | | | 50,000 | |

| | | | | | | | |
|---------------------|-----------|--------|---------|---|---|-----------|--|
| School Total | 5,426,000 | 50,000 | 204,000 | 0 | 0 | 5,680,000 | |
|---------------------|-----------|--------|---------|---|---|-----------|--|

Whispering Pines Education Center

Adopted District Educational Facilities Plan

| Project | Program Year 1 2015 | Program Year 2 2016 | Program Year 3 2017 | Program Year 4 2018 | Program Year 5 2019 | Total | Scope |
|-----------------|---------------------|---------------------|---------------------|---------------------|---------------------|---------|-------------------------|
| Active Closeout | 566,466 | | | | | 566,466 | ADA Restroom Renovation |
| DEFP Sub-Total | 566,466 | 0 | 0 | 0 | 0 | 566,466 | |

SMART Program

| Project | Program Year 1 2015 | Program Year 2 2016 | Program Year 3 2017 | Program Year 4 2018 | Program Year 5 2019 | Total | Scope |
|-----------------------|---------------------|---------------------|---------------------|---------------------|---------------------|-----------|---|
| Safety & Security | | | 270,000 | | | 270,000 | Single Point of Entry |
| Safety & Security | | | | | 11,000 | 11,000 | Fire Sprinklers |
| Safety & Security | | | | | 462,000 | 462,000 | Fire Alarm |
| Music & Art Equipment | | | 50,000 | | | 50,000 | Music Equipment Replacement |
| Renovation | | | 33,000 | | | 33,000 | Wireless Network Upgrade |
| Renovation | | | | | 100,000 | 100,000 | School Choice Enhancement |
| Renovation | | | | | 790,000 | 790,000 | HVAC Improvements |
| Renovation | | | | | 837,000 | 837,000 | Building Envelope Improvements (Roof, Window, Ext Wall, etc.) |
| SMART Sub-Total | | | 353,000 | | 2,200,000 | 2,553,000 | |

Completed

| Project | Program Year 1 2015 | Program Year 2 2016 | Program Year 3 2017 | Program Year 4 2018 | Program Year 5 2019 | Total | Scope |
|---|---------------------|---------------------|---------------------|---------------------|---------------------|-------|-------|
| There are no Completed projects for this location | | | | | | | |

| | | | | | | | |
|---------------------|---------|---|---------|---|-----------|-----------|--|
| School Total | 566,466 | 0 | 353,000 | 0 | 2,200,000 | 3,119,466 | |
|---------------------|---------|---|---------|---|-----------|-----------|--|

Wilton Manors Elementary School

Adopted District Educational Facilities Plan

| Project | Program Year 1 2015 | Program Year 2 2016 | Program Year 3 2017 | Program Year 4 2018 | Program Year 5 2019 | Total | Scope |
|--|---------------------------|---------------------------|---------------------------|---------------------------|---------------------------|-------|-------|
| There are no DEFP projects for this location. | | | | | | | |

SMART Program

| Project | Program Year 1 2015 | Program Year 2 2016 | Program Year 3 2017 | Program Year 4 2018 | Program Year 5 2019 | Total | Scope |
|------------------------|---------------------------|---------------------------|---------------------------|---------------------------|---------------------------|-----------|--|
| Safety & Security | | | | 252,000 | | 252,000 | Fire Alarm |
| Music & Art Equipment | 50,000 | | | | | 50,000 | Music Equipment Replacement |
| Renovation | | | | 100,000 | | 100,000 | School Choice Enhancement |
| Renovation | | | | 2,226,000 | | 2,226,000 | HVAC Improvements |
| Renovation | | | | 960,000 | | 960,000 | Building Envelope Improvements (Roof, Window, Ext Wall, etc.) |
| SMART Sub-Total | 50,000 | | | 3,538,000 | | 3,588,000 | |

Completed

| Type | Program Year 1 2015 | Program Year 2 2016 | Program Year 3 2017 | Program Year 4 2018 | Program Year 5 2019 | Total | Scope |
|---------------------------|---------------------------|---------------------------|---------------------------|---------------------------|---------------------------|---------|---|
| SMART | | 129,000 | | | | 129,000 | Additional computers to close computer gap |
| SMART | | 16,000 | | | | 16,000 | CAT 6 Data port Upgrade |
| SMART | | 24,000 | | | | 24,000 | Wireless Network Upgrade |
| Complete Sub-Total | | 169,000 | | | | 169,000 | |

| | | | | | | | |
|---------------------|--------|---------|---|-----------|---|-----------|--|
| School Total | 50,000 | 169,000 | 0 | 3,538,000 | 0 | 3,757,000 | |
|---------------------|--------|---------|---|-----------|---|-----------|--|

Wingate Oaks Center

Adopted District Educational Facilities Plan

| Project | Program Year 1 2015 | Program Year 2 2016 | Program Year 3 2017 | Program Year 4 2018 | Program Year 5 2019 | Total | Scope |
|---|---------------------------|---------------------------|---------------------------|---------------------------|---------------------------|-------|-------|
| There are no DEFP projects for this location. | | | | | | | |

SMART Program

| Project | Program Year 1 2015 | Program Year 2 2016 | Program Year 3 2017 | Program Year 4 2018 | Program Year 5 2019 | Total | Scope |
|------------------------|---------------------------|---------------------------|---------------------------|---------------------------|---------------------------|------------------|---|
| Safety & Security | 420,000 | | | | | 420,000 | Fire Alarm |
| Music & Art Equipment | | 50,000 | | | | 50,000 | Music Equipment Replacement |
| Renovation | 100,000 | | | | | 100,000 | School Choice Enhancement |
| Renovation | 116,000 | | | | | 116,000 | Media Center improvements |
| Renovation | 1,120,000 | | | | | 1,120,000 | Replacement of HVAC equipment in buildings 1,2,4,5. |
| Renovation | 902,000 | | | | | 902,000 | Building Envelope Improvements (Roof, Window, Ext Wall, etc.) |
| SMART Sub-Total | 2,658,000 | 50,000 | | | | 2,708,000 | |

Completed

| Type | Program Year 1 2015 | Program Year 2 2016 | Program Year 3 2017 | Program Year 4 2018 | Program Year 5 2019 | Total | Scope |
|---------------------------|---------------------------|---------------------------|---------------------------|---------------------------|---------------------------|----------------|--|
| SMART | | | 11,000 | | | 11,000 | Additional computers to close computer gap |
| SMART | | | 103,000 | | | 103,000 | Technology Infrastructure (Servers, Racks, etc.) Upgrade |
| SMART | | | 61,000 | | | 61,000 | Wireless Network Upgrade |
| Complete Sub-Total | | | 175,000 | | | 175,000 | |

| | | | | | | | |
|---------------------|-----------|--------|---------|---|---|-----------|--|
| School Total | 2,658,000 | 50,000 | 175,000 | 0 | 0 | 2,883,000 | |
|---------------------|-----------|--------|---------|---|---|-----------|--|

Winston Park Elementary School

Adopted District Educational Facilities Plan

| Project | Program Year 1 2015 | Program Year 2 2016 | Program Year 3 2017 | Program Year 4 2018 | Program Year 5 2019 | Total | Scope |
|---|---------------------------|---------------------------|---------------------------|---------------------------|---------------------------|-------|-------|
| There are no DEFP projects for this location. | | | | | | | |

SMART Program

| Project | Program Year 1 2015 | Program Year 2 2016 | Program Year 3 2017 | Program Year 4 2018 | Program Year 5 2019 | Total | Scope |
|------------------------|---------------------------|---------------------------|---------------------------|---------------------------|---------------------------|-----------|---|
| Safety & Security | | | 297,000 | 736,000 | | 1,033,000 | HVAC Improvements |
| Safety & Security | | | | 819,000 | | 819,000 | Fire Sprinklers |
| Music & Art | | | | 136,000 | | 136,000 | Music Room Renovation |
| Music & Art | | | | 339,000 | | 339,000 | Conversion of Existing Space to Music and/or Art Lab(s) |
| Music & Art | | | | 65,000 | | 65,000 | Art Room Renovation and Equipment |
| Renovation | | | | 289,000 | | 289,000 | Building Envelope Improvements (Roof, Window, Ext Wall, etc.) |
| Renovation | | | | 100,000 | | 100,000 | School Choice Enhancement |
| SMART Sub-Total | | | 297,000 | 2,484,000 | | 2,781,000 | |

Completed

| Type | Program Year 1 2015 | Program Year 2 2016 | Program Year 3 2017 | Program Year 4 2018 | Program Year 5 2019 | Total | Scope |
|---------------------------|---------------------------|---------------------------|---------------------------|---------------------------|---------------------------|---------|--|
| SMART | | 360,000 | | | | 360,000 | Additional computers to close computer gap |
| SMART | | 19,000 | | | | 19,000 | CAT 6 Data port Upgrade |
| SMART | | | 50,000 | | | 50,000 | Music Equipment Replacement |
| SMART | | 73,000 | | | | 73,000 | Technology Infrastructure (Servers, Racks, etc.) Upgrade |
| SMART | | 105,000 | | | | 105,000 | Wireless Network Upgrade |
| Complete Sub-Total | | 557,000 | 50,000 | | | 607,000 | |

| | | | | | | | |
|---------------------|---|---------|---------|-----------|---|-----------|--|
| School Total | 0 | 557,000 | 347,000 | 2,484,000 | 0 | 3,388,000 | |
|---------------------|---|---------|---------|-----------|---|-----------|--|

Young, Virginia Shuman Elementary School

Adopted District Educational Facilities Plan

| Project | Program Year 1 2015 | Program Year 2 2016 | Program Year 3 2017 | Program Year 4 2018 | Program Year 5 2019 | Total | Scope |
|--|---------------------------|---------------------------|---------------------------|---------------------------|---------------------------|-------|-------|
| There are no DEFP projects for this location. | | | | | | | |

SMART Program

| Project | Program Year 1 2015 | Program Year 2 2016 | Program Year 3 2017 | Program Year 4 2018 | Program Year 5 2019 | Total | Scope |
|------------------------|---------------------------|---------------------------|---------------------------|---------------------------|---------------------------|-----------|--|
| Safety & Security | | | | 319,000 | | 319,000 | Fire Alarm |
| Music & Art Equipment | 50,000 | | | | | 50,000 | Music Equipment Replacement |
| Renovation | | | | 100,000 | | 100,000 | School Choice Enhancement |
| Renovation | | | | 596,000 | | 596,000 | HVAC Improvements |
| Renovation | | | 64,000 | | | 64,000 | Wireless Network Upgrade |
| Renovation | | | 20,000 | | | 20,000 | CAT 6 Data port Upgrade |
| Renovation | | | | 809,000 | | 809,000 | Building Envelope Improvements (Roof, Window, Ext Wall, etc.) |
| Technology | | | 43,000 | | | 43,000 | Technology Infrastructure (Servers, Racks, etc.) Upgrade |
| Technology | | | 145,000 | | | 145,000 | Additional computers to close computer gap |
| SMART Sub-Total | 50,000 | | 272,000 | 1,824,000 | | 2,146,000 | |

Completed

| Project | Program Year 1 2015 | Program Year 2 2016 | Program Year 3 2017 | Program Year 4 2018 | Program Year 5 2019 | Total | Scope |
|--|---------------------------|---------------------------|---------------------------|---------------------------|---------------------------|-------|-------|
| There are no Completed projects for this location | | | | | | | |

| | | | | | | | |
|---------------------|--------|---|---------|-----------|---|-----------|--|
| School Total | 50,000 | 0 | 272,000 | 1,824,000 | 0 | 2,146,000 | |
|---------------------|--------|---|---------|-----------|---|-----------|--|

Young, Walter C. Middle School

Adopted District Educational Facilities Plan

| Project | Program Year 1 2015 | Program Year 2 2016 | Program Year 3 2017 | Program Year 4 2018 | Program Year 5 2019 | Total | Scope |
|---|---------------------------|---------------------------|---------------------------|---------------------------|---------------------------|-------|-------|
| There are no DEFP projects for this location. | | | | | | | |

SMART Program

| Project | Program Year 1 2015 | Program Year 2 2016 | Program Year 3 2017 | Program Year 4 2018 | Program Year 5 2019 | Total | Scope |
|-----------------|---------------------------|---------------------------|---------------------------|---------------------------|---------------------------|-----------|---|
| Renovation | | | 3,011,000 | | | 3,011,000 | Building Envelope Improvements (Roof, Window, Ext Wall, etc.) |
| Renovation | | | 71,000 | | | 71,000 | Wireless Network Upgrade |
| Renovation | | | 100,000 | | | 100,000 | School Choice Enhancement |
| Renovation | | | 252,000 | | | 252,000 | Replacement of building 1 |
| Renovation | | | 145,000 | | | 145,000 | Media Center improvements |
| Renovation | | | 5,805,000 | | | 5,805,000 | HVAC Improvements |
| Renovation | | | 19,000 | | | 19,000 | CAT 6 Data port Upgrade |
| Technology | | | 182,000 | | | 182,000 | Technology Infrastructure (Servers, Racks, etc.) Upgrade |
| Technology | | | 212,000 | | | 212,000 | Additional computers to close computer gap |
| SMART Sub-Total | | | 9,797,000 | | | 9,797,000 | |

Completed

| Type | Program Year 1 2015 | Program Year 2 2016 | Program Year 3 2017 | Program Year 4 2018 | Program Year 5 2019 | Total | Scope |
|--------------------|---------------------------|---------------------------|---------------------------|---------------------------|---------------------------|---------|-----------------------------|
| SMART | 100,000 | | | | | 100,000 | Music Equipment Replacement |
| Complete Sub-Total | 100,000 | | | | | 100,000 | |

| | | | | | | | |
|---------------------|---------|---|-----------|---|---|-----------|--|
| School Total | 100,000 | 0 | 9,797,000 | 0 | 0 | 9,897,000 | |
|---------------------|---------|---|-----------|---|---|-----------|--|

District Wide Non-Facility Funding

SMART Program

| Project | Program Year 1 2015 | Program Year 2 2016 | Program Year 3 2017 | Program Year 4 2018 | Program Year 5 2019 | Total | Scope |
|------------------------|---------------------------|---------------------------|---------------------------|---------------------------|---------------------------|------------|--|
| Music & Art Equipment | 78,400 | 78,400 | 78,400 | 78,400 | 78,400 | 392,000 | SMART - Art Replacement Kilns |
| Music & Art Equipment | 300,000 | 300,000 | 300,000 | 200,000 | 200,000 | 1,300,000 | SMART - Drama Staging, Lighting, & Sound Equipment |
| Single Point of Entry | 233,000 | | 2,655,000 | 3,842,000 | | 6,730,000 | Single Point of Entry |
| Technology | 11,000,000 | | | | | 11,000,000 | Technology and Support Services Center (TSSC) infrastructure to support upgrades for school network and computer expansion |
| SMART Sub-Total | 11,611,400 | 378,400 | 3,033,400 | 4,120,400 | 278,400 | 19,422,000 | |

SMART Program

| | Program Year 1 2015 | Program Year 2 2016 | Program Year 3 2017 | Program Year 4 2018 | Program Year 5 2019 | Total |
|-------------|---------------------------|---------------------------|---------------------------|---------------------------|---------------------------|-------------|
| Grand Total | 183,606,183 | 182,724,478 | 208,357,000 | 134,467,496 | 178,603,000 | 887,758,157 |

District Wide Non-Facility Funding

Adopted District Educational Facilities Plan

| Project | Carryover FY 2017 | FY 2018 | FY 2019 | FY 2020 | FY 2021 | FY 2022 | Total | Scope |
|-------------------------------------|----------------------|-------------|-------------|-------------|-------------|-------------|-------------|---|
| Accessibility Projects (ADA) | | 1,500,000 | | | | | 1,500,000 | Accessibility Projects (ADA) |
| ARIBA, INC. | | 1,809,300 | | | | | 1,809,300 | SAP Ariba is a cloud procurement solution; implement a fully integrated solution to increase visibility into the end-to-end procurement process required by the increased volumes associated with Purchasing Policy 3320 and the SMART initiative. Integrated solution will include a Central Bidder Registration tool in support of the Supplier Diversity and Outreach Program Policy 3330. |
| Athletic Equipment | | 519,450 | | | | | 519,450 | Stadiums maintained in a safe and quality manner for special community school and athletic events, pools maintained at or above the county and federal standard for health and safety |
| BECON Equipment | 509,046 | 150,000 | | | | | 659,046 | Replacement equipment and parts to repair and maintain BECON assets for continued operations. Includes BECON poles, video equipment at schools, WBEC broadcast transmitter (repack project), and WKPX equipment |
| Building Leases & Real Estate Costs | | 329,059 | 329,059 | 329,059 | 278,245 | 278,245 | 1,543,667 | BECON TV - American Tower Lease |
| Building Leases & Real Estate Costs | | 40,000 | 40,000 | 40,000 | 40,000 | 40,000 | 200,000 | Coral Glades SHS - Sportplex Field Maintenance |
| Building Leases & Real Estate Costs | | 39,720 | 39,720 | 39,720 | 39,720 | 39,720 | 198,600 | West Broward HS - Chapel Trail Association Fees |
| Building Leases & Real Estate Costs | | 7,000 | 7,000 | 7,000 | 7,000 | 7,000 | 35,000 | Northside ES - Parking Lot Lease |
| Building Leases & Real Estate Costs | | 364,555 | 375,492 | 386,757 | 398,359 | 410,310 | 1,935,473 | PPO Zone - Lauderdale - Lease |
| Building Leases & Real Estate Costs | | 2,000 | 2,000 | 2,000 | 2,000 | 2,000 | 10,000 | Hallandale ES - Drainage Facilities to City |
| Bus Replacement - Equipment Lease | 21,477,728 | 735,075 | | | | | 22,212,803 | Replacement of 100 school buses (FY18 Amount is half of \$1.5M annual payment for \$10.6M financed over 8 yrs) |
| Capital Improvements | | 10,120,000 | | | | | 10,120,000 | Replace equipment which fails and is not planned for replacement under SMART, make essential capital repairs to areas which have potential impact on life safety, perform those capital repairs that preserve the asset for essential functionality and value |
| Charter School Transfer | | 8,318,868 | 8,318,868 | 8,318,868 | 8,318,868 | 8,318,868 | 41,594,340 | Charter School Capital Outlay from State PECO |
| Charter Schools - Local Millage | | 12,711,135 | 13,862,904 | 16,210,940 | 19,823,755 | 24,067,076 | 86,675,810 | Charter School Capital Outlay from Local Millage |
| COPs Debt Service | | 146,881,186 | 160,078,027 | 166,667,534 | 169,792,302 | 170,018,141 | 813,437,190 | COPs Debt Service |

District Wide Non-Facility Funding

Adopted District Educational Facilities Plan

| Project | Carryover FY 2017 | FY 2018 | FY 2019 | FY 2020 | FY 2021 | FY 2022 | Total | Scope |
|------------------------------------|----------------------|------------|------------|------------|------------|------------|-------------|---|
| Environmental Health and Safety | 2,576,269 | 1,900,000 | | | | | 4,476,269 | Address items such as: Asbestos & Lead Based Paint Abatement, Indoor Air Quality/Mold Remediation , Regulatory/Environmental/Compliance Requirements (i.e. HazMat Disposal, Storm Water Management), Safety Improvements (i.e. theatre curtains-fire rating, safety inspections), Sustainability Efforts (i.e. Water Conservation, Energy Management) |
| Equipment Lease | | 16,358,750 | 13,741,341 | 10,646,558 | 10,645,558 | 15,987,583 | 67,379,790 | Equipment Leases for Technology & Transportation |
| ERP/SAP Upgrade | | 4,500,000 | | | | | 4,500,000 | Upgrade ERP/SAP systems to prevent the failure of critical business functions as well as be in compliance for maintenance agreements and improve system stability, usability and performance |
| Facilities/Capital Salaries | | 15,200,000 | 15,200,000 | 15,200,000 | 15,200,000 | 15,200,000 | 76,000,000 | Facilities/Capital Salaries |
| Facility Projects | 22,749,522 | | | | | | 22,749,522 | Facility Projects |
| Information & Technology | 9,016,396 | | | | | | 9,016,396 | Information & Technology |
| Maintenance of Athletic Facilities | 222,025 | 714,000 | | | | | 936,025 | Stadiums maintained in a safe and quality manner for special community school and athletic events, pools maintained at or above the county and federal standard for health and safety |
| Maintenance Transfer | | 66,000,000 | 64,000,000 | 64,000,000 | 64,000,000 | 64,000,000 | 322,000,000 | Maintenance Transfer for General Fund Maintenance and Property & Casualty Insurance |
| Portable Transition | 1,849,375 | 891,600 | | | | | 2,740,975 | Disposition/demolition of 43 portables at 5 school sites, move 3 portables and provide covered walkways at Westglades Middle |
| Programing (Innovative Programs) | | 268,500 | | | | | 268,500 | Provide unique and thematic equipment that supports student instruction and activities at innovative program schools - this equipment is not included in the standard operating funds allocated to schools |
| Programing (Magnet) | 143,464 | 385,000 | | | | | 528,464 | Provide unique and thematic equipment that supports student instruction and activities at magnet schools - this equipment is not included in the standard operating funds allocated to schools |
| Quality Assurance | | 170,000 | 170,000 | 170,000 | 170,000 | 170,000 | 850,000 | Quality Assurance |
| Security Surveillance | | 346,000 | | | | | 346,000 | Connect and standardize video surveillance equipment across District sites to allow for real-time monitoring, improve access to recorded media and reduce the time to repair malfunctioning equipment (FY18 Amount is half of \$700k annual payment for \$5M financed over 8 yrs) |
| SMART Program Reserve | 71,042,933 | 658,000 | 18,354,000 | 59,839,000 | 69,807,000 | | 219,700,933 | SMART Program Reserve DEFP FY18 - September 6, 2017 |

District Wide Non-Facility Funding

Adopted District Educational Facilities Plan

| Project | Carryover FY 2017 | FY 2018 | FY 2019 | FY 2020 | FY 2021 | FY 2022 | Total | Scope |
|-------------------------|----------------------|---------|---------|---------|---------|------------|-------------|-------------------------|
| Unallocated (FY19-FY22) | 22,071,251 | | | | | 84,700,000 | 106,771,251 | Unallocated (FY19-FY22) |
| Workforce Education | 2,544,078 | | | | | | 2,544,078 | Workforce Education |

District Wide Non-Facility Funding

Adopted District Educational Facilities Plan

| | Carryover FY 2017 | FY 2018 | FY 2019 | FY 2020 | FY 2021 | FY 2022 | Total |
|------------------------------------|----------------------|-------------|-------------|-------------|-------------|-------------|---------------|
| Districtwide Sub-Totals | 154,202,087 | 290,919,198 | 294,518,411 | 341,857,436 | 358,522,807 | 383,238,943 | 1,823,258,882 |

School By School

Adopted District Educational Facilities Plan

| | Carryover FY 2017 | FY 2018 | FY 2019 | FY 2020 | FY 2021 | FY 2022 | Total |
|----------------------------|----------------------|-----------|---------|---------|---------|---------|-----------|
| DEFP Sub-Totals | | 5,800,000 | | | | | 5,800,000 |

Grand Total

| | Carryover FY 2017 | FY 2018 | FY 2019 | FY 2020 | FY 2021 | FY 2022 | Total |
|---------------------|----------------------|-------------|-------------|-------------|-------------|-------------|---------------|
| Grand Totals | 154,202,087 | 296,719,198 | 294,518,411 | 341,857,436 | 358,522,807 | 383,238,943 | 1,829,058,882 |

[This page intentionally left blank]

Completed Projects as of March 31, 2017

| Location | Program Year 1 2015 | Program Year 2 2016 | Program Year 3 2017 | Program Year 4 2018 | Program Year 5 2019 | Total | Scope | Type |
|--|---------------------------|---------------------------|---------------------------|---------------------------|---------------------------|---------|--|-------|
| Anderson, Boyd H. High School | | | 71,000 | | | 71,000 | CAT 6 Data port Upgrade | SMART |
| Anderson, Boyd H. High School | | | 89,000 | | | 89,000 | Wireless Network Upgrade | SMART |
| Anderson, Boyd H. High School | | | 236,000 | | | 236,000 | Additional computers to close computer gap | SMART |
| Apollo Middle School | | | 70,000 | | | 70,000 | Track Resurfacing | SMART |
| Apollo Middle School | 100,000 | | | | | 100,000 | Music Equipment Replacement | SMART |
| Atlantic Technical College | 18,000 | | | | | 18,000 | CAT 6 Data port Upgrade | SMART |
| Atlantic Technical College | 161,000 | | | | | 161,000 | Wireless Network Upgrade | SMART |
| Atlantic Technical College | 483,000 | | | | | 483,000 | Technology Infrastructure (Servers, Racks, etc.) Upgrade | SMART |
| Atlantic Technical, Arthur Ashe, Jr Campus | | | 10,000 | | | 10,000 | CAT 6 Data port Upgrade | SMART |
| Atlantic Technical, Arthur Ashe, Jr Campus | 100,000 | | | | | 100,000 | School Choice Enhancement | SMART |
| Atlantic Technical, Arthur Ashe, Jr Campus | | | 90,000 | | | 90,000 | Wireless Network Upgrade | SMART |
| Atlantic West Elementary School | | 16,000 | | | | 16,000 | CAT 6 Data port Upgrade | SMART |
| Atlantic West Elementary School | | 89,000 | | | | 89,000 | Wireless Network Upgrade | SMART |
| Atlantic West Elementary School | | 146,000 | | | | 146,000 | Additional computers to close computer gap | SMART |
| Attucks Middle School | | | 18,000 | | | 18,000 | CAT 6 Data port Upgrade | SMART |
| Attucks Middle School | | | 103,000 | | | 103,000 | Wireless Network Upgrade | SMART |
| Attucks Middle School | | | 82,000 | | | 82,000 | Additional computers to close computer gap | SMART |
| Bair Middle School | 100,000 | | | | | 100,000 | Music Equipment Replacement | SMART |
| Banyan Elementary School | | | 60,000 | | | 60,000 | Single Point of Entry | Other |
| Banyan Elementary School | | 6,000 | | | | 6,000 | CAT 6 Data port Upgrade | SMART |
| Banyan Elementary School | | 88,000 | | | | 88,000 | Wireless Network Upgrade | SMART |
| Banyan Elementary School | | 155,000 | | | | 155,000 | Additional computers to close computer gap | SMART |
| Banyan Elementary School | | 18,000 | | | | 18,000 | Technology Infrastructure (Servers, Racks, etc.) Upgrade | SMART |
| Beachside Montessori Village | | 13,000 | | | | 13,000 | CAT 6 Data port Upgrade | SMART |

Completed Projects as of March 31, 2017

| Location | Program Year 1 2015 | Program Year 2 2016 | Program Year 3 2017 | Program Year 4 2018 | Program Year 5 2019 | Total | Scope | Type |
|--|---------------------------|---------------------------|---------------------------|---------------------------|---------------------------|---------|---|-------|
| Beachside Montessori Village | | 14,000 | | | | 14,000 | Wireless Network Upgrade | SMART |
| Beachside Montessori Village | | 210,000 | | | | 210,000 | Additional computers to close computer gap | SMART |
| Beachside Montessori Village | | 4,000 | | | | 4,000 | Technology Infrastructure (Servers, Racks, etc.) Upgrade | SMART |
| Bennett Elementary School | | 21,000 | | | | 21,000 | CAT 6 Data port Upgrade | SMART |
| Bennett Elementary School | | 55,000 | | | | 55,000 | Wireless Network Upgrade | SMART |
| Bennett Elementary School | | 79,000 | | | | 79,000 | Additional computers to close computer gap | SMART |
| Bethune, Mary M. Elementary School | | | 195,000 | | | 195,000 | Single Point of Entry | Other |
| Bethune, Mary M. Elementary School | | 50,000 | | | | 50,000 | Music Equipment Replacement | SMART |
| Bethune, Mary M. Elementary School | | 114,000 | | | | 114,000 | Wireless Network Upgrade | SMART |
| Bethune, Mary M. Elementary School | | 185,000 | | | | 185,000 | Additional computers to close computer gap | SMART |
| Bethune, Mary M. Elementary School | | 21,000 | | | | 21,000 | Technology Infrastructure (Servers, Racks, etc.) Upgrade | SMART |
| Boulevard Heights Elementary School | | | 60,000 | | | 60,000 | Single Point of Entry | Other |
| Bright Horizons Center | | 57,000 | | | | 57,000 | Wireless Network Upgrade | SMART |
| Bright Horizons Center | | 31,000 | | | | 31,000 | Additional computers to close computer gap | SMART |
| Broadview Elementary School | | 15,000 | | | | 15,000 | CAT 6 Data port Upgrade | SMART |
| Broadview Elementary School | | 96,000 | | | | 96,000 | Wireless Network Upgrade | SMART |
| Broadview Elementary School | | 222,000 | | | | 222,000 | Additional computers to close computer gap | SMART |
| Broadview Elementary School | | 113,000 | | | | 113,000 | Technology Infrastructure (Servers, Racks, etc.) Upgrade | SMART |
| Broward Estates Elementary School | | | 15,000 | | | 15,000 | CAT 6 Data port Upgrade | SMART |
| Broward Estates Elementary School | | | 29,000 | | | 29,000 | Wireless Network Upgrade | SMART |
| Broward Estates Elementary School | | | 50,000 | | | 50,000 | Additional computers to close computer gap | SMART |
| Broward Estates Elementary School | | | 9,000 | | | 9,000 | Technology Infrastructure (Servers, Racks, etc.) Upgrade | SMART |
| Castle Hill Annex | | | 90,000 | | | 90,000 | Single Point of Entry | Other |

Completed Projects as of March 31, 2017

| Location | Program Year 1 2015 | Program Year 2 2016 | Program Year 3 2017 | Program Year 4 2018 | Program Year 5 2019 | Total | Scope | Type |
|---------------------------------|---------------------|---------------------|---------------------|---------------------|---------------------|---------|--|-------|
| Castle Hill Elementary School | | 10,000 | | | | 10,000 | CAT 6 Data port Upgrade | SMART |
| Castle Hill Elementary School | | 35,000 | | | | 35,000 | Wireless Network Upgrade | SMART |
| Castle Hill Elementary School | | 171,000 | | | | 171,000 | Additional computers to close computer gap | SMART |
| Castle Hill Elementary School | | 17,000 | | | | 17,000 | Technology Infrastructure (Servers, Racks, etc.) Upgrade | SMART |
| Central Park Elementary School | | 50,000 | | | | 50,000 | Music Equipment Replacement | SMART |
| Central Park Elementary School | 14,000 | | | | | 14,000 | CAT 6 Data port Upgrade | SMART |
| Central Park Elementary School | 99,000 | | | | | 99,000 | Wireless Network Upgrade | SMART |
| Central Park Elementary School | 139,000 | | | | | 139,000 | Additional computers to close computer gap | SMART |
| Central Park Elementary School | 164,000 | | | | | 164,000 | Technology Infrastructure (Servers, Racks, etc.) Upgrade | SMART |
| Challenger Elementary School | | 15,000 | | | | 15,000 | CAT 6 Data port Upgrade | SMART |
| Challenger Elementary School | | 98,000 | | | | 98,000 | Wireless Network Upgrade | SMART |
| Challenger Elementary School | | 223,000 | | | | 223,000 | Additional computers to close computer gap | SMART |
| Chapel Trail Elementary School | | 28,000 | | | | 28,000 | CAT 6 Data port Upgrade | SMART |
| Chapel Trail Elementary School | | 103,000 | | | | 103,000 | Wireless Network Upgrade | SMART |
| Chapel Trail Elementary School | | 207,000 | | | | 207,000 | Additional computers to close computer gap | SMART |
| Chapel Trail Elementary School | | 108,000 | | | | 108,000 | Technology Infrastructure (Servers, Racks, etc.) Upgrade | SMART |
| Coconut Creek Elementary School | | | 8,000 | | | 8,000 | CAT 6 Data port Upgrade | SMART |
| Coconut Creek Elementary School | | | 76,000 | | | 76,000 | Wireless Network Upgrade | SMART |
| Coconut Creek Elementary School | | | 158,000 | | | 158,000 | Additional computers to close computer gap | SMART |
| Coconut Creek Elementary School | | | 17,000 | | | 17,000 | Technology Infrastructure (Servers, Racks, etc.) Upgrade | SMART |
| Coconut Creek High School | | 35,000 | | | | 35,000 | CAT 6 Data port Upgrade | SMART |
| Coconut Creek High School | | 198,000 | | | | 198,000 | Wireless Network Upgrade | SMART |
| Coconut Creek High School | | 288,000 | | | | 288,000 | Additional computers to close computer gap | SMART |

Completed Projects as of March 31, 2017

| Location | Program Year 1 2015 | Program Year 2 2016 | Program Year 3 2017 | Program Year 4 2018 | Program Year 5 2019 | Total | Scope | Type |
|--------------------------------|---------------------|---------------------|---------------------|---------------------|---------------------|---------|--|-------|
| Coconut Creek High School | | 26,000 | | | | 26,000 | Technology Infrastructure (Servers, Racks, etc.) Upgrade | SMART |
| Coconut Palm Elementary School | 3,000 | | | | | 3,000 | CAT 6 Data port Upgrade | SMART |
| Coconut Palm Elementary School | 53,000 | | | | | 53,000 | Wireless Network Upgrade | SMART |
| Coconut Palm Elementary School | 192,000 | | | | | 192,000 | Additional computers to close computer gap | SMART |
| Coconut Palm Elementary School | 145,000 | | | | | 145,000 | Technology Infrastructure (Servers, Racks, etc.) Upgrade | SMART |
| Colbert Elementary School | | | 50,000 | | | 50,000 | Music Equipment Replacement | SMART |
| Collins Elementary School | | 9,000 | | | | 9,000 | CAT 6 Data port Upgrade | SMART |
| Collins Elementary School | | 43,000 | | | | 43,000 | Wireless Network Upgrade | SMART |
| Collins Elementary School | | 64,000 | | | | 64,000 | Additional computers to close computer gap | SMART |
| Cooper City Elementary School | 18,000 | | | | | 18,000 | CAT 6 Data port Upgrade | SMART |
| Cooper City Elementary School | 47,000 | | | | | 47,000 | Wireless Network Upgrade | SMART |
| Cooper City Elementary School | 132,000 | | | | | 132,000 | Additional computers to close computer gap | SMART |
| Cooper City Elementary School | 136,000 | | | | | 136,000 | Technology Infrastructure (Servers, Racks, etc.) Upgrade | SMART |
| Cooper City High School | | 300,000 | | | | 300,000 | Music Equipment Replacement | SMART |
| Coral Cove Elementary School | | 13,000 | | | | 13,000 | CAT 6 Data port Upgrade | SMART |
| Coral Cove Elementary School | | 74,000 | | | | 74,000 | Wireless Network Upgrade | SMART |
| Coral Cove Elementary School | | 193,000 | | | | 193,000 | Additional computers to close computer gap | SMART |
| Coral Cove Elementary School | | 120,000 | | | | 120,000 | Technology Infrastructure (Servers, Racks, etc.) Upgrade | SMART |
| Coral Glades High School | 15,000 | | | | | 15,000 | CAT 6 Data port Upgrade | SMART |
| Coral Glades High School | 525,000 | | | | | 525,000 | Additional computers to close computer gap | SMART |
| Coral Glades High School | 194,000 | | | | | 194,000 | Technology Infrastructure (Servers, Racks, etc.) Upgrade | SMART |
| Coral Park Elementary School | | | 195,000 | | | 195,000 | Single Point of Entry | Other |
| Coral Park Elementary School | 15,000 | | | | | 15,000 | CAT 6 Data port Upgrade | SMART |

Completed Projects as of March 31, 2017

| Location | Program Year 1 2015 | Program Year 2 2016 | Program Year 3 2017 | Program Year 4 2018 | Program Year 5 2019 | Total | Scope | Type |
|---------------------------------|---------------------------|---------------------------|---------------------------|---------------------------|---------------------------|---------|--|-------|
| Coral Park Elementary School | 73,000 | | | | | 73,000 | Wireless Network Upgrade | SMART |
| Coral Park Elementary School | 116,000 | | | | | 116,000 | Additional computers to close computer gap | SMART |
| Coral Park Elementary School | 152,000 | | | | | 152,000 | Technology Infrastructure (Servers, Racks, etc.) Upgrade | SMART |
| Coral Springs Pre-K - 8 | | 14,000 | | | | 14,000 | CAT 6 Data port Upgrade | SMART |
| Coral Springs Pre-K - 8 | | 38,000 | | | | 38,000 | Wireless Network Upgrade | SMART |
| Coral Springs Pre-K - 8 | | 126,000 | | | | 126,000 | Additional computers to close computer gap | SMART |
| Coral Springs Pre-K - 8 | | 26,000 | | | | 26,000 | Technology Infrastructure (Servers, Racks, etc.) Upgrade | SMART |
| Coral Springs High School | 300,000 | | | | | 300,000 | Music Equipment Replacement | DEFP |
| Coral Springs High School | 51,000 | | | | | 51,000 | CAT 6 Data port Upgrade | SMART |
| Coral Springs High School | | 100,000 | | | | 100,000 | School Choice Enhancement | SMART |
| Coral Springs High School | 505,000 | | | | | 505,000 | Additional computers to close computer gap | SMART |
| Coral Springs High School | 382,000 | | | | | 382,000 | Technology Infrastructure (Servers, Racks, etc.) Upgrade | SMART |
| Coral Springs Middle School | 100,000 | | | | | 100,000 | Music Equipment Replacement | SMART |
| Country Hills Elementary School | 13,000 | | | | | 13,000 | CAT 6 Data port Upgrade | SMART |
| Country Hills Elementary School | 98,000 | | | | | 98,000 | Wireless Network Upgrade | SMART |
| Country Hills Elementary School | 207,000 | | | | | 207,000 | Additional computers to close computer gap | SMART |
| Country Hills Elementary School | 165,000 | | | | | 165,000 | Technology Infrastructure (Servers, Racks, etc.) Upgrade | SMART |
| Country Isles Elementary School | | | 15,000 | | | 15,000 | CAT 6 Data port Upgrade | SMART |
| Country Isles Elementary School | | | 40,000 | | | 40,000 | Wireless Network Upgrade | SMART |
| Country Isles Elementary School | | | 178,000 | | | 178,000 | Additional computers to close computer gap | SMART |
| Country Isles Elementary School | | | 137,000 | | | 137,000 | Technology Infrastructure (Servers, Racks, etc.) Upgrade | SMART |
| Cresthaven Elementary School | 50,000 | | | | | 50,000 | Music Equipment Replacement | SMART |
| Cresthaven Elementary School | | 15,000 | | | | 15,000 | CAT 6 Data port Upgrade | SMART |

Completed Projects as of March 31, 2017

| Location | Program Year 1 2015 | Program Year 2 2016 | Program Year 3 2017 | Program Year 4 2018 | Program Year 5 2019 | Total | Scope | Type |
|----------------------------------|---------------------------|---------------------------|---------------------------|---------------------------|---------------------------|---------|--|-------|
| Cresthaven Elementary School | | 66,000 | | | | 66,000 | Wireless Network Upgrade | SMART |
| Cresthaven Elementary School | | 193,000 | | | | 193,000 | Additional computers to close computer gap | SMART |
| Cresthaven Elementary School | | 22,000 | | | | 22,000 | Technology Infrastructure (Servers, Racks, etc.) Upgrade | SMART |
| Croissant Park Elementary School | | 20,000 | | | | 20,000 | CAT 6 Data port Upgrade | SMART |
| Croissant Park Elementary School | | 78,000 | | | | 78,000 | Wireless Network Upgrade | SMART |
| Croissant Park Elementary School | | 214,000 | | | | 214,000 | Additional computers to close computer gap | SMART |
| Cross Creek School | | 39,000 | | | | 39,000 | Wireless Network Upgrade | SMART |
| Cross Creek School | | 37,000 | | | | 37,000 | Additional computers to close computer gap | SMART |
| Crystal Lake Middle School | 100,000 | | | | | 100,000 | Music Equipment Replacement | DEFP |
| Crystal Lake Middle School | | | 9,000 | | | 9,000 | CAT 6 Data port Upgrade | SMART |
| Crystal Lake Middle School | | | 128,000 | | | 128,000 | Wireless Network Upgrade | SMART |
| Crystal Lake Middle School | | | 175,000 | | | 175,000 | Additional computers to close computer gap | SMART |
| Crystal Lake Middle School | | | 13,000 | | | 13,000 | Technology Infrastructure (Servers, Racks, etc.) Upgrade | SMART |
| Cypress Bay High School | 48,000 | | | | | 48,000 | CAT 6 Data port Upgrade | SMART |
| Cypress Bay High School | 134,000 | | | | | 134,000 | Wireless Network Upgrade | SMART |
| Cypress Bay High School | 970,000 | | | | | 970,000 | Additional computers to close computer gap | SMART |
| Cypress Bay High School | 578,000 | | | | | 578,000 | Technology Infrastructure (Servers, Racks, etc.) Upgrade | SMART |
| Cypress Elementary School | | 12,000 | | | | 12,000 | CAT 6 Data port Upgrade | SMART |
| Cypress Elementary School | | 84,000 | | | | 84,000 | Wireless Network Upgrade | SMART |
| Cypress Elementary School | | 247,000 | | | | 247,000 | Additional computers to close computer gap | SMART |
| Cypress Elementary School | | 61,000 | | | | 61,000 | Technology Infrastructure (Servers, Racks, etc.) Upgrade | SMART |
| Dandy, William Middle School | | 100,000 | | | | 100,000 | Music Equipment Replacement | SMART |
| Dandy, William Middle School | | | 19,000 | | | 19,000 | CAT 6 Data port Upgrade | SMART |

Completed Projects as of March 31, 2017

| Location | Program Year 1 2015 | Program Year 2 2016 | Program Year 3 2017 | Program Year 4 2018 | Program Year 5 2019 | Total | Scope | Type |
|-----------------------------------|---------------------------|---------------------------|---------------------------|---------------------------|---------------------------|---------|--|-------|
| Dandy, William Middle School | | | 104,000 | | | 104,000 | Wireless Network Upgrade | SMART |
| Dandy, William Middle School | | | 85,000 | | | 85,000 | Additional computers to close computer gap | SMART |
| Dandy, William Middle School | | | 9,000 | | | 9,000 | Technology Infrastructure (Servers, Racks, etc.) Upgrade | SMART |
| Dania Elementary School | | 8,000 | | | | 8,000 | CAT 6 Data port Upgrade | SMART |
| Dania Elementary School | | 66,000 | | | | 66,000 | Wireless Network Upgrade | SMART |
| Dania Elementary School | | 135,000 | | | | 135,000 | Additional computers to close computer gap | SMART |
| Dave Thomas Education Center | | | 45,000 | | | 45,000 | Wireless Network Upgrade | SMART |
| Dave Thomas Education Center | | | 62,000 | | | 62,000 | Technology Infrastructure (Servers, Racks, etc.) Upgrade | SMART |
| Dave Thomas Education Center-West | | | 13,000 | | | 13,000 | CAT 6 Data port Upgrade | SMART |
| Dave Thomas Education Center-West | | | 49,000 | | | 49,000 | Wireless Network Upgrade | SMART |
| Davie Elementary School | | 50,000 | | | | 50,000 | Music Equipment Replacement | SMART |
| Davie Elementary School | | 9,000 | | | | 9,000 | CAT 6 Data port Upgrade | SMART |
| Davie Elementary School | | 79,000 | | | | 79,000 | Wireless Network Upgrade | SMART |
| Davie Elementary School | | 202,000 | | | | 202,000 | Additional computers to close computer gap | SMART |
| Deerfield Beach Elementary School | 50,000 | | | | | 50,000 | Music Equipment Replacement | SMART |
| Deerfield Beach Elementary School | | 13,000 | | | | 13,000 | CAT 6 Data port Upgrade | SMART |
| Deerfield Beach Elementary School | | 72,000 | | | | 72,000 | Wireless Network Upgrade | SMART |
| Deerfield Beach Elementary School | | 207,000 | | | | 207,000 | Additional computers to close computer gap | SMART |
| Deerfield Beach High School | 300,000 | | | | | 300,000 | Music Equipment Replacement | DEFP |
| Deerfield Beach High School | | | 43,000 | | | 43,000 | CAT 6 Data port Upgrade | SMART |
| Deerfield Beach High School | | | 195,000 | | | 195,000 | Wireless Network Upgrade | SMART |
| Deerfield Beach High School | | | 492,000 | | | 492,000 | Additional computers to close computer gap | SMART |

Completed Projects as of March 31, 2017

| Location | Program Year 1 2015 | Program Year 2 2016 | Program Year 3 2017 | Program Year 4 2018 | Program Year 5 2019 | Total | Scope | Type |
|---|---------------------------|---------------------------|---------------------------|---------------------------|---------------------------|------------|--|-------|
| Deerfield Beach High School | | | 13,000 | | | 13,000 | Technology Infrastructure (Servers, Racks, etc.) Upgrade | SMART |
| Deerfield Beach Middle School | 100,000 | | | | | 100,000 | Music Equipment Replacement | DEFP |
| Deerfield Beach Middle School | | | 13,000 | | | 13,000 | CAT 6 Data port Upgrade | SMART |
| Deerfield Beach Middle School | | | 56,000 | | | 56,000 | Wireless Network Upgrade | SMART |
| Deerfield Beach Middle School | | | 155,000 | | | 155,000 | Additional computers to close computer gap | SMART |
| Deerfield Park Elementary School | | 15,000 | | | | 15,000 | CAT 6 Data port Upgrade | SMART |
| Deerfield Park Elementary School | | 30,000 | | | | 30,000 | Wireless Network Upgrade | SMART |
| Deerfield Park Elementary School | | 166,000 | | | | 166,000 | Additional computers to close computer gap | SMART |
| Dillard 6-12 School | 300,000 | | | | | 300,000 | Music Equipment Replacement | SMART |
| Dillard 6-12 School | | | 63,000 | | | 63,000 | CAT 6 Data port Upgrade | SMART |
| Dillard 6-12 School | | | 188,000 | | | 188,000 | Wireless Network Upgrade | SMART |
| Dillard 6-12 School | | | 199,000 | | | 199,000 | Additional computers to close computer gap | SMART |
| Dillard Elementary School | | | 14,000 | | | 14,000 | CAT 6 Data port Upgrade | SMART |
| Dillard Elementary School | | | 30,000 | | | 30,000 | Wireless Network Upgrade | SMART |
| Dillard Elementary School | | | 29,000 | | | 29,000 | Additional computers to close computer gap | SMART |
| Discovery Elementary School | | 14,000 | | | | 14,000 | CAT 6 Data port Upgrade | SMART |
| Discovery Elementary School | | 14,000 | | | | 14,000 | Wireless Network Upgrade | SMART |
| Discovery Elementary School | | 281,000 | | | | 281,000 | Additional computers to close computer gap | SMART |
| Discovery Elementary School | | 4,000 | | | | 4,000 | Technology Infrastructure (Servers, Racks, etc.) Upgrade | SMART |
| District Wide Non-Facility Funding | 100,000 | 200,000 | | | | 300,000 | Music Equipment Replacement | SMART |
| District Wide Non-Facility Funding | 12,000,000 | | | | | 12,000,000 | Charter School Technology | SMART |
| District Wide Non-Facility Funding (DoNotInclude) | | | | | | 0 | Music Equipment Replacement & Repairs | DEFP |
| Drew, Charles Elementary School | | 22,000 | | | | 22,000 | Wireless Network Upgrade | SMART |
| Drew, Charles Elementary School | | 121,000 | | | | 121,000 | Additional computers to close computer gap | SMART |

Completed Projects as of March 31, 2017

| Location | Program Year 1 2015 | Program Year 2 2016 | Program Year 3 2017 | Program Year 4 2018 | Program Year 5 2019 | Total | Scope | Type |
|--------------------------------------|---------------------|---------------------|---------------------|---------------------|---------------------|---------|--|-------|
| Drew, Charles Family Resource Center | | | 11,000 | | | 11,000 | CAT 6 Data port Upgrade | SMART |
| Drew, Charles Family Resource Center | | | 26,000 | | | 26,000 | Wireless Network Upgrade | SMART |
| Drew, Charles Family Resource Center | | | 31,000 | | | 31,000 | Technology Infrastructure (Servers, Racks, etc.) Upgrade | SMART |
| Driftwood Elementary School | | | 60,000 | | | 60,000 | Single Point of Entry | Other |
| Driftwood Elementary School | | 4,000 | | | | 4,000 | CAT 6 Data port Upgrade | SMART |
| Driftwood Elementary School | | 70,000 | | | | 70,000 | Wireless Network Upgrade | SMART |
| Driftwood Elementary School | | 121,000 | | | | 121,000 | Additional computers to close computer gap | SMART |
| Driftwood Middle School | 100,000 | | | | | 100,000 | Music Equipment Replacement | SMART |
| Driftwood Middle School | | | 17,000 | | | 17,000 | CAT 6 Data port Upgrade | SMART |
| Driftwood Middle School | | | 144,000 | | | 144,000 | Wireless Network Upgrade | SMART |
| Driftwood Middle School | | | 216,000 | | | 216,000 | Additional computers to close computer gap | SMART |
| Driftwood Middle School | | | 8,000 | | | 8,000 | Technology Infrastructure (Servers, Racks, etc.) Upgrade | SMART |
| Eagle Point Elementary School | 17,000 | | | | | 17,000 | CAT 6 Data port Upgrade | SMART |
| Eagle Point Elementary School | 115,000 | | | | | 115,000 | Wireless Network Upgrade | SMART |
| Eagle Point Elementary School | 218,000 | | | | | 218,000 | Additional computers to close computer gap | SMART |
| Eagle Point Elementary School | 168,000 | | | | | 168,000 | Technology Infrastructure (Servers, Racks, etc.) Upgrade | SMART |
| Eagle Ridge Elementary School | | 30,000 | | | | 30,000 | CAT 6 Data port Upgrade | SMART |
| Eagle Ridge Elementary School | | 45,000 | | | | 45,000 | Wireless Network Upgrade | SMART |
| Eagle Ridge Elementary School | | 150,000 | | | | 150,000 | Additional computers to close computer gap | SMART |
| Eagle Ridge Elementary School | | 37,000 | | | | 37,000 | Technology Infrastructure (Servers, Racks, etc.) Upgrade | SMART |
| Ely, Blanche High School | 300,000 | | | | | 300,000 | Music Equipment Replacement | SMART |
| Ely, Blanche High School | | 53,000 | | | | 53,000 | CAT 6 Data port Upgrade | SMART |
| Ely, Blanche High School | | 88,000 | | | | 88,000 | Wireless Network Upgrade | SMART |

Completed Projects as of March 31, 2017

| Location | Program Year 1 2015 | Program Year 2 2016 | Program Year 3 2017 | Program Year 4 2018 | Program Year 5 2019 | Total | Scope | Type |
|-----------------------------------|---------------------|---------------------|---------------------|---------------------|---------------------|---------|--|-------|
| Ely, Blanche High School | | 435,000 | | | | 435,000 | Additional computers to close computer gap | SMART |
| Ely, Blanche High School | | 11,000 | | | | 11,000 | Technology Infrastructure (Servers, Racks, etc.) Upgrade | SMART |
| Embassy Creek Elementary School | 11,000 | | | | | 11,000 | CAT 6 Data port Upgrade | SMART |
| Embassy Creek Elementary School | 70,000 | | | | | 70,000 | Wireless Network Upgrade | SMART |
| Embassy Creek Elementary School | 292,000 | | | | | 292,000 | Additional computers to close computer gap | SMART |
| Embassy Creek Elementary School | 106,000 | | | | | 106,000 | Technology Infrastructure (Servers, Racks, etc.) Upgrade | SMART |
| Endeavour Primary Learning Center | | | 21,000 | | | 21,000 | Wireless Network Upgrade | SMART |
| Endeavour Primary Learning Center | | | 81,000 | | | 81,000 | Additional computers to close computer gap | SMART |
| Everglades Elementary School | | | 50,000 | | | 50,000 | Music Equipment Replacement | SMART |
| Everglades Elementary School | | 8,000 | | | | 8,000 | CAT 6 Data port Upgrade | SMART |
| Everglades Elementary School | | 45,000 | | | | 45,000 | Wireless Network Upgrade | SMART |
| Everglades Elementary School | | 245,000 | | | | 245,000 | Additional computers to close computer gap | SMART |
| Everglades Elementary School | | 149,000 | | | | 149,000 | Technology Infrastructure (Servers, Racks, etc.) Upgrade | SMART |
| Everglades High School | | | 540,000 | | | 540,000 | Single Point of Entry | Other |
| Everglades High School | | 64,000 | | | | 64,000 | CAT 6 Data port Upgrade | SMART |
| Everglades High School | | 88,000 | | | | 88,000 | Wireless Network Upgrade | SMART |
| Everglades High School | | 567,000 | | | | 567,000 | Additional computers to close computer gap | SMART |
| Everglades High School | | 424,000 | | | | 424,000 | Technology Infrastructure (Servers, Racks, etc.) Upgrade | SMART |
| Fairway Elementary School | | 4,000 | | | | 4,000 | CAT 6 Data port Upgrade | SMART |
| Fairway Elementary School | | 89,000 | | | | 89,000 | Wireless Network Upgrade | SMART |
| Fairway Elementary School | | 138,000 | | | | 138,000 | Additional computers to close computer gap | SMART |
| Flamingo Elementary School | | 16,000 | | | | 16,000 | CAT 6 Data port Upgrade | SMART |
| Flamingo Elementary School | | 72,000 | | | | 72,000 | Wireless Network Upgrade | SMART |

Completed Projects as of March 31, 2017

| Location | Program Year 1 2015 | Program Year 2 2016 | Program Year 3 2017 | Program Year 4 2018 | Program Year 5 2019 | Total | Scope | Type |
|----------------------------------|---------------------------|---------------------------|---------------------------|---------------------------|---------------------------|---------|--|-------|
| Flamingo Elementary School | | 158,000 | | | | 158,000 | Additional computers to close computer gap | SMART |
| Flamingo Elementary School | | 21,000 | | | | 21,000 | Technology Infrastructure (Servers, Racks, etc.) Upgrade | SMART |
| Flanagan, Charles W. High School | 300,000 | | | | | 300,000 | Track Resurfacing | SMART |
| Flanagan, Charles W. High School | 49,000 | | | | | 49,000 | CAT 6 Data port Upgrade | SMART |
| Flanagan, Charles W. High School | 89,000 | | | | | 89,000 | Wireless Network Upgrade | SMART |
| Flanagan, Charles W. High School | 327,000 | | | | | 327,000 | Additional computers to close computer gap | SMART |
| Flanagan, Charles W. High School | 417,000 | | | | | 417,000 | Technology Infrastructure (Servers, Racks, etc.) Upgrade | SMART |
| Floranada Elementary School | | 15,000 | | | | 15,000 | CAT 6 Data port Upgrade | SMART |
| Floranada Elementary School | | 32,000 | | | | 32,000 | Wireless Network Upgrade | SMART |
| Floranada Elementary School | | 228,000 | | | | 228,000 | Additional computers to close computer gap | SMART |
| Floranada Elementary School | | 30,000 | | | | 30,000 | Technology Infrastructure (Servers, Racks, etc.) Upgrade | SMART |
| Forest Glen Middle School | 100,000 | | | | | 100,000 | Music Equipment Replacement | DEFP |
| Fox Trail Elementary School | | | 50,000 | | | 50,000 | Music Equipment Replacement | SMART |
| Fox Trail Elementary School | | 11,000 | | | | 11,000 | CAT 6 Data port Upgrade | SMART |
| Fox Trail Elementary School | | 110,000 | | | | 110,000 | Wireless Network Upgrade | SMART |
| Fox Trail Elementary School | | 284,000 | | | | 284,000 | Additional computers to close computer gap | SMART |
| Fox Trail Elementary School | | 17,000 | | | | 17,000 | Technology Infrastructure (Servers, Racks, etc.) Upgrade | SMART |
| Gator Run Elementary School | | | 50,000 | | | 50,000 | Music Equipment Replacement | SMART |
| Gator Run Elementary School | | 8,000 | | | | 8,000 | CAT 6 Data port Upgrade | SMART |
| Gator Run Elementary School | | 119,000 | | | | 119,000 | Wireless Network Upgrade | SMART |
| Gator Run Elementary School | | 284,000 | | | | 284,000 | Additional computers to close computer gap | SMART |
| Gator Run Elementary School | | 176,000 | | | | 176,000 | Technology Infrastructure (Servers, Racks, etc.) Upgrade | SMART |
| Griffin Elementary School | | 50,000 | | | | 50,000 | Music Equipment Replacement | SMART |

Completed Projects as of March 31, 2017

| Location | Program Year 1 2015 | Program Year 2 2016 | Program Year 3 2017 | Program Year 4 2018 | Program Year 5 2019 | Total | Scope | Type |
|--|---------------------------|---------------------------|---------------------------|---------------------------|---------------------------|---------|--|-------|
| Griffin Elementary School | | 18,000 | | | | 18,000 | CAT 6 Data port Upgrade | SMART |
| Griffin Elementary School | | 62,000 | | | | 62,000 | Wireless Network Upgrade | SMART |
| Griffin Elementary School | | 151,000 | | | | 151,000 | Additional computers to close computer gap | SMART |
| Griffin Elementary School | | 26,000 | | | | 26,000 | Technology Infrastructure (Servers, Racks, etc.) Upgrade | SMART |
| Gulfstream Academy of Hallandale Beach K-8 (Hallandale Adult & Community Center) | 37,000 | | | | | 37,000 | CAT 6 Data port Upgrade | SMART |
| Gulfstream Academy of Hallandale Beach K-8 (Hallandale Adult & Community Center) | 383,000 | | | | | 383,000 | Re-Roof Buildings #13 & 14 | SMART |
| Gulfstream Academy of Hallandale Beach K-8 (Hallandale Adult & Community Center) | 99,000 | | | | | 99,000 | Wireless Network Upgrade | SMART |
| Gulfstream Academy of Hallandale Beach K-8 (Hallandale Adult & Community Center) | 143,000 | | | | | 143,000 | Technology Infrastructure (Servers, Racks, etc.) Upgrade | SMART |
| Gulfstream Academy of Hallandale Beach K-8 (Hallandale Elementary School) | | 4,000 | | | | 4,000 | CAT 6 Data port Upgrade | SMART |
| Gulfstream Academy of Hallandale Beach K-8 (Hallandale Elementary School) | | 78,000 | | | | 78,000 | Wireless Network Upgrade | SMART |
| Gulfstream Academy of Hallandale Beach K-8 (Hallandale Elementary School) | | 204,000 | | | | 204,000 | Additional computers to close computer gap | SMART |
| Gulfstream Academy of Hallandale Beach K-8 (Hallandale Elementary School) | | 139,000 | | | | 139,000 | Technology Infrastructure (Servers, Racks, etc.) Upgrade | SMART |
| Hallandale High School | | | 25,000 | | | 25,000 | CAT 6 Data port Upgrade | SMART |
| Hallandale High School | | | 127,000 | | | 127,000 | Wireless Network Upgrade | SMART |
| Hallandale High School | | | 245,000 | | | 245,000 | Additional computers to close computer gap | SMART |

Completed Projects as of March 31, 2017

| Location | Program Year 1 2015 | Program Year 2 2016 | Program Year 3 2017 | Program Year 4 2018 | Program Year 5 2019 | Total | Scope | Type |
|-------------------------------------|---------------------|---------------------|---------------------|---------------------|---------------------|---------|--|-------|
| Hallandale High School | | | 9,000 | | | 9,000 | Technology Infrastructure (Servers, Racks, etc.) Upgrade | SMART |
| Harbordale Elementary School | 45,000 | | | | | 45,000 | Wireless Network Upgrade | SMART |
| Harbordale Elementary School | 104,000 | | | | | 104,000 | Additional computers to close computer gap | SMART |
| Harbordale Elementary School | 36,000 | | | | | 36,000 | Technology Infrastructure (Servers, Racks, etc.) Upgrade | SMART |
| Hawkes Bluff Elementary School | | | 50,000 | | | 50,000 | Music Equipment Replacement | SMART |
| Hawkes Bluff Elementary School | 22,000 | | | | | 22,000 | CAT 6 Data port Upgrade | SMART |
| Hawkes Bluff Elementary School | 92,000 | | | | | 92,000 | Wireless Network Upgrade | SMART |
| Hawkes Bluff Elementary School | 152,000 | | | | | 152,000 | Additional computers to close computer gap | SMART |
| Hawkes Bluff Elementary School | 127,000 | | | | | 127,000 | Technology Infrastructure (Servers, Racks, etc.) Upgrade | SMART |
| Henry D. Perry Education Center | | | 29,000 | | | 29,000 | CAT 6 Data port Upgrade | SMART |
| Henry D. Perry Education Center | | | 110,000 | | | 110,000 | Wireless Network Upgrade | SMART |
| Henry D. Perry Education Center | | | 64,000 | | | 64,000 | Additional computers to close computer gap | SMART |
| Henry D. Perry Education Center | | | 9,000 | | | 9,000 | Technology Infrastructure (Servers, Racks, etc.) Upgrade | SMART |
| Heron Heights Elementary School | | 6,000 | | | | 6,000 | CAT 6 Data port Upgrade | SMART |
| Heron Heights Elementary School | | 14,000 | | | | 14,000 | Wireless Network Upgrade | SMART |
| Heron Heights Elementary School | | 298,000 | | | | 298,000 | Additional computers to close computer gap | SMART |
| Hollywood Central Elementary School | | | 50,000 | | | 50,000 | Music Equipment Replacement | SMART |
| Hollywood Central Elementary School | | 9,000 | | | | 9,000 | CAT 6 Data port Upgrade | SMART |
| Hollywood Central Elementary School | | 67,000 | | | | 67,000 | Wireless Network Upgrade | SMART |
| Hollywood Central Elementary School | | 119,000 | | | | 119,000 | Additional computers to close computer gap | SMART |
| Hollywood Central Elementary School | | 26,000 | | | | 26,000 | Technology Infrastructure (Servers, Racks, etc.) Upgrade | SMART |
| Hollywood Hills Elementary School | | | 50,000 | | | 50,000 | Music Equipment Replacement | SMART |
| Hollywood Hills Elementary School | | 19,000 | | | | 19,000 | CAT 6 Data port Upgrade | SMART |

Completed Projects as of March 31, 2017

| Location | Program Year 1 2015 | Program Year 2 2016 | Program Year 3 2017 | Program Year 4 2018 | Program Year 5 2019 | Total | Scope | Type |
|--|---------------------------|---------------------------|---------------------------|---------------------------|---------------------------|---------|--|-------|
| Hollywood Hills Elementary School | | 107,000 | | | | 107,000 | Wireless Network Upgrade | SMART |
| Hollywood Hills Elementary School | | 189,000 | | | | 189,000 | Additional computers to close computer gap | SMART |
| Hollywood Park Elementary School | | 50,000 | | | | 50,000 | Music Equipment Replacement | SMART |
| Hollywood Park Elementary School | | 13,000 | | | | 13,000 | CAT 6 Data port Upgrade | SMART |
| Hollywood Park Elementary School | | 59,000 | | | | 59,000 | Wireless Network Upgrade | SMART |
| Hollywood Park Elementary School | | 121,000 | | | | 121,000 | Additional computers to close computer gap | SMART |
| Horizon Elementary School | | | 60,000 | | | 60,000 | Single Point of Entry | Other |
| Horizon Elementary School | | | 50,000 | | | 50,000 | Music Equipment Replacement | SMART |
| Horizon Elementary School | | 5,000 | | | | 5,000 | CAT 6 Data port Upgrade | SMART |
| Horizon Elementary School | | 78,000 | | | | 78,000 | Wireless Network Upgrade | SMART |
| Horizon Elementary School | | 117,000 | | | | 117,000 | Additional computers to close computer gap | SMART |
| Hunt, James S. Elementary School | | 16,000 | | | | 16,000 | CAT 6 Data port Upgrade | SMART |
| Hunt, James S. Elementary School | | 78,000 | | | | 78,000 | Wireless Network Upgrade | SMART |
| Hunt, James S. Elementary School | | 190,000 | | | | 190,000 | Additional computers to close computer gap | SMART |
| Indian Ridge Middle School | | 100,000 | | | | 100,000 | Music Equipment Replacement | SMART |
| Indian Ridge Middle School | | 18,000 | | | | 18,000 | CAT 6 Data port Upgrade | SMART |
| Indian Ridge Middle School | | 100,000 | | | | 100,000 | School Choice Enhancement | SMART |
| Indian Ridge Middle School | | | 245,000 | | | 245,000 | Additional computers to close computer gap | SMART |
| Indian Ridge Middle School | | 327,000 | | | | 327,000 | Technology Infrastructure (Servers, Racks, etc.) Upgrade | SMART |
| Indian Trace Elementary School | | | 50,000 | | | 50,000 | Music Equipment Replacement | SMART |
| King, Martin Luther (Dr. Martin Luther King, Jr. Montessori Academy) | | | 14,000 | | | 14,000 | CAT 6 Data port Upgrade | SMART |
| King, Martin Luther (Dr. Martin Luther King, Jr. Montessori Academy) | 213,000 | | | | | 213,000 | HVAC Improvements | SMART |

Completed Projects as of March 31, 2017

| Location | Program Year 1 2015 | Program Year 2 2016 | Program Year 3 2017 | Program Year 4 2018 | Program Year 5 2019 | Total | Scope | Type |
|---|---------------------------|---------------------------|---------------------------|---------------------------|---------------------------|---------|---|-------|
| King, Martin Luther (Dr. Martin Luther King, Jr. Montessori Academy) | | | 35,000 | | | 35,000 | Wireless Network Upgrade | SMART |
| King, Martin Luther (Dr. Martin Luther King, Jr. Montessori Academy) | | | 43,000 | | | 43,000 | Additional computers to close computer gap | SMART |
| Lake Forest Elementary School | | | 8,000 | | | 8,000 | CAT 6 Data port Upgrade | SMART |
| Lake Forest Elementary School | | | 37,000 | | | 37,000 | Wireless Network Upgrade | SMART |
| Lake Forest Elementary School | | | 169,000 | | | 169,000 | Additional computers to close computer gap | SMART |
| Lake Forest Elementary School | | | 17,000 | | | 17,000 | Technology Infrastructure (Servers, Racks, etc.) Upgrade | SMART |
| Lakeside Elementary School | | 9,000 | | | | 9,000 | CAT 6 Data port Upgrade | SMART |
| Lakeside Elementary School | | 74,000 | | | | 74,000 | Wireless Network Upgrade | SMART |
| Lakeside Elementary School | | 196,000 | | | | 196,000 | Additional computers to close computer gap | SMART |
| Lakeside Elementary School | | 128,000 | | | | 128,000 | Technology Infrastructure (Servers, Racks, etc.) Upgrade | SMART |
| Larkdale Elementary School | | | 12,000 | | | 12,000 | CAT 6 Data port Upgrade | SMART |
| Larkdale Elementary School | | | 28,000 | | | 28,000 | Wireless Network Upgrade | SMART |
| Larkdale Elementary School | | | 19,000 | | | 19,000 | Additional computers to close computer gap | SMART |
| Lauderdale Lakes Middle School | | 100,000 | | | | 100,000 | Music Equipment Replacement | SMART |
| Lauderdale Lakes Middle School | | | 3,000 | | | 3,000 | CAT 6 Data port Upgrade | SMART |
| Lauderdale Lakes Middle School | | | 42,000 | | | 42,000 | Wireless Network Upgrade | SMART |
| Lauderdale Lakes Middle School | | | 112,000 | | | 112,000 | Additional computers to close computer gap | SMART |
| Lauderdale Lakes Middle School | | | 9,000 | | | 9,000 | Technology Infrastructure (Servers, Racks, etc.) Upgrade | SMART |
| Lauderdale Manors Early Learning and Resource Center | | | 11,000 | | | 11,000 | CAT 6 Data port Upgrade | SMART |
| Lauderhill-Paul Turner Elementary School | | | 50,000 | | | 50,000 | Music Equipment Replacement | SMART |
| Lauderhill-Paul Turner Elementary School | | 18,000 | | | | 18,000 | CAT 6 Data port Upgrade | SMART |

Completed Projects as of March 31, 2017

| Location | Program Year 1 2015 | Program Year 2 2016 | Program Year 3 2017 | Program Year 4 2018 | Program Year 5 2019 | Total | Scope | Type |
|--|---------------------|---------------------|---------------------|---------------------|---------------------|---------|--|-------|
| Lauderhill-Paul Turner Elementary School | | 33,000 | | | | 33,000 | Wireless Network Upgrade | SMART |
| Lauderhill-Paul Turner Elementary School | | 165,000 | | | | 165,000 | Additional computers to close computer gap | SMART |
| Liberty Elementary School | | 1,000 | | | | 1,000 | CAT 6 Data port Upgrade | SMART |
| Liberty Elementary School | | 104,000 | | | | 104,000 | Wireless Network Upgrade | SMART |
| Liberty Elementary School | | 262,000 | | | | 262,000 | Additional computers to close computer gap | SMART |
| Liberty Elementary School | | 26,000 | | | | 26,000 | Technology Infrastructure (Servers, Racks, etc.) Upgrade | SMART |
| Lloyd Estates Elementary School | | | 50,000 | | | 50,000 | Music Equipment Replacement | SMART |
| Lloyd Estates Elementary School | | 28,000 | | | | 28,000 | Wireless Network Upgrade | SMART |
| Lloyd Estates Elementary School | | 151,000 | | | | 151,000 | Additional computers to close computer gap | SMART |
| Lyons Creek Middle School | 11,000 | | | | | 11,000 | CAT 6 Data port Upgrade | SMART |
| Lyons Creek Middle School | 225,000 | | | | | 225,000 | Additional computers to close computer gap | SMART |
| Lyons Creek Middle School | 192,000 | | | | | 192,000 | Technology Infrastructure (Servers, Racks, etc.) Upgrade | SMART |
| Manatee Bay Elementary School | | 10,000 | | | | 10,000 | CAT 6 Data port Upgrade | SMART |
| Manatee Bay Elementary School | | 103,000 | | | | 103,000 | Wireless Network Upgrade | SMART |
| Manatee Bay Elementary School | | 304,000 | | | | 304,000 | Additional computers to close computer gap | SMART |
| Manatee Bay Elementary School | | 65,000 | | | | 65,000 | Technology Infrastructure (Servers, Racks, etc.) Upgrade | SMART |
| Maplewood Elementary School | | | 50,000 | | | 50,000 | Music Equipment Replacement | SMART |
| Maplewood Elementary School | 14,000 | | | | | 14,000 | CAT 6 Data port Upgrade | SMART |
| Maplewood Elementary School | 85,000 | | | | | 85,000 | Wireless Network Upgrade | SMART |
| Maplewood Elementary School | 148,000 | | | | | 148,000 | Additional computers to close computer gap | SMART |
| Maplewood Elementary School | 84,000 | | | | | 84,000 | Technology Infrastructure (Servers, Racks, etc.) Upgrade | SMART |
| Margate Elementary School | | 14,000 | | | | 14,000 | CAT 6 Data port Upgrade | SMART |

Completed Projects as of March 31, 2017

| Location | Program Year 1 2015 | Program Year 2 2016 | Program Year 3 2017 | Program Year 4 2018 | Program Year 5 2019 | Total | Scope | Type |
|--|---------------------------|---------------------------|---------------------------|---------------------------|---------------------------|---------|--|-------|
| Margate Elementary School | | 111,000 | | | | 111,000 | Wireless Network Upgrade | SMART |
| Margate Elementary School | | 228,000 | | | | 228,000 | Additional computers to close computer gap | SMART |
| Margate Elementary School | | 34,000 | | | | 34,000 | Technology Infrastructure (Servers, Racks, etc.) Upgrade | SMART |
| Markham, C. Robert Elementary School | | 42,000 | | | | 42,000 | Wireless Network Upgrade | SMART |
| Markham, C. Robert Elementary School | | 155,000 | | | | 155,000 | Additional computers to close computer gap | SMART |
| Markham, C. Robert Elementary School | | 4,000 | | | | 4,000 | Technology Infrastructure (Servers, Racks, etc.) Upgrade | SMART |
| McArthur High School | | | 540,000 | | | 540,000 | Single Point of Entry | Other |
| McArthur High School | | 300,000 | | | | 300,000 | Music Equipment Replacement | SMART |
| McFatter Technical College | 16,000 | | | | | 16,000 | CAT 6 Data port Upgrade | SMART |
| McFatter Technical College | 110,000 | | | | | 110,000 | Wireless Network Upgrade | SMART |
| McFatter Technical College | 362,000 | | | | | 362,000 | Technology Infrastructure (Servers, Racks, etc.) Upgrade | SMART |
| McFatter Technical, Broward Fire Academy | | | 13,000 | | | 13,000 | Technology Infrastructure (Servers, Racks, etc.) Upgrade | SMART |
| McNab Elementary School | 13,000 | | | | | 13,000 | CAT 6 Data port Upgrade | SMART |
| McNab Elementary School | 39,000 | | | | | 39,000 | Wireless Network Upgrade | SMART |
| McNab Elementary School | 124,000 | | | | | 124,000 | Additional computers to close computer gap | SMART |
| McNab Elementary School | 92,000 | | | | | 92,000 | Technology Infrastructure (Servers, Racks, etc.) Upgrade | SMART |
| McNicol Middle School | | | 19,000 | | | 19,000 | CAT 6 Data port Upgrade | SMART |
| McNicol Middle School | | | 46,000 | | | 46,000 | Wireless Network Upgrade | SMART |
| Meadowbrook Elementary School | | 4,000 | | | | 4,000 | CAT 6 Data port Upgrade | SMART |
| Meadowbrook Elementary School | | 36,000 | | | | 36,000 | Wireless Network Upgrade | SMART |
| Meadowbrook Elementary School | | 183,000 | | | | 183,000 | Additional computers to close computer gap | SMART |
| Millennium 6-12 Collegiate Academy | | 124,000 | | | | 124,000 | Wireless Network Upgrade | SMART |
| Millennium 6-12 Collegiate Academy | | 290,000 | | | | 290,000 | Additional computers to close computer gap | SMART |

Completed Projects as of March 31, 2017

| Location | Program Year 1 2015 | Program Year 2 2016 | Program Year 3 2017 | Program Year 4 2018 | Program Year 5 2019 | Total | Scope | Type |
|---|---------------------|---------------------|---------------------|---------------------|---------------------|---------|--|-------|
| Miramar Elementary School | | 12,000 | | | | 12,000 | CAT 6 Data port Upgrade | SMART |
| Miramar Elementary School | | 84,000 | | | | 84,000 | Wireless Network Upgrade | SMART |
| Miramar Elementary School | | 210,000 | | | | 210,000 | Additional computers to close computer gap | SMART |
| Miramar Elementary School | | 17,000 | | | | 17,000 | Technology Infrastructure (Servers, Racks, etc.) Upgrade | SMART |
| Miramar High School | | 31,000 | | | | 31,000 | CAT 6 Data port Upgrade | SMART |
| Miramar High School | | 217,000 | | | | 217,000 | Wireless Network Upgrade | SMART |
| Miramar High School | | 598,000 | | | | 598,000 | Additional computers to close computer gap | SMART |
| Monarch High School | 300,000 | | | | | 300,000 | Music Equipment Replacement | SMART |
| Monarch High School | | 14,000 | | | | 14,000 | CAT 6 Data port Upgrade | SMART |
| Monarch High School | | 596,000 | | | | 596,000 | Additional computers to close computer gap | SMART |
| Monarch High School | | 304,000 | | | | 304,000 | Technology Infrastructure (Servers, Racks, etc.) Upgrade | SMART |
| Morrow Elementary School | | | 60,000 | | | 60,000 | Single Point of Entry | Other |
| New River Middle School | | 100,000 | | | | 100,000 | Music Equipment Replacement | SMART |
| Nob Hill Elementary School | | 13,000 | | | | 13,000 | CAT 6 Data port Upgrade | SMART |
| Nob Hill Elementary School | | 78,000 | | | | 78,000 | Wireless Network Upgrade | SMART |
| Nob Hill Elementary School | | 179,000 | | | | 179,000 | Additional computers to close computer gap | SMART |
| Nob Hill Elementary School | | 34,000 | | | | 34,000 | Technology Infrastructure (Servers, Racks, etc.) Upgrade | SMART |
| Norcrest Elementary School | 13,000 | | | | | 13,000 | CAT 6 Data port Upgrade | SMART |
| Norcrest Elementary School | 91,000 | | | | | 91,000 | Wireless Network Upgrade | SMART |
| Norcrest Elementary School | 217,000 | | | | | 217,000 | Additional computers to close computer gap | SMART |
| Norcrest Elementary School | 114,000 | | | | | 114,000 | Technology Infrastructure (Servers, Racks, etc.) Upgrade | SMART |
| North Andrews Gardens Elementary School | | 20,000 | | | | 20,000 | CAT 6 Data port Upgrade | SMART |
| North Andrews Gardens Elementary School | | 78,000 | | | | 78,000 | Wireless Network Upgrade | SMART |

Completed Projects as of March 31, 2017

| Location | Program Year 1 2015 | Program Year 2 2016 | Program Year 3 2017 | Program Year 4 2018 | Program Year 5 2019 | Total | Scope | Type |
|---|---------------------|---------------------|---------------------|---------------------|---------------------|---------|--|-------|
| North Andrews Gardens Elementary School | | 221,000 | | | | 221,000 | Additional computers to close computer gap | SMART |
| North Fork Elementary School | | | 24,000 | | | 24,000 | CAT 6 Data port Upgrade | SMART |
| North Fork Elementary School | | | 31,000 | | | 31,000 | Wireless Network Upgrade | SMART |
| Northeast High School | 45,000 | | | | | 45,000 | CAT 6 Data port Upgrade | SMART |
| Northeast High School | 419,000 | | | | | 419,000 | Additional computers to close computer gap | SMART |
| Northeast High School | 326,000 | | | | | 326,000 | Technology Infrastructure (Servers, Racks, etc.) Upgrade | SMART |
| Nova Blanche Forman Elementary | | 50,000 | | | | 50,000 | Music Equipment Replacement | SMART |
| Nova Blanche Forman Elementary | | 19,000 | | | | 19,000 | CAT 6 Data port Upgrade | SMART |
| Nova Blanche Forman Elementary | | 32,000 | | | | 32,000 | Wireless Network Upgrade | SMART |
| Nova Blanche Forman Elementary | | 171,000 | | | | 171,000 | Additional computers to close computer gap | SMART |
| Nova Blanche Forman Elementary | | 60,000 | | | | 60,000 | Technology Infrastructure (Servers, Racks, etc.) Upgrade | SMART |
| Nova High School | 33,000 | | | | | 33,000 | CAT 6 Data port Upgrade | SMART |
| Nova High School | 58,000 | | | | | 58,000 | Wireless Network Upgrade | SMART |
| Nova High School | 501,000 | | | | | 501,000 | Additional computers to close computer gap | SMART |
| Nova High School | 270,000 | | | | | 270,000 | Technology Infrastructure (Servers, Racks, etc.) Upgrade | SMART |
| Nova Middle School | 3,000 | | | | | 3,000 | CAT 6 Data port Upgrade | SMART |
| Nova Middle School | 48,000 | | | | | 48,000 | Wireless Network Upgrade | SMART |
| Nova Middle School | 62,000 | | | | | 62,000 | Additional computers to close computer gap | SMART |
| Nova Middle School | 200,000 | | | | | 200,000 | Technology Infrastructure (Servers, Racks, etc.) Upgrade | SMART |
| Oakland Park Elementary School | | 5,000 | | | | 5,000 | CAT 6 Data port Upgrade | SMART |
| Oakland Park Elementary School | | 72,000 | | | | 72,000 | Wireless Network Upgrade | SMART |
| Oakland Park Elementary School | | 148,000 | | | | 148,000 | Additional computers to close computer gap | SMART |
| Oakland Park Elementary School | | 43,000 | | | | 43,000 | Technology Infrastructure (Servers, Racks, etc.) Upgrade | SMART |
| Oakridge Elementary School | | | 50,000 | | | 50,000 | Music Equipment Replacement | SMART |
| Oakridge Elementary School | | 8,000 | | | | 8,000 | CAT 6 Data port Upgrade | SMART |

Completed Projects as of March 31, 2017

| Location | Program Year 1 2015 | Program Year 2 2016 | Program Year 3 2017 | Program Year 4 2018 | Program Year 5 2019 | Total | Scope | Type |
|--------------------------------|---------------------------|---------------------------|---------------------------|---------------------------|---------------------------|---------|--|-------|
| Oakridge Elementary School | | 67,000 | | | | 67,000 | Wireless Network Upgrade | SMART |
| Oakridge Elementary School | | 154,000 | | | | 154,000 | Additional computers to close computer gap | SMART |
| Oakridge Elementary School | | 13,000 | | | | 13,000 | Technology Infrastructure (Servers, Racks, etc.) Upgrade | SMART |
| Olsen Middle School | 100,000 | | | | | 100,000 | Music Equipment Replacement | DEFP |
| Orange Brook Elementary School | | 13,000 | | | | 13,000 | CAT 6 Data port Upgrade | SMART |
| Orange Brook Elementary School | | 34,000 | | | | 34,000 | Wireless Network Upgrade | SMART |
| Orange Brook Elementary School | | 235,000 | | | | 235,000 | Additional computers to close computer gap | SMART |
| Oriole Elementary School | | 8,000 | | | | 8,000 | CAT 6 Data port Upgrade | SMART |
| Oriole Elementary School | | 31,000 | | | | 31,000 | Wireless Network Upgrade | SMART |
| Oriole Elementary School | | 199,000 | | | | 199,000 | Additional computers to close computer gap | SMART |
| Oriole Elementary School | | 4,000 | | | | 4,000 | Technology Infrastructure (Servers, Racks, etc.) Upgrade | SMART |
| Palmview Elementary School | | 1,000 | | | | 1,000 | CAT 6 Data port Upgrade | SMART |
| Palmview Elementary School | | 65,000 | | | | 65,000 | Wireless Network Upgrade | SMART |
| Palmview Elementary School | | 202,000 | | | | 202,000 | Additional computers to close computer gap | SMART |
| Palmview Elementary School | | 9,000 | | | | 9,000 | Technology Infrastructure (Servers, Racks, etc.) Upgrade | SMART |
| Panther Run Elementary School | | 14,000 | | | | 14,000 | CAT 6 Data port Upgrade | SMART |
| Panther Run Elementary School | | 30,000 | | | | 30,000 | Wireless Network Upgrade | SMART |
| Panther Run Elementary School | | 148,000 | | | | 148,000 | Additional computers to close computer gap | SMART |
| Panther Run Elementary School | | 113,000 | | | | 113,000 | Technology Infrastructure (Servers, Racks, etc.) Upgrade | SMART |
| Park Lakes Elementary School | | | 50,000 | | | 50,000 | Music Equipment Replacement | SMART |
| Park Ridge Elementary School | | 6,000 | | | | 6,000 | CAT 6 Data port Upgrade | SMART |
| Park Ridge Elementary School | | 61,000 | | | | 61,000 | Wireless Network Upgrade | SMART |
| Park Ridge Elementary School | | 147,000 | | | | 147,000 | Additional computers to close computer gap | SMART |

Completed Projects as of March 31, 2017

| Location | Program Year 1 2015 | Program Year 2 2016 | Program Year 3 2017 | Program Year 4 2018 | Program Year 5 2019 | Total | Scope | Type |
|----------------------------------|---------------------------|---------------------------|---------------------------|---------------------------|---------------------------|---------|--|-------|
| Park Ridge Elementary School | | 97,000 | | | | 97,000 | Technology Infrastructure (Servers, Racks, etc.) Upgrade | SMART |
| Park Springs Elementary School | | 19,000 | | | | 19,000 | CAT 6 Data port Upgrade | SMART |
| Park Springs Elementary School | | 97,000 | | | | 97,000 | Wireless Network Upgrade | SMART |
| Park Springs Elementary School | | 258,000 | | | | 258,000 | Additional computers to close computer gap | SMART |
| Park Springs Elementary School | | 56,000 | | | | 56,000 | Technology Infrastructure (Servers, Racks, etc.) Upgrade | SMART |
| Park Trails Elementary School | | 15,000 | | | | 15,000 | CAT 6 Data port Upgrade | SMART |
| Park Trails Elementary School | | 127,000 | | | | 127,000 | Wireless Network Upgrade | SMART |
| Park Trails Elementary School | | 349,000 | | | | 349,000 | Additional computers to close computer gap | SMART |
| Park Trails Elementary School | | 23,000 | | | | 23,000 | Technology Infrastructure (Servers, Racks, etc.) Upgrade | SMART |
| Parkside Elementary School | 8,000 | | | | | 8,000 | CAT 6 Data port Upgrade | SMART |
| Parkside Elementary School | 32,000 | | | | | 32,000 | Wireless Network Upgrade | SMART |
| Parkside Elementary School | 128,000 | | | | | 128,000 | Additional computers to close computer gap | SMART |
| Parkside Elementary School | 104,000 | | | | | 104,000 | Technology Infrastructure (Servers, Racks, etc.) Upgrade | SMART |
| Parkway Middle School | 100,000 | | | | | 100,000 | Music Equipment Replacement | DEFP |
| Pembroke Lakes Elementary School | | | 50,000 | | | 50,000 | Music Equipment Replacement | SMART |
| Pembroke Lakes Elementary School | 15,000 | | | | | 15,000 | CAT 6 Data port Upgrade | SMART |
| Pembroke Lakes Elementary School | 69,000 | | | | | 69,000 | Wireless Network Upgrade | SMART |
| Pembroke Lakes Elementary School | 90,000 | | | | | 90,000 | Additional computers to close computer gap | SMART |
| Pembroke Lakes Elementary School | 51,000 | | | | | 51,000 | Technology Infrastructure (Servers, Racks, etc.) Upgrade | SMART |
| Pembroke Pines Elementary School | | 50,000 | | | | 50,000 | Music Equipment Replacement | SMART |
| Pembroke Pines Elementary School | | 13,000 | | | | 13,000 | CAT 6 Data port Upgrade | SMART |
| Pembroke Pines Elementary School | | 62,000 | | | | 62,000 | Wireless Network Upgrade | SMART |
| Pembroke Pines Elementary School | | 109,000 | | | | 109,000 | Additional computers to close computer gap | SMART |

Completed Projects as of March 31, 2017

| Location | Program Year 1 2015 | Program Year 2 2016 | Program Year 3 2017 | Program Year 4 2018 | Program Year 5 2019 | Total | Scope | Type |
|-------------------------------------|---------------------------|---------------------------|---------------------------|---------------------------|---------------------------|---------|--|-------|
| Perry, Annabel C. Elementary School | | 14,000 | | | | 14,000 | CAT 6 Data port Upgrade | SMART |
| Perry, Annabel C. Elementary School | | 93,000 | | | | 93,000 | Wireless Network Upgrade | SMART |
| Perry, Annabel C. Elementary School | | 162,000 | | | | 162,000 | Additional computers to close computer gap | SMART |
| Perry, Annabel C. Elementary School | | 44,000 | | | | 44,000 | Technology Infrastructure (Servers, Racks, etc.) Upgrade | SMART |
| Peters Elementary School | | 12,000 | | | | 12,000 | CAT 6 Data port Upgrade | SMART |
| Peters Elementary School | | 90,000 | | | | 90,000 | Wireless Network Upgrade | SMART |
| Peters Elementary School | | 154,000 | | | | 154,000 | Additional computers to close computer gap | SMART |
| Pines Lakes Elementary School | | 10,000 | | | | 10,000 | CAT 6 Data port Upgrade | SMART |
| Pines Lakes Elementary School | | 71,000 | | | | 71,000 | Wireless Network Upgrade | SMART |
| Pines Lakes Elementary School | | 160,000 | | | | 160,000 | Additional computers to close computer gap | SMART |
| Pines Middle School | | | 100,000 | | | 100,000 | Music Equipment Replacement | SMART |
| Pinewood Elementary School | | 50,000 | | | | 50,000 | Music Equipment Replacement | SMART |
| Pioneer Middle School | | | 70,000 | | | 70,000 | Track Resurfacing | SMART |
| Pioneer Middle School | 100,000 | | | | | 100,000 | Music Equipment Replacement | SMART |
| Pioneer Middle School | 19,000 | | | | | 19,000 | CAT 6 Data port Upgrade | SMART |
| Pioneer Middle School | 263,000 | | | | | 263,000 | Additional computers to close computer gap | SMART |
| Pioneer Middle School | 275,000 | | | | | 275,000 | Technology Infrastructure (Servers, Racks, etc.) Upgrade | SMART |
| Piper High School | | | 300,000 | | | 300,000 | Music Equipment Replacement | SMART |
| Piper High School | 29,000 | | | | | 29,000 | CAT 6 Data port Upgrade | SMART |
| Piper High School | 106,000 | | | | | 106,000 | Wireless Network Upgrade | SMART |
| Piper High School | 460,000 | | | | | 460,000 | Additional computers to close computer gap | SMART |
| Piper High School | 488,000 | | | | | 488,000 | Technology Infrastructure (Servers, Racks, etc.) Upgrade | SMART |
| Plantation High School | | 13,000 | | | | 13,000 | CAT 6 Data port Upgrade | SMART |
| Plantation High School | | 224,000 | | | | 224,000 | Wireless Network Upgrade | SMART |
| Plantation High School | | 503,000 | | | | 503,000 | Additional computers to close computer gap | SMART |
| Plantation High School | | 9,000 | | | | 9,000 | Technology Infrastructure (Servers, Racks, etc.) Upgrade | SMART |

Completed Projects as of March 31, 2017

| Location | Program Year 1 2015 | Program Year 2 2016 | Program Year 3 2017 | Program Year 4 2018 | Program Year 5 2019 | Total | Scope | Type |
|---------------------------------|---------------------------|---------------------------|---------------------------|---------------------------|---------------------------|---------|--|-------|
| Pompano Beach Elementary School | | 12,000 | | | | 12,000 | CAT 6 Data port Upgrade | SMART |
| Pompano Beach Elementary School | | 60,000 | | | | 60,000 | Wireless Network Upgrade | SMART |
| Pompano Beach Elementary School | | 133,000 | | | | 133,000 | Additional computers to close computer gap | SMART |
| Pompano Beach High School | 300,000 | | | | | 300,000 | Music Equipment Replacement | SMART |
| Pompano Beach High School | 22,000 | | | | | 22,000 | CAT 6 Data port Upgrade | SMART |
| Pompano Beach High School | 209,000 | | | | | 209,000 | Additional computers to close computer gap | SMART |
| Pompano Beach High School | 255,000 | | | | | 255,000 | Technology Infrastructure (Servers, Racks, etc.) Upgrade | SMART |
| Pompano Beach Middle School | | | 24,000 | | | 24,000 | CAT 6 Data port Upgrade | SMART |
| Pompano Beach Middle School | 100,000 | | | | | 100,000 | School Choice Enhancement | SMART |
| Pompano Beach Middle School | | | 99,000 | | | 99,000 | Wireless Network Upgrade | SMART |
| Pompano Beach Middle School | | | 170,000 | | | 170,000 | Additional computers to close computer gap | SMART |
| Quiet Waters Elementary School | 15,000 | | | | | 15,000 | CAT 6 Data port Upgrade | SMART |
| Quiet Waters Elementary School | 57,000 | | | | | 57,000 | Wireless Network Upgrade | SMART |
| Quiet Waters Elementary School | 257,000 | | | | | 257,000 | Additional computers to close computer gap | SMART |
| Quiet Waters Elementary School | 153,000 | | | | | 153,000 | Technology Infrastructure (Servers, Racks, etc.) Upgrade | SMART |
| Ramblewood Elementary School | | 16,000 | | | | 16,000 | CAT 6 Data port Upgrade | SMART |
| Ramblewood Elementary School | | 90,000 | | | | 90,000 | Wireless Network Upgrade | SMART |
| Ramblewood Elementary School | | 179,000 | | | | 179,000 | Additional computers to close computer gap | SMART |
| Ramblewood Elementary School | | 17,000 | | | | 17,000 | Technology Infrastructure (Servers, Racks, etc.) Upgrade | SMART |
| Ramblewood Middle School | | | 10,000 | | | 10,000 | CAT 6 Data port Upgrade | SMART |
| Ramblewood Middle School | | | 58,000 | | | 58,000 | Wireless Network Upgrade | SMART |
| Ramblewood Middle School | | | 183,000 | | | 183,000 | Additional computers to close computer gap | SMART |
| Ramblewood Middle School | | | 170,000 | | | 170,000 | Technology Infrastructure (Servers, Racks, etc.) Upgrade | SMART |

Completed Projects as of March 31, 2017

| Location | Program Year 1 2015 | Program Year 2 2016 | Program Year 3 2017 | Program Year 4 2018 | Program Year 5 2019 | Total | Scope | Type |
|-------------------------------------|---------------------------|---------------------------|---------------------------|---------------------------|---------------------------|---------|---|-------|
| Rickards, James S. Middle School | 100,000 | | | | | 100,000 | Music Equipment Replacement | DEFP |
| Riverglades Elementary School | 16,000 | | | | | 16,000 | CAT 6 Data port Upgrade | SMART |
| Riverglades Elementary School | 43,000 | | | | | 43,000 | Wireless Network Upgrade | SMART |
| Riverglades Elementary School | 165,000 | | | | | 165,000 | Additional computers to close computer gap | SMART |
| Riverglades Elementary School | 143,000 | | | | | 143,000 | Technology Infrastructure (Servers, Racks, etc.) Upgrade | SMART |
| Riverland Elementary School | | | 19,000 | | | 19,000 | CAT 6 Data port Upgrade | SMART |
| Riverland Elementary School | | | 25,000 | | | 25,000 | Wireless Network Upgrade | SMART |
| Riverland Elementary School | | | 122,000 | | | 122,000 | Additional computers to close computer gap | SMART |
| Riverside Elementary School | 19,000 | | | | | 19,000 | CAT 6 Data port Upgrade | SMART |
| Riverside Elementary School | 44,000 | | | | | 44,000 | Wireless Network Upgrade | SMART |
| Riverside Elementary School | 124,000 | | | | | 124,000 | Additional computers to close computer gap | SMART |
| Riverside Elementary School | 144,000 | | | | | 144,000 | Technology Infrastructure (Servers, Racks, etc.) Upgrade | SMART |
| Rock Island Elementary School | | | 5,000 | | | 5,000 | CAT 6 Data port Upgrade | SMART |
| Rock Island Elementary School | | | 22,000 | | | 22,000 | Wireless Network Upgrade | SMART |
| Rock Island Elementary School | | | 88,000 | | | 88,000 | Additional computers to close computer gap | SMART |
| Royal Palm Elementary School | | 13,000 | | | | 13,000 | CAT 6 Data port Upgrade | SMART |
| Royal Palm Elementary School | | 91,000 | | | | 91,000 | Wireless Network Upgrade | SMART |
| Royal Palm Elementary School | | 119,000 | | | | 119,000 | Additional computers to close computer gap | SMART |
| Royal Palm Elementary School | | 9,000 | | | | 9,000 | Technology Infrastructure (Servers, Racks, etc.) Upgrade | SMART |
| Sanders Park Elementary School | | | 195,000 | | | 195,000 | Single Point of Entry | Other |
| Sanders Park Elementary School | | | 9,000 | | | 9,000 | CAT 6 Data port Upgrade | SMART |
| Sanders Park Elementary School | | | 31,000 | | | 31,000 | Wireless Network Upgrade | SMART |
| Sanders Park Elementary School | | | 116,000 | | | 116,000 | Additional computers to close computer gap | SMART |

Completed Projects as of March 31, 2017

| Location | Program Year 1 2015 | Program Year 2 2016 | Program Year 3 2017 | Program Year 4 2018 | Program Year 5 2019 | Total | Scope | Type |
|----------------------------------|---------------------|---------------------|---------------------|---------------------|---------------------|---------|--|-------|
| Sandpiper Elementary School | | | 195,000 | | | 195,000 | Single Point of Entry | Other |
| Sandpiper Elementary School | 19,000 | | | | | 19,000 | CAT 6 Data port Upgrade | SMART |
| Sandpiper Elementary School | 39,000 | | | | | 39,000 | Wireless Network Upgrade | SMART |
| Sandpiper Elementary School | 169,000 | | | | | 169,000 | Additional computers to close computer gap | SMART |
| Sandpiper Elementary School | 39,000 | | | | | 39,000 | Technology Infrastructure (Servers, Racks, etc.) Upgrade | SMART |
| Sawgrass Elementary School | | 15,000 | | | | 15,000 | CAT 6 Data port Upgrade | SMART |
| Sawgrass Elementary School | | 101,000 | | | | 101,000 | Wireless Network Upgrade | SMART |
| Sawgrass Elementary School | | 194,000 | | | | 194,000 | Additional computers to close computer gap | SMART |
| Sawgrass Elementary School | | 91,000 | | | | 91,000 | Technology Infrastructure (Servers, Racks, etc.) Upgrade | SMART |
| Sawgrass Springs Middle School | | 100,000 | | | | 100,000 | Music Equipment Replacement | SMART |
| Sawgrass Springs Middle School | | 23,000 | | | | 23,000 | CAT 6 Data port Upgrade | SMART |
| Sawgrass Springs Middle School | | 50,000 | | | | 50,000 | Wireless Network Upgrade | SMART |
| Sawgrass Springs Middle School | | | 188,000 | | | 188,000 | Additional computers to close computer gap | SMART |
| Sawgrass Springs Middle School | | 200,000 | | | | 200,000 | Technology Infrastructure (Servers, Racks, etc.) Upgrade | SMART |
| Sea Castle Elementary School | | | 50,000 | | | 50,000 | Music Equipment Replacement | SMART |
| Seminole Middle School | | | 70,000 | | | 70,000 | Track Resurfacing | SMART |
| Seminole Middle School | 100,000 | | | | | 100,000 | Music Equipment Replacement | SMART |
| Sheridan Hills Elementary School | | 50,000 | | | | 50,000 | Music Equipment Replacement | SMART |
| Sheridan Hills Elementary School | | | 8,000 | | | 8,000 | CAT 6 Data port Upgrade | SMART |
| Sheridan Hills Elementary School | | | 60,000 | | | 60,000 | Wireless Network Upgrade | SMART |
| Sheridan Hills Elementary School | | | 115,000 | | | 115,000 | Additional computers to close computer gap | SMART |
| Sheridan Park Elementary School | | 12,000 | | | | 12,000 | CAT 6 Data port Upgrade | SMART |
| Sheridan Park Elementary School | | 87,000 | | | | 87,000 | Wireless Network Upgrade | SMART |

Completed Projects as of March 31, 2017

| Location | Program Year 1 2015 | Program Year 2 2016 | Program Year 3 2017 | Program Year 4 2018 | Program Year 5 2019 | Total | Scope | Type |
|---------------------------------|---------------------|---------------------|---------------------|---------------------|---------------------|---------|--|-------|
| Sheridan Park Elementary School | | 184,000 | | | | 184,000 | Additional computers to close computer gap | SMART |
| Sheridan Park Elementary School | | 17,000 | | | | 17,000 | Technology Infrastructure (Servers, Racks, etc.) Upgrade | SMART |
| Sheridan Technical Center | 8,000 | | | | | 8,000 | CAT 6 Data port Upgrade | SMART |
| Sheridan Technical Center | 84,000 | | | | | 84,000 | Wireless Network Upgrade | SMART |
| Sheridan Technical Center | 364,000 | | | | | 364,000 | Technology Infrastructure (Servers, Racks, etc.) Upgrade | SMART |
| Sheridan Technical High School | 40,000 | | | | | 40,000 | Wireless Network Upgrade | SMART |
| Silver Lakes Elementary School | 17,000 | | | | | 17,000 | CAT 6 Data port Upgrade | SMART |
| Silver Lakes Elementary School | 78,000 | | | | | 78,000 | Wireless Network Upgrade | SMART |
| Silver Lakes Elementary School | 158,000 | | | | | 158,000 | Additional computers to close computer gap | SMART |
| Silver Lakes Elementary School | 134,000 | | | | | 134,000 | Technology Infrastructure (Servers, Racks, etc.) Upgrade | SMART |
| Silver Lakes Middle School | | | 22,000 | | | 22,000 | CAT 6 Data port Upgrade | SMART |
| Silver Lakes Middle School | | | 45,000 | | | 45,000 | Wireless Network Upgrade | SMART |
| Silver Lakes Middle School | | | 65,000 | | | 65,000 | Additional computers to close computer gap | SMART |
| Silver Lakes Middle School | | | 17,000 | | | 17,000 | Technology Infrastructure (Servers, Racks, etc.) Upgrade | SMART |
| Silver Palms Elementary School | | | 50,000 | | | 50,000 | Music Equipment Replacement | SMART |
| Silver Palms Elementary School | 7,000 | | | | | 7,000 | CAT 6 Data port Upgrade | SMART |
| Silver Palms Elementary School | 47,000 | | | | | 47,000 | Wireless Network Upgrade | SMART |
| Silver Palms Elementary School | 206,000 | | | | | 206,000 | Additional computers to close computer gap | SMART |
| Silver Palms Elementary School | 123,000 | | | | | 123,000 | Technology Infrastructure (Servers, Racks, etc.) Upgrade | SMART |
| Silver Ridge Elementary School | | 16,000 | | | | 16,000 | CAT 6 Data port Upgrade | SMART |
| Silver Ridge Elementary School | | 93,000 | | | | 93,000 | Wireless Network Upgrade | SMART |
| Silver Ridge Elementary School | | 260,000 | | | | 260,000 | Additional computers to close computer gap | SMART |
| Silver Ridge Elementary School | | 95,000 | | | | 95,000 | Technology Infrastructure (Servers, Racks, etc.) Upgrade | SMART |

Completed Projects as of March 31, 2017

| Location | Program Year 1 2015 | Program Year 2 2016 | Program Year 3 2017 | Program Year 4 2018 | Program Year 5 2019 | Total | Scope | Type |
|----------------------------------|---------------------------|---------------------------|---------------------------|---------------------------|---------------------------|---------|--|-------|
| Silver Shores Elementary School | | | 50,000 | | | 50,000 | Music Equipment Replacement | SMART |
| Silver Trail Middle School | 233,000 | | | | | 233,000 | Single Point of Entry | Other |
| Silver Trail Middle School | | 31,000 | | | | 31,000 | CAT 6 Data port Upgrade | SMART |
| Silver Trail Middle School | | 47,000 | | | | 47,000 | Wireless Network Upgrade | SMART |
| Silver Trail Middle School | | 316,000 | | | | 316,000 | Additional computers to close computer gap | SMART |
| Silver Trail Middle School | | 251,000 | | | | 251,000 | Technology Infrastructure (Servers, Racks, etc.) Upgrade | SMART |
| South Plantation High School | 44,000 | | | | | 44,000 | CAT 6 Data port Upgrade | SMART |
| South Plantation High School | 78,000 | | | | | 78,000 | Wireless Network Upgrade | SMART |
| South Plantation High School | 549,000 | | | | | 549,000 | Additional computers to close computer gap | SMART |
| South Plantation High School | 371,000 | | | | | 371,000 | Technology Infrastructure (Servers, Racks, etc.) Upgrade | SMART |
| Stephen Foster Elementary School | | | 18,000 | | | 18,000 | CAT 6 Data port Upgrade | SMART |
| Stephen Foster Elementary School | | | 64,000 | | | 64,000 | Wireless Network Upgrade | SMART |
| Stephen Foster Elementary School | | | 49,000 | | | 49,000 | Additional computers to close computer gap | SMART |
| Stirling Elementary School | | 14,000 | | | | 14,000 | CAT 6 Data port Upgrade | SMART |
| Stirling Elementary School | | 198,000 | | | | 198,000 | Additional computers to close computer gap | SMART |
| Stoneman Douglas High School | 38,000 | | | | | 38,000 | CAT 6 Data port Upgrade | SMART |
| Stoneman Douglas High School | 830,000 | | | | | 830,000 | Additional computers to close computer gap | SMART |
| Stoneman Douglas High School | 441,000 | | | | | 441,000 | Technology Infrastructure (Servers, Racks, etc.) Upgrade | SMART |
| Stranahan High School | 300,000 | | | | | 300,000 | Music Equipment Replacement | DEFP |
| Stranahan High School | | 300,000 | | | | 300,000 | Track Resurfacing | SMART |
| Stranahan High School | | 46,000 | | | | 46,000 | CAT 6 Data port Upgrade | SMART |
| Stranahan High School | | 184,000 | | | | 184,000 | Wireless Network Upgrade | SMART |
| Stranahan High School | | 305,000 | | | | 305,000 | Additional computers to close computer gap | SMART |

Completed Projects as of March 31, 2017

| Location | Program Year 1 2015 | Program Year 2 2016 | Program Year 3 2017 | Program Year 4 2018 | Program Year 5 2019 | Total | Scope | Type |
|--------------------------------|---------------------|---------------------|---------------------|---------------------|---------------------|---------|--|-------|
| Stranahan High School | | 8,000 | | | | 8,000 | Technology Infrastructure (Servers, Racks, etc.) Upgrade | SMART |
| Sunland Park Academy | | | 6,000 | | | 6,000 | CAT 6 Data port Upgrade | SMART |
| Sunland Park Academy | | | 20,000 | | | 20,000 | Wireless Network Upgrade | SMART |
| Sunland Park Academy | | | 29,000 | | | 29,000 | Additional computers to close computer gap | SMART |
| Sunrise Middle School | 100,000 | | | | | 100,000 | Music Equipment Replacement | SMART |
| Sunset Lakes Elementary School | | | 50,000 | | | 50,000 | Music Equipment Replacement | SMART |
| Sunset Lakes Elementary School | | 8,000 | | | | 8,000 | CAT 6 Data port Upgrade | SMART |
| Sunset Lakes Elementary School | | 74,000 | | | | 74,000 | Wireless Network Upgrade | SMART |
| Sunset Lakes Elementary School | | 195,000 | | | | 195,000 | Additional computers to close computer gap | SMART |
| Sunset Lakes Elementary School | | 9,000 | | | | 9,000 | Technology Infrastructure (Servers, Racks, etc.) Upgrade | SMART |
| Sunshine Elementary School | | | 60,000 | | | 60,000 | Single Point of Entry | Other |
| Sunshine Elementary School | | 19,000 | | | | 19,000 | CAT 6 Data port Upgrade | SMART |
| Sunshine Elementary School | | 75,000 | | | | 75,000 | Wireless Network Upgrade | SMART |
| Sunshine Elementary School | | 190,000 | | | | 190,000 | Additional computers to close computer gap | SMART |
| Tamarac Elementary School | | 17,000 | | | | 17,000 | CAT 6 Data port Upgrade | SMART |
| Tamarac Elementary School | | 117,000 | | | | 117,000 | Wireless Network Upgrade | SMART |
| Tamarac Elementary School | | 251,000 | | | | 251,000 | Additional computers to close computer gap | SMART |
| Tamarac Elementary School | | 26,000 | | | | 26,000 | Technology Infrastructure (Servers, Racks, etc.) Upgrade | SMART |
| Taravella, J.P. High School | | | 300,000 | | | 300,000 | Music Equipment Replacement | SMART |
| Taravella, J.P. High School | 20,000 | | | | | 20,000 | CAT 6 Data port Upgrade | SMART |
| Taravella, J.P. High School | 113,000 | | | | | 113,000 | Wireless Network Upgrade | SMART |
| Taravella, J.P. High School | 788,000 | | | | | 788,000 | Additional computers to close computer gap | SMART |
| Taravella, J.P. High School | 429,000 | | | | | 429,000 | Technology Infrastructure (Servers, Racks, etc.) Upgrade | SMART |

Completed Projects as of March 31, 2017

| Location | Program Year 1 2015 | Program Year 2 2016 | Program Year 3 2017 | Program Year 4 2018 | Program Year 5 2019 | Total | Scope | Type |
|-------------------------------------|---------------------------|---------------------------|---------------------------|---------------------------|---------------------------|---------|--|-------|
| Tedder Elementary School | | | 5,000 | | | 5,000 | CAT 6 Data port Upgrade | SMART |
| Tedder Elementary School | | | 50,000 | | | 50,000 | Wireless Network Upgrade | SMART |
| Tedder Elementary School | | | 90,000 | | | 90,000 | Additional computers to close computer gap | SMART |
| Tequesta Trace Middle School | | 100,000 | | | | 100,000 | Music Equipment Replacement | SMART |
| The Quest Center | | | 90,000 | | | 90,000 | Single Point of Entry | Other |
| The Quest Center | | | 54,000 | | | 54,000 | Wireless Network Upgrade | SMART |
| The Quest Center | | | 22,000 | | | 22,000 | Additional computers to close computer gap | SMART |
| Thurgood Marshall Elementary School | | 19,000 | | | | 19,000 | CAT 6 Data port Upgrade | SMART |
| Thurgood Marshall Elementary School | | 30,000 | | | | 30,000 | Wireless Network Upgrade | SMART |
| Thurgood Marshall Elementary School | | 100,000 | | | | 100,000 | Additional computers to close computer gap | SMART |
| Tradewinds Elementary School | | 11,000 | | | | 11,000 | CAT 6 Data port Upgrade | SMART |
| Tradewinds Elementary School | | 95,000 | | | | 95,000 | Wireless Network Upgrade | SMART |
| Tradewinds Elementary School | | 314,000 | | | | 314,000 | Additional computers to close computer gap | SMART |
| Tradewinds Elementary School | | 4,000 | | | | 4,000 | Technology Infrastructure (Servers, Racks, etc.) Upgrade | SMART |
| Tropical Elementary School | | | 50,000 | | | 50,000 | Music Equipment Replacement | SMART |
| Village Elementary School | | 5,000 | | | | 5,000 | CAT 6 Data port Upgrade | SMART |
| Village Elementary School | | 36,000 | | | | 36,000 | Wireless Network Upgrade | SMART |
| Village Elementary School | | 181,000 | | | | 181,000 | Additional computers to close computer gap | SMART |
| Walker Elementary School | | 21,000 | | | | 21,000 | CAT 6 Data port Upgrade | SMART |
| Walker Elementary School | | 43,000 | | | | 43,000 | Wireless Network Upgrade | SMART |
| Walker Elementary School | | 69,000 | | | | 69,000 | Additional computers to close computer gap | SMART |
| Watkins Elementary School | | | 60,000 | | | 60,000 | Single Point of Entry | Other |
| Watkins Elementary School | | 12,000 | | | | 12,000 | CAT 6 Data port Upgrade | SMART |
| Watkins Elementary School | | 34,000 | | | | 34,000 | Wireless Network Upgrade | SMART |

Completed Projects as of March 31, 2017

| Location | Program Year 1 2015 | Program Year 2 2016 | Program Year 3 2017 | Program Year 4 2018 | Program Year 5 2019 | Total | Scope | Type |
|------------------------------------|---------------------|---------------------|---------------------|---------------------|---------------------|---------|--|-------|
| Watkins Elementary School | | 153,000 | | | | 153,000 | Additional computers to close computer gap | SMART |
| Watkins Elementary School | | 9,000 | | | | 9,000 | Technology Infrastructure (Servers, Racks, etc.) Upgrade | SMART |
| Welleby Elementary School | | | 195,000 | | | 195,000 | Single Point of Entry | Other |
| Welleby Elementary School | | 17,000 | | | | 17,000 | CAT 6 Data port Upgrade | SMART |
| Welleby Elementary School | | 86,000 | | | | 86,000 | Wireless Network Upgrade | SMART |
| Welleby Elementary School | | 166,000 | | | | 166,000 | Additional computers to close computer gap | SMART |
| Welleby Elementary School | | 82,000 | | | | 82,000 | Technology Infrastructure (Servers, Racks, etc.) Upgrade | SMART |
| West Broward High School | | 55,000 | | | | 55,000 | CAT 6 Data port Upgrade | SMART |
| West Broward High School | | 28,000 | | | | 28,000 | Wireless Network Upgrade | SMART |
| West Broward High School | | 683,000 | | | | 683,000 | Additional computers to close computer gap | SMART |
| West Hollywood Elementary School | | 50,000 | | | | 50,000 | Music Equipment Replacement | SMART |
| Westchester Elementary School | | | 50,000 | | | 50,000 | Music Equipment Replacement | SMART |
| Westchester Elementary School | | 19,000 | | | | 19,000 | CAT 6 Data port Upgrade | SMART |
| Westchester Elementary School | | 104,000 | | | | 104,000 | Wireless Network Upgrade | SMART |
| Westchester Elementary School | | 205,000 | | | | 205,000 | Additional computers to close computer gap | SMART |
| Westchester Elementary School | | 52,000 | | | | 52,000 | Technology Infrastructure (Servers, Racks, etc.) Upgrade | SMART |
| Western High School | 300,000 | | | | | 300,000 | Track Resurfacing | SMART |
| Western High School | 49,000 | | | | | 49,000 | CAT 6 Data port Upgrade | SMART |
| Western High School | 92,000 | | | | | 92,000 | Wireless Network Upgrade | SMART |
| Western High School | 668,000 | | | | | 668,000 | Additional computers to close computer gap | SMART |
| Western High School | 297,000 | | | | | 297,000 | Technology Infrastructure (Servers, Racks, etc.) Upgrade | SMART |
| Westglades Middle School | | 100,000 | | | | 100,000 | Music Equipment Replacement | SMART |
| Westpine Middle School | | 100,000 | | | | 100,000 | Music Equipment Replacement | SMART |
| Westwood Heights Elementary School | | | 18,000 | | | 18,000 | CAT 6 Data port Upgrade | SMART |

Completed Projects as of March 31, 2017

| Location | Program Year 1 2015 | Program Year 2 2016 | Program Year 3 2017 | Program Year 4 2018 | Program Year 5 2019 | Total | Scope | Type |
|------------------------------------|---------------------------|---------------------------|---------------------------|---------------------------|---------------------------|---------|--|-------|
| Westwood Heights Elementary School | | | 34,000 | | | 34,000 | Wireless Network Upgrade | SMART |
| Westwood Heights Elementary School | | | 82,000 | | | 82,000 | Additional computers to close computer gap | SMART |
| Whiddon-Rogers Education Center | | 50,000 | | | | 50,000 | Music Equipment Replacement | SMART |
| Wilton Manors Elementary School | | 16,000 | | | | 16,000 | CAT 6 Data port Upgrade | SMART |
| Wilton Manors Elementary School | | 24,000 | | | | 24,000 | Wireless Network Upgrade | SMART |
| Wilton Manors Elementary School | | 129,000 | | | | 129,000 | Additional computers to close computer gap | SMART |
| Wingate Oaks Center | | | 61,000 | | | 61,000 | Wireless Network Upgrade | SMART |
| Wingate Oaks Center | | | 11,000 | | | 11,000 | Additional computers to close computer gap | SMART |
| Wingate Oaks Center | | | 103,000 | | | 103,000 | Technology Infrastructure (Servers, Racks, etc.) Upgrade | SMART |
| Winston Park Elementary School | | | 50,000 | | | 50,000 | Music Equipment Replacement | SMART |
| Winston Park Elementary School | | 19,000 | | | | 19,000 | CAT 6 Data port Upgrade | SMART |
| Winston Park Elementary School | | 105,000 | | | | 105,000 | Wireless Network Upgrade | SMART |
| Winston Park Elementary School | | 360,000 | | | | 360,000 | Additional computers to close computer gap | SMART |
| Winston Park Elementary School | | 73,000 | | | | 73,000 | Technology Infrastructure (Servers, Racks, etc.) Upgrade | SMART |
| Young, Walter C. Middle School | 100,000 | | | | | 100,000 | Music Equipment Replacement | SMART |

Completed Projects as of March 31, 2017

| | Program Year 1 2015 | Program Year 2 2016 | Program Year 3 2017 | Program Year 4 2018 | Program Year 5 2019 | Total |
|---------------------|---------------------------|---------------------------|---------------------------|---------------------------|---------------------------|----------------------|
| DEFP | \$ 1,500,000 | \$ | \$ | \$ | \$ | \$ 1,500,000 |
| SMART | 38,434,000 | 34,671,000 | 10,139,000 | | | 83,244,000 |
| Other | 233,000 | | 2,655,000 | | | 2,888,000 |
| Grand Totals | \$40,167,000 | \$34,671,000 | \$12,794,000 | \$ | \$ | \$ 87,632,000 |

[This page intentionally left blank]

Appendix



- Portable Transition Plan -----Appendix A
- Public School Concurrency / Level-of-Service Plan -----Appendix B
- Allocation of Resources & 10 and 20 Year Plan
(CCC Settlement Agreement – Condition #8) -----Appendix C
- Magnet Programs ----- Appendix D
- Innovative Programs -----Appendix E

[This page intentionally left blank]

Portable Transition Plan

Part I: Inspection, Disposition, Demolition

Currently, the Broward School District has a total of 1,810 portables in its inventory. Per feedback received from the Florida Department of Education (FDOE), portables deemed as Fail Standards¹ or Unsatisfactory² can be demolished and cannot be used for instructional purposes. Additionally, the portables should be declared surplus by the School Board of Broward County, Florida (SBBC).

At this time, 76.6% of the portables are designated for instructional use in Elementary, Middle and High Schools, 6.0 % are designated for instructional use in Adult Educational Centers, Technical Colleges and Alternative Centers, 16.8% are designated for administrative use and 0.6% are located in other sites (Juvenile Detention Centers). Of the 1,810 portables in the inventory, 15.5% are currently slated for disposition.

Table 1 - Portable Conditions – Fiscal Year 2017/18

| Facility | Total Portables Remaining in the District's Inventory | Total Portables in Satisfactory Condition | Total Portables in Unsatisfactory Condition ^{(1) - (2)} | Total Portables Slated for Disposition ⁽³⁾ | Total Portables Demolished ⁽⁴⁾ | Total Portables Use Percentage |
|----------------|---|---|--|---|---|--------------------------------|
| Elementary | 497 | 406 | 91 | 91 | 80 | 27.6% |
| Middle | 385 | 294 | 91 | 91 | 79 | 21.2% |
| High | 504 | 405 | 99 | 98 | 73 | 27.8% |
| Centers | 109 | 108 | 1 | 1 | 2 | 6.0% |
| Administration | 304 | 168 | 136 | 0 | 3 | 16.8% |
| Other Sites | 11 | 11 | 0 | 0 | 0 | 0.6% |
| TOTAL | 1,810 | 1,392 | 418 | 281 | 237 | 100% |

Based on the District's annual inspection of portables during Fiscal Year 2016-17, 220 portables were deemed unsatisfactory by FDOE due to the compromising effects on the structural integrity, or excessive physical deterioration. However, of the 220 portables deemed unsatisfactory, Physical Plant Operations (PPO) Department determined that due to logistical challenges, it could only demolish 126 of the portables by the end of Fiscal Year 2016/17, in addition to the remaining balance of 62 portables from Fiscal Year 2015-16. The approach employed by the PPO Department in its demolition of portables is that it selects school groups by geographical location; thus making this approach economically efficient for the demolition process and the efficient utilization of the allocated funds.

The PPO Department is still working to complete the demolition of the 126 portables which the current schedule indicates will be completed by the fall of 2017. Upon demolition of these portables, the data regarding portables in the District's inventory will be updated in the appropriate District databases such as, but not limited to, the District's Planning Tool for School Enrollment and Capacity.

¹Portables were deemed to have failed Standards by the Florida Department of Education (FDOE) because these portables did not meet some of the 17 criteria. Therefore, such portables were not affixed with the required DCA (Department of Community Affairs) insignia by the FDOE.

²Portables deemed unsatisfactory: Are typically due to compromising effects on the structural integrity, or excessive physical deterioration of the portable facility.

³Portables slated for disposition were approved by the School Board at regular School Board meetings on December 9, 2014, May 19, 2015 and September 7, 2016. The total includes portables located at New River Circle Site that will be left in place to be disposed of by a potential buyer of the site when the site is sold as-is once a portable replacement process/design has been completed for Falcon Cove Middle and Cypress Bay High.

⁴Portables demolished from FY 2013-14 through FY 2016-17.

For Fiscal Year 2017/18 the PPO Department has determined that it can demolish 43 of the remaining 94 portables. These portables are a part of the remainder of the 220 units that were deemed unsatisfactory in Fiscal Year 2016/17. Additionally, the Department has conveyed that it can complete the demolition of the portables by June 30, 2018. Thus for Fiscal Year 2017/18 to 2021/22, a total of \$266,600 is being requested to fund the demolition of 43 portables.

Additionally, \$450,000 is being requested from capital funds to move three (3) portables to Westglades Middle School to provide contingency space for instructional purposes when any classroom becomes unavailable for facility-related issue such as loss of air conditioning, water damage, etc., this is an updated cost provided by Program Manager Atkins. Thus, the school will have the opportunity to use space in an appropriate and efficient manner and also to address the student enrollment projected for the 2017/18 school year.

Therefore in Fiscal Year 2017/18 to 2021/22, a total amount of \$716,600 in capital funds is being requested (\$266,600 to fund the demolition of 43 portables and a revised cost of \$450,000 to move the three (3) portables).

On an ongoing basis, District staff will continue to work with school principals to examine and process additional portables that could be deemed as unsatisfactory, be qualified to be declared as surplus, and be subsequently demolished. Upon demolition of these portables, the data regarding portables in the District's inventory will be updated in the appropriate District databases such as, but not limited to, the District's Planning Tool for School Enrollment and Capacity.

Table 2 - List of Portables slate for Disposition/Demolition

| | ¹ Location | Number of Units | ² Estimated Cost |
|---|--|-----------------|-----------------------------|
| 1 | Dandy William Middle | 3 | \$18,600 |
| 2 | Ely Blanche Senior High | 7 | 43,400 |
| 3 | Park Lakes Elementary | 5 | 31,000 |
| 4 | Westpine Middle | 11 | 68,200 |
| 5 | Bethune Mary M. Elementary | 17 | 105,400 |
| | ¹ Subtotal | 43 | \$266,600 |
| | | | |
| 6 | Planned move of 3 portables to Westglades Middle School ³ | | 450,000 |
| | | | |
| | Funds Requested for Portable Demolition Fiscal Year 2017/18 | | 716,600 |
| | | | |
| ¹ Portables slated for disposition approved by the School Board at regular School Board meeting on September 7, 2016 | | | |
| ² Portable cost is based on data provided by the Physical Plant Operations Department, 2/21/2017 | | | |
| ³ New portable move cost is based on data provided by Program Manager Atkins, 5/17/2017 | | | |

Portable Transition Plan

Part II: Construction of Covered Walkways at Identified Schools

The Portable Transition Plan is called for in the State Requirements for Educational Facilities (SREF). The purpose is to identify schools that have useful portables for instructional purposes where a covered walkway could be constructed to fulfill the required Transition Plan.

Criteria for the selection of the schools

1. Identify portables needed for instructional purposes – **(Updated 6/28/2017)**
2. Examination of the five-year student enrollment projections and Level of Service Standard (LOS) – **(Updated 6/28/2017)**
3. Determination of the youngest portables at the school site or those purchased after 1998– **(Completed)**
4. The portables are arranged in a cluster type setting – **(Completed)**

This analysis determined that the schools listed below met the above selection criteria and as such qualify for the construction of covered walkways at the campuses.

Table 3 - List of Schools Slated for Covered Walkways

| | Schools Location | Number of Portables | Estimated Cost ¹ |
|-------------------------------|--|---------------------|-----------------------------|
| Approved in FY 2015/16 | Manatee Bay Elementary | 5 | 240,000 |
| | North Andrew s Garden Elementary | 6 | 210,000 |
| | Total | 11 | 450,000 |
| Approved in FY 2016/17 | Westglades Middle | 13 | 672,000 |
| | Total | 13 | 672,000 |
| Year 1 | Westglades Middle (additional 3 portables) | 3 | 175,000 |
| | Total | 3 | \$175,000 |
| Year 2² | Gator Run Elementary | 16 | |
| Year 3² | Castle Hill Elementary | 12 | |
| Year 4² | Tradew inds Elementary | 8 | |
| Year5² | Deerfield Beach Elementary | 3 | |

¹ Covered Walkway estimated cost provided by the Office of Facilities & Construction as of 2/24/2017 and 5/17/2017.

² Year 2 through Year 5 may change based on annual enrollment projections.

At this point, the Office of Facilities and Construction (OFC) has enabled the construction of the covered walkways at Manatee Bay Elementary school which is slated for completion by the end of the current school Fiscal Year (June 2017). Additionally, the OFC has submitted plans to the Building Department to obtain the permits needed to construct the covered walkways at North Andrews Gardens Elementary, with construction anticipated to start in July 2017. Westglades Middle school was respectively identified in the adopted 2015/16 and 2016/17 DEFP for the construction of covered walkway. Subsequently, the OFC put out a bid for the covered walkway, but all bids received were rejected as they did not meet the Request for Qualifications criteria. The new bid for the covered walkway will include any portable changes that may be approved by the Board for Westglades Middle School.

If approved, the funds needed to construct the covered walkway at Westglades Middle School for the three (3) additional portables is \$175,000; this is in addition to the already approved \$672,000 in the previous DEFP cycle. Thus, the total funds needed for covered walkways in Year 1 of Fiscal Year 2017/18 is \$175,000.

The OFC will commence the construction process for the covered walkways as soon as the requested funding is approved in the 2017/18 DEFP. Thereafter, the OFC will initiate the vendor, and subject building permit process to enable construction of the covered walkways. The goal is to complete the covered walkways by June 30, 2018.

PUBLIC SCHOOL CONCURRENCY

Background

In Florida state law, concurrency means the implementation of a system whereby the provision of public facilities and services that are needed to serve proposed development is available at the time the impact of the development occurs. In Broward County, residential development cannot be approved until a determination from the School District has been issued, which indicates there is sufficient school capacity available to serve the proposed development. This requirement is codified in the Second Amended Interlocal Agreement for Public School Facility Planning (ILA), a contract between the School Board, Broward County, and 27 municipalities which establishes a public school concurrency management system. The purpose of this system is to create a mechanism which provides for the coordination of planning among the school district, county, and municipalities to meet the purposes of concurrency. In compliance with amended School Board Policy 1161 (which delineates the District's public school concurrency management system) and which became effective on January 15, 2008, the District commenced the implementation of public school concurrency on February 1, 2008. Subsequently, the local governments in Broward County adopted public school concurrency into their comprehensive plans.



Comprehensive Plan

For information purposes, a comprehensive plan prescribes the principles, guidelines, and standards for the orderly and balanced future economic, social, physical, environmental, and fiscal development of a jurisdiction (such as a county or municipality). Each comprehensive plan must contain several "elements" that address key issues such as land use, capital improvements, sewer and solid waste, potable water, housing, and intergovernmental coordination. With the implementation of public school concurrency, the county and each municipality within the county – unless exempt – added a public school facilities element to their comprehensive plan, and amended any existing elements that relate to the school facilities element.

Because public school concurrency is implemented district-wide, the public school facilities element must be consistent with those adopted by the other local governments within the county and must be based upon data and analyses that address, among other items, how the Level of Service (LOS) Standard will be achieved and maintained. The LOS Standard for school facilities is the maximum permissible school utilization rates relative to capacity. The element also contains goals which establish the long-term end toward which public school programs and activities are ultimately directed, contains measurable objectives for each goal that mark progress toward the goal, and contains policies for each objective that establish the way programs and activities will be conducted to achieve the goal.

The Role of the Adopted Five-Year District Educational Facilities Plan

Under public school concurrency, the School District must create a five-year capital plan regarding the provision of needed capacity (classroom additions and/or improvements to existing schools, new schools) to meet the adopted LOS Standard. This plan must show where and when capacity additions will be built, and must also show exactly where the money to build the additions will come from.

The LOS Standard was established jointly in the ILA by the School Board, Broward County and 27 Municipalities within the County. In 2008, the initial LOS Standard was 110% permanent Florida Inventory of School Houses (FISH) capacity. For public school concurrency, the LOS Standard refers to the standard at which a public school facility is expected to operate based upon the “capacity of the facility”. For public school facilities, the LOS Standard is expressed as the percentage or ratio of student enrollment to the student capacity of the school. The five-year Capital Improvement Plan (CIP) therefore, must contain enough capacity improvements to achieve and maintain the adopted LOS Standard. In Broward County, the School Board, Broward County and pertinent municipalities have agreed that the Five-Year District Educational Facilities Plan (DEFP) shall serve as the CIP and shall be adopted into the Broward County’s and pertinent municipalities’ comprehensive plans.

In 2010, the ILA was amended (Second Amended ILA) to temporarily change the LOS Standard from 110% of permanent FISH capacity to 100% gross FISH capacity. This amendment allowed the LOS Standard to include the capacity from relocatables until the 2018/19 school year. Commencing in the 2019/20 school year, the LOS Standard reverts back to 110% permanent FISH capacity. In 2014 in compliance with the directive contained in the Second Amended ILA, the Oversight Committee for Implementation of the Second Amended Interlocal Agreement for Public School Facility Planning (“Oversight Committee”) in coordination with the School Board, the County and the Municipalities assessed the viability of reverting back to the 110% permanent FISH capacity LOS and subsequently established a “Hardship School Concept”. A Hardship School is defined as a Concurrency Service Area (CSA) that does not have sufficient available capacity in the DEFP to meet the LOS Standard, and there is insufficient excess permanent capacity available in a single immediately adjacent CSA in the same Planning Area to relieve the LOS Standard deficiency. This Hardship definition provides similar flexibility to the School District in meeting the LOS Standard as the law mandates for a developer proposing residential development in a CSA that does not meet the LOS Standard, and the District must examine adjacent CSAs for available excess capacity and shift the development impact there instead of recommending denial of the project. The concept would allow the LOS Standard at a Hardship School to be increased from 110% of permanent FISH capacity up to 100% of gross capacity (including relocatables) until such time as sufficient permanent capacity is made available at that school to relieve the LOS deficiency. This Concept is designed to avoid a disruptive domino boundary scenario when there are viable relocatable classrooms available on a school campus. Upon approval of the Oversight Committee at their June 6, 2014 meeting, to allow utilization of the hardship school concept, the Concept was incorporated into the Oversight Committee’s Interpretation Document, which addresses ILA anomalies, and into School Board Policy 1161, which was amended in January 2015. In compliance with School Board Policy 1161, the Hardship School criteria contained therein is annually evaluated for each elementary, middle and high school to determine which schools meet the temporary Hardship School definition. Each year, the schools that qualify for Hardship status shall be codified in the LOS Plan of the DEFP. For the 2017/18 to 2021/2022 DEFP, there are no schools that will utilize the Hardship School Concept to meet LOS in the 2019/20 school year (or beyond). Per Section 8.10

(a) of the Second Amended ILA, the School Board may also utilize relocatable classrooms on a temporary basis as an operational solution during the replacement or expansion of school facilities, which is the case for Falcon Cove Middle, Cypress Bay and Charles Flanagan High Schools.

Currently, the Second Amended ILA requires the District to annually transmit the Tentative DEFP to local governments for review to determine consistency of the Tentative Plan with pertinent local government comprehensive plans. Subsequently, the Second Amended ILA requires that each year after formal adoption of the DEFP by the School Board, the District will transmit the Plan to the County and municipalities for adoption and incorporation into their respective comprehensive plans.

Under public school concurrency, a local government may approve a development if adequate public school facilities (contained within the first three (3) years of the DEFP) will be in place or under actual construction within three (3) years after the development receives final approval. Subsequently, if adequate public school facilities are not available, a developer may pay, if accepted by the School Board, the cost of the improvement (proportionate to the demand that the project is generating, otherwise known as proportionate share mitigation) needed to satisfy the demand created by that development. Upon acceptance of the “proportionate share mitigation” by the School Board, the School Board must amend the Five-Year DEFP to incorporate that improvement within the first three (3) years of the Plan, and provide the capacity associated with the improvement within three years after the proposed development receives final approval from the local government.



Long Term Plan

The Second Amended ILA requires the School District to review proposed residential developments regarding changes to future land use comprehensive plans and rezoning applications that may impact public schools, against a long term (ten year) planning horizon. Also, the law requires school districts to create a long term plan to enable such analysis and planning for future needed public facilities (capacity additions or new school). To meet this requirement, the DEFP includes capacity improvements anticipated over the long term planning horizon (10 years).

Level of Service Plan

The LOS Plan is a matrix that contains the data to demonstrate each elementary, middle and high school's ability to meet the adopted LOS Standard during each DEFP period by calculating the projected enrollment divided by the LOS capacity of the facility. As previously stated, the LOS Standard is the maximum permissible school utilization rate relative to capacity. Up until the end of the 2018/19 school year, the LOS Capacity is 100% gross capacity and commencing in the 2019/20 school year, the LOS Capacity will be 110% permanent FISH capacity. The LOS Plan therefore shows the projected enrollment for each of the five years covered by the DEFP divided by the LOS Capacity of each school. It should be noted that adjustments are made to the LOS Capacity of pertinent schools to include capacity from Qualified Relocatables (defined as relocatables that were purchased after 1998 and meet the standards for long-term use) as mandated by Section 163.3180(6)(e), Florida Statutes. To be deemed a financially feasible plan, the DEFP must demonstrate that the LOS Standard can be achieved and maintained at each (bounded) elementary, middle and high school over the five- year period.

Level of Service (LOS) at 110% of Permanent Capacity 2021-22 2017-2018 Elementary School Boundaries

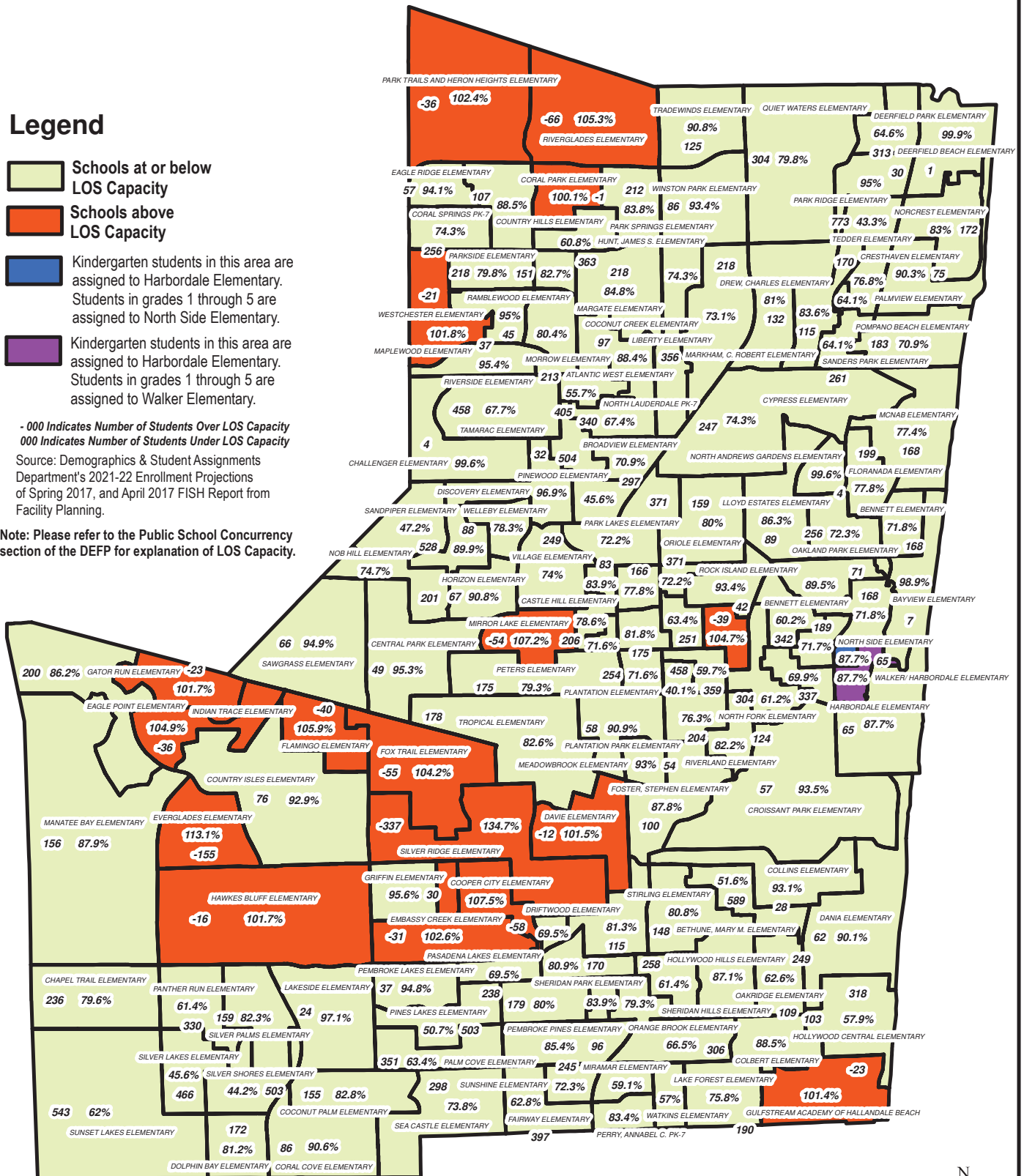
Legend

- Schools at or below LOS Capacity
- Schools above LOS Capacity
- Kindergarten students in this area are assigned to Harbordale Elementary. Students in grades 1 through 5 are assigned to North Side Elementary.
- Kindergarten students in this area are assigned to Harbordale Elementary. Students in grades 1 through 5 are assigned to Walker Elementary.

- 000 Indicates Number of Students Over LOS Capacity
000 Indicates Number of Students Under LOS Capacity

Source: Demographics & Student Assignments Department's 2021-22 Enrollment Projections of Spring 2017, and April 2017 FISH Report from Facility Planning.

Note: Please refer to the Public School Concurrency section of the DEFP for explanation of LOS Capacity.



Prepared by the Facility Planning and Real Estate Department
The School Board of Broward County, Florida



June 8, 2017

Level of Service (LOS) at 110% of Permanent Capacity 2021-22

2017-2018 Middle School Boundaries

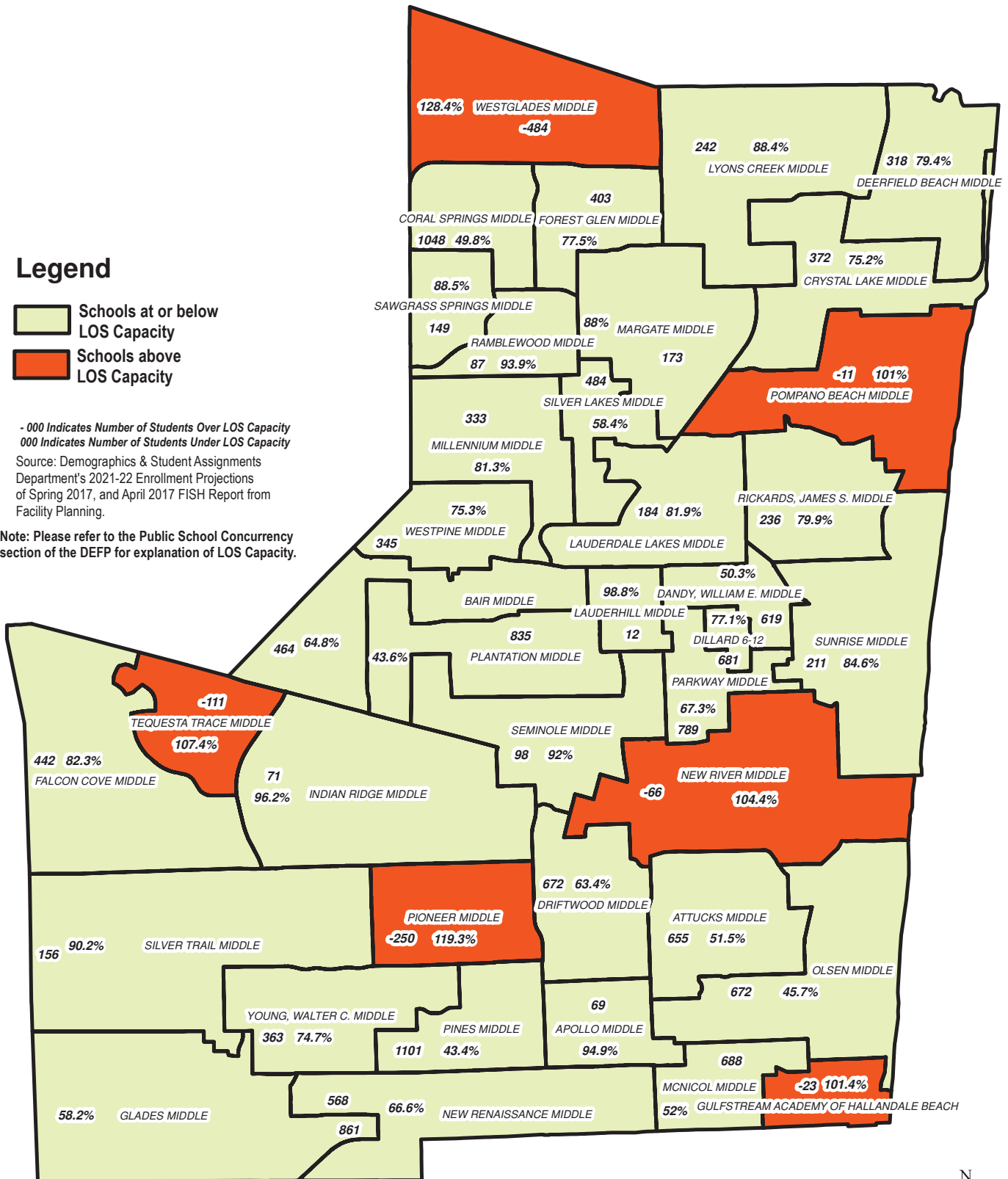
Legend

- Schools at or below LOS Capacity
- Schools above LOS Capacity

- 000 Indicates Number of Students Over LOS Capacity
 000 Indicates Number of Students Under LOS Capacity

Source: Demographics & Student Assignments Department's 2021-22 Enrollment Projections of Spring 2017, and April 2017 FISH Report from Facility Planning.

Note: Please refer to the Public School Concurrency section of the DEFP for explanation of LOS Capacity.



Prepared by the Facility Planning and Real Estate Department
 The School Board of Broward County, Florida



June 8, 2017

Level of Service (LOS) at 110% of Permanent Capacity 2021-22 2017-2018 High School Boundaries

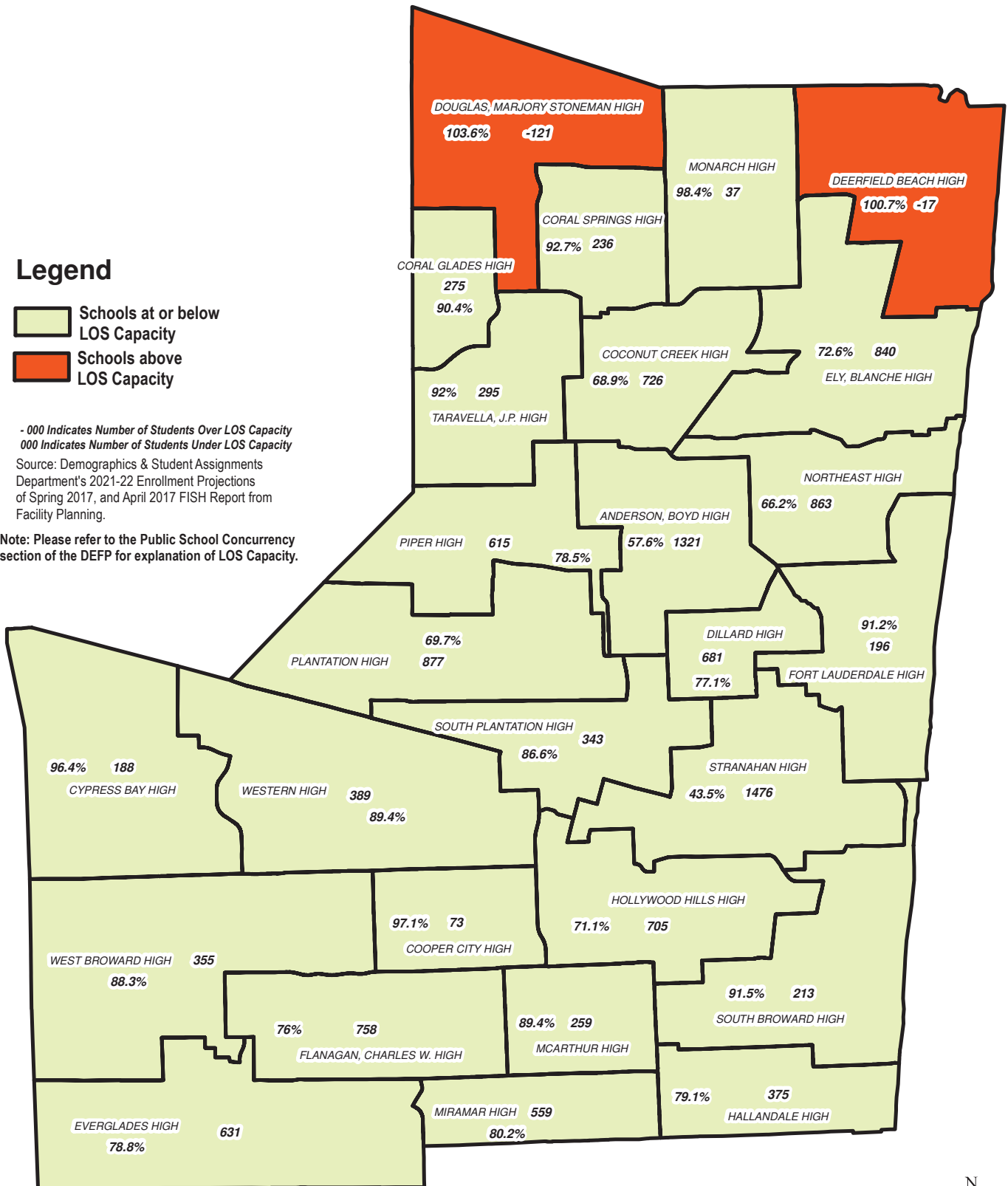
Legend

- Schools at or below LOS Capacity
- Schools above LOS Capacity

- 000 Indicates Number of Students Over LOS Capacity
000 Indicates Number of Students Under LOS Capacity

Source: Demographics & Student Assignments Department's 2021-22 Enrollment Projections of Spring 2017, and April 2017 FISH Report from Facility Planning.

Note: Please refer to the Public School Concurrency section of the DEFP for explanation of LOS Capacity.



Prepared by the Facility Planning and Real Estate Department
The School Board of Broward County, Florida



June 8, 2017



Broward County Public Schools Level of Service Plan for Capital Planning

| Type | Area | School | 16/17 | | | | | 17/18 | | | | | 18/19 | | | | | 19/20 | | | | | 20/21 | | | | | 21/22 | | | | | |
|------|------|---------------------------------|----------|---------------------|--------------------------------|-------------------|--------------------|----------------|--------------------------------|-------------------|--------------------|---|------------|----------------------|--------------------------------|-------------------|--------------------|----------------------|--------------------------------|-------------------|--------------------|----------------------|--------------------------------|-------------------|--------------------|----------------------|--------------------------------|-------------------|--------------------|----------------------|--------------------------------|-------------------|--------------------|
| | | | Capacity | 20th Day Enrollment | Adjusted Capacity (100% Gross) | % of LOS Capacity | LOS Capacity Level | Gross Capacity | Adjusted Capacity (100% Gross) | % of LOS Capacity | LOS Capacity Level | Additional Perm Capacity From New Schools | New School | Projected Enrollment | Adjusted Capacity (100% Gross) | % of LOS Capacity | LOS Capacity Level | Projected Enrollment | Adjusted Capacity (100% Gross) | % of LOS Capacity | LOS Capacity Level | Projected Enrollment | Adjusted Capacity (100% Gross) | % of LOS Capacity | LOS Capacity Level | Projected Enrollment | Adjusted Capacity (100% Gross) | % of LOS Capacity | LOS Capacity Level | Projected Enrollment | Adjusted Capacity (100% Gross) | % of LOS Capacity | LOS Capacity Level |
| 1 | 1 | 2511 ATLANTIC WEST ELEMENTARY | 1,009 | 690 | 1,009 | 1,009 | 68.4% | 1 | 700 | 1,009 | 1,009 | 70.3% | 1 | 719 | 835 | 835 | 86.1% | 1 | 728 | 835 | 835 | 87.2% | 1 | 1,096 | 1,100 | 1,100 | 97.3% | 1 | 738 | 835 | 835 | 88.4% | 1 |
| 1 | 1 | 3771 CHALLENGER ELEMENTARY | 1,000 | 1,021 | 1,000 | 1,000 | 102.1% | 2 | 982 | 1,000 | 1,000 | 101.8% | 2 | 1,018 | 1,000 | 1,000 | 94.9% | 1 | 1,070 | 1,100 | 1,100 | 97.3% | 1 | 1,096 | 1,100 | 1,100 | 99.6% | 1 | 1,096 | 1,100 | 1,100 | 99.6% | 1 |
| 1 | 1 | 1421 COCONUT CREEK ELEMENTARY | 803 | 677 | 803 | 803 | 84.3% | 1 | 675 | 803 | 803 | 81.4% | 1 | 654 | 803 | 803 | 81.4% | 1 | 634 | 811 | 811 | 75.6% | 1 | 613 | 811 | 811 | 73.1% | 1 | 593 | 811 | 811 | 73.1% | 1 |
| 1 | 1 | 3041 CORAL PARK ELEMENTARY | 705 | 710 | 705 | 705 | 100.7% | 2 | 734 | 705 | 705 | 104.1% | 2 | 760 | 705 | 705 | 107.8% | 2 | 767 | 776 | 776 | 101.8% | 2 | 777 | 776 | 776 | 100.1% | 2 | 777 | 776 | 776 | 100.1% | 2 |
| 1 | 1 | 2551 CORAL SPRINGS ELEMENTARY | 943 | 707 | 943 | 943 | 75.0% | 1 | 693 | 943 | 943 | 74.8% | 1 | 705 | 943 | 943 | 74.8% | 1 | 717 | 988 | 988 | 71.8% | 1 | 729 | 988 | 988 | 75.0% | 1 | 742 | 988 | 988 | 74.3% | 1 |
| 1 | 1 | 3111 COUNTRY HILLS ELEMENTARY | 849 | 847 | 849 | 849 | 99.8% | 1 | 842 | 849 | 849 | 98.2% | 1 | 834 | 849 | 849 | 98.2% | 1 | 830 | 934 | 934 | 88.9% | 1 | 839 | 934 | 934 | 89.8% | 1 | 827 | 934 | 934 | 88.5% | 1 |
| 1 | 1 | 6901 CRESTHAVEN ELEMENTARY | 705 | 696 | 705 | 705 | 98.7% | 1 | 702 | 705 | 705 | 97.4% | 1 | 687 | 705 | 705 | 97.4% | 1 | 712 | 776 | 776 | 91.8% | 1 | 706 | 776 | 776 | 91.0% | 1 | 701 | 776 | 776 | 90.3% | 1 |
| 1 | 1 | 1781 CYPRESS ELEMENTARY | 909 | 788 | 909 | 909 | 83.4% | 1 | 807 | 909 | 909 | 88.1% | 1 | 783 | 909 | 909 | 88.1% | 1 | 760 | 960 | 960 | 79.2% | 1 | 736 | 960 | 960 | 76.7% | 1 | 713 | 960 | 960 | 74.3% | 1 |
| 1 | 1 | 0011 DEERFIELD BEACH ELEMENTARY | 665 | 681 | 665 | 665 | 102.4% | 2 | 687 | 665 | 665 | 103.3% | 2 | 683 | 665 | 665 | 102.7% | 2 | 679 | 672 | 672 | 101.0% | 2 | 675 | 672 | 672 | 100.4% | 2 | 671 | 672 | 672 | 99.9% | 1 |
| 1 | 1 | 0391 DEERFIELD PARK ELEMENTARY | 804 | 571 | 804 | 804 | 71.0% | 1 | 596 | 804 | 804 | 73.3% | 1 | 589 | 804 | 804 | 73.3% | 1 | 583 | 884 | 884 | 66.0% | 1 | 577 | 884 | 884 | 65.3% | 1 | 571 | 884 | 884 | 64.6% | 1 |
| 1 | 1 | 3221 DREW ELEMENTARY | 631 | 605 | 631 | 631 | 95.9% | 1 | 592 | 631 | 631 | 93.8% | 1 | 584 | 631 | 631 | 92.6% | 1 | 577 | 694 | 694 | 83.1% | 1 | 570 | 694 | 694 | 82.1% | 1 | 562 | 694 | 694 | 81.0% | 1 |
| 1 | 1 | 3441 EAGLE RIDGE ELEMENTARY | 872 | 842 | 872 | 872 | 96.6% | 1 | 899 | 872 | 872 | 103.1% | 2 | 882 | 872 | 872 | 102.3% | 2 | 887 | 959 | 959 | 92.5% | 1 | 885 | 959 | 959 | 93.3% | 1 | 902 | 959 | 959 | 94.1% | 1 |
| 1 | 1 | 0851 FLORANADA ELEMENTARY | 814 | 717 | 814 | 814 | 88.1% | 1 | 721 | 814 | 814 | 88.6% | 1 | 714 | 814 | 814 | 87.7% | 1 | 708 | 895 | 895 | 79.1% | 1 | 702 | 895 | 895 | 78.4% | 1 | 696 | 895 | 895 | 77.6% | 1 |
| 1 | 1 | 2631 FOREST HILLS ELEMENTARY | 795 | 694 | 795 | 795 | 87.3% | 1 | 719 | 795 | 795 | 90.4% | 1 | 727 | 795 | 795 | 91.4% | 1 | 735 | 875 | 875 | 84.0% | 1 | 720 | 875 | 875 | 82.3% | 1 | 724 | 875 | 875 | 82.7% | 1 |
| 1 | 1 | 3961 HERON HEIGHTS ELEMENTARY | 942 | 1,064 | 942 | 942 | 115.1% | 2 | 1,107 | 1,004 | 1,004 | 110.3% | 2 | 1,064 | 1,004 | 1,004 | 108.0% | 2 | 1,052 | 1,104 | 1,104 | 95.3% | 1 | 1,088 | 1,104 | 1,104 | 99.5% | 1 | 1,146 | 1,104 | 1,104 | 103.6% | 2 |
| 1 | 1 | 1971 HUNT JAMES S. ELEMENTARY | 841 | 669 | 841 | 841 | 79.5% | 1 | 637 | 841 | 841 | 73.7% | 1 | 612 | 841 | 841 | 72.8% | 1 | 594 | 925 | 925 | 64.2% | 1 | 580 | 925 | 925 | 62.7% | 1 | 562 | 925 | 925 | 60.8% | 1 |
| 1 | 1 | 3821 LIBERTY ELEMENTARY | 1,282 | 997 | 1,282 | 1,282 | 77.8% | 1 | 1,015 | 1,282 | 1,282 | 78.2% | 1 | 1,000 | 1,282 | 1,282 | 78.0% | 1 | 1,010 | 1,386 | 1,386 | 72.9% | 1 | 1,025 | 0 | 0 | 70.1% | 2 | 1,030 | 1,386 | 1,386 | 74.3% | 1 |

Data contained within this Level of Service Plan reflects information available at the time of printing.

Level 1 Meets Level of Service * LOS will be met via School Board Policy 5000

Level 2 Does not meet Level of Service

Projected Enrollment as of Spring 2017 Update

FISH as of April 2017

Q LOS Capacity includes qualified relocatable capacity as mandated by S. 103.318(6)(e), Florida Statutes

1 Does not reflect capacity reduction from transference of Modular Classrooms from site to Heron Heights and Park Trails Elementary Schools, approved by the School Board on May 17, 2016

Broward County Public Schools Level of Service Plan for Capital Planning

| Type | Area | School | 16/17 | | | | | 17/18 | | | | | 18/19 | | | | | 19/20 | | | | | 20/21 | | | | | 21/22 | | | | |
|------|------|---------------------------------------|----------------|---------------------|--------------------------------|-------------------|--------------------|----------------------|---------------------------|-------------------|--------------------|-------------------|----------------------|---------------------------|-------------------|--------------------|-------------------|----------------------|---------------------------|-------------------|--------------------|-------------------|----------------------|---------------------------|-------------------|--------------------|-------------------|----------------------|---------------------------|-------------------|--------------------|-------------------|
| | | | Gross Capacity | 20th Day Enrollment | Adjusted Capacity (100% Gross) | % of LOS Capacity | LOS Capacity Level | Projected Enrollment | LOS Capacity (100% Gross) | Adjusted Capacity | Includes Additions | % of LOS Capacity | Projected Enrollment | LOS Capacity (100% Gross) | Adjusted Capacity | Includes Additions | % of LOS Capacity | Projected Enrollment | LOS Capacity (100% Gross) | Adjusted Capacity | Includes Additions | % of LOS Capacity | Projected Enrollment | LOS Capacity (100% Gross) | Adjusted Capacity | Includes Additions | % of LOS Capacity | Projected Enrollment | LOS Capacity (100% Gross) | Adjusted Capacity | Includes Additions | % of LOS Capacity |
| 1 | 1 | 1091 LLOYD ESTATES ELEMENTARY | 691 | 594 | 691 | 86.0% | 1 | 577 | 691 | 691 | 83.5% | 1 | 561 | 691 | 691 | 81.2% | 1 | 567 | 652 | 652 | 87.0% | 1 | 547 | 652 | 652 | 83.9% | 1 | 563 | 652 | 652 | 86.3% | 1 |
| 1 | 1 | 2741 MARLEWOOD ELEMENTARY | 961 | 792 | 961 | 82.4% | 1 | 770 | 961 | 961 | 80.1% | 1 | 765 | 961 | 961 | 81.7% | 1 | 808 | 894 | 894 | 90.4% | 1 | 829 | 894 | 894 | 92.7% | 1 | 849 | 894 | 894 | 95.0% | 1 |
| 1 | 1 | 1161 MARGATE ELEMENTARY | 1,305 | 1,049 | 1,305 | 80.4% | 1 | 1,100 | 1,305 | 1,305 | 84.3% | 1 | 1,130 | 1,305 | 1,305 | 86.6% | 1 | 1,159 | 1,436 | 1,436 | 80.7% | 1 | 1,188 | 1,436 | 1,436 | 82.7% | 1 | 1,218 | 1,436 | 1,436 | 84.8% | 1 |
| 1 | 1 | 1671 MARKHAM ROBERT C. ELEMENTARY | 709 | 609 | 709 | 85.9% | 1 | 596 | 709 | 709 | 84.1% | 1 | 593 | 709 | 709 | 83.6% | 1 | 591 | 701 | 701 | 84.3% | 1 | 588 | 701 | 701 | 83.9% | 1 | 586 | 701 | 701 | 83.8% | 1 |
| 1 | 1 | 0841 MONAB ELEMENTARY | 677 | 592 | 677 | 87.4% | 1 | 603 | 677 | 677 | 89.1% | 1 | 587 | 677 | 677 | 86.7% | 1 | 591 | 745 | 745 | 78.0% | 1 | 571 | 745 | 745 | 76.6% | 1 | 577 | 745 | 745 | 77.4% | 1 |
| 1 | 1 | 2891 MORROW ELEMENTARY | 831 | 481 | 831 | 57.9% | 1 | 524 | 831 | 831 | 63.1% | 1 | 507 | 831 | 831 | 61.0% | 1 | 493 | 914 | 914 | 53.9% | 1 | 502 | 914 | 914 | 54.9% | 1 | 509 | 914 | 914 | 55.7% | 1 |
| 1 | 1 | 0561 MORGEST ELEMENTARY | 921 | 819 | 921 | 88.9% | 1 | 834 | 921 | 921 | 90.6% | 1 | 826 | 921 | 921 | 89.7% | 1 | 842 | 1,013 | 1,013 | 83.1% | 1 | 837 | 1,013 | 1,013 | 82.6% | 1 | 841 | 1,013 | 1,013 | 83.0% | 1 |
| 1 | 1 | 0521 NORTH ANDREWS GARDENS ELEMENTARY | 921 | 913 | 921 | 99.1% | 1 | 903 | 921 | 921 | 98.0% | 1 | 890 | 921 | 921 | 96.6% | 1 | 907 | 921 | 921 | 98.5% | 1 | 912 | 921 | 921 | 99.0% | 1 | 917 | 921 | 921 | 99.6% | 1 |
| 1 | 1 | 2231 NORTH LAUDERDALE ELEMENTARY | 946 | 681 | 946 | 71.8% | 1 | 727 | 946 | 946 | 76.7% | 1 | 690 | 946 | 946 | 72.8% | 1 | 694 | 1,043 | 1,043 | 66.9% | 1 | 699 | 1,043 | 1,043 | 67.0% | 1 | 703 | 1,043 | 1,043 | 67.4% | 1 |
| 1 | 1 | 0031 OAKLAND PARK ELEMENTARY | 840 | 638 | 840 | 76.0% | 1 | 628 | 840 | 840 | 74.8% | 1 | 639 | 840 | 840 | 76.1% | 1 | 651 | 924 | 924 | 70.5% | 1 | 682 | 924 | 924 | 71.6% | 1 | 668 | 924 | 924 | 72.3% | 1 |
| 1 | 1 | 1131 PALMVIEW ELEMENTARY | 711 | 606 | 711 | 85.2% | 1 | 593 | 711 | 711 | 83.4% | 1 | 581 | 711 | 711 | 81.7% | 1 | 569 | 732 | 732 | 77.7% | 1 | 556 | 732 | 732 | 76.0% | 1 | 562 | 732 | 732 | 76.8% | 1 |
| 1 | 1 | 1951 PARK RIDGE ELEMENTARY | 546 | 522 | 546 | 95.6% | 1 | 539 | 546 | 546 | 98.7% | 1 | 547 | 546 | 546 | 100.2% | 2 | 561 | 601 | 601 | 93.3% | 1 | 563 | 601 | 601 | 93.7% | 1 | 571 | 601 | 601 | 95.0% | 1 |
| 1 | 1 | 3171 PARK SPRINGS ELEMENTARY | 1,189 | 981 | 1,189 | 82.5% | 1 | 1,020 | 1,189 | 1,189 | 85.8% | 1 | 1,039 | 1,189 | 1,189 | 87.4% | 1 | 1,058 | 1,308 | 1,308 | 80.9% | 1 | 1,077 | 1,308 | 1,308 | 82.3% | 1 | 1,096 | 1,308 | 1,308 | 83.8% | 1 |
| 1 | 1 | 3781 PARK TRAILS ELEMENTARY | 1,276 | 1,364 | 1,276 | 106.9% | 2 | 1,319 | 1,338 | 1,338 | 98.6% | 1 | 1,471 | 1,338 | 1,338 | 108.9% | 2 | 1,471 | 1,472 | 1,472 | 99.8% | 1 | 1,465 | 1,472 | 1,472 | 98.8% | 1 | 1,508 | 1,472 | 1,472 | 102.4% | 2 * |
| 1 | 1 | 3631 PARKSIDE ELEMENTARY | 1,016 | 818 | 1,016 | 80.5% | 1 | 808 | 1,016 | 1,016 | 79.5% | 1 | 821 | 1,016 | 1,016 | 80.8% | 1 | 834 | 1,078 | 1,078 | 77.4% | 1 | 847 | 1,078 | 1,078 | 78.6% | 1 | 860 | 1,078 | 1,078 | 79.8% | 1 |
| 1 | 1 | 2811 PINEWOOD ELEMENTARY | 1,038 | 521 | 1,038 | 50.2% | 1 | 475 | 1,038 | 1,038 | 45.8% | 1 | 465 | 1,038 | 1,038 | 44.8% | 1 | 444 | 926 | 926 | 47.9% | 1 | 432 | 926 | 926 | 46.7% | 1 | 422 | 926 | 926 | 45.8% | 1 |
| 1 | 1 | 0751 POMPANO BEACH ELEMENTARY | 615 | 507 | 615 | 82.4% | 1 | 482 | 615 | 615 | 78.4% | 1 | 472 | 615 | 615 | 76.7% | 1 | 463 | 628 | 628 | 73.7% | 1 | 454 | 628 | 628 | 72.3% | 1 | 445 | 628 | 628 | 70.9% | 1 |

Data contained within this Level of Service Plan reflects information available at the time of printing.

Level 1 Meets Level of Service

Level 2 Does not meet Level of Service

Projected Enrollment as of Spring 2017 Update

FISH as of April 2017

* LOS will be met via School Board Policy 5000

Q LOS Capacity includes qualified relocatable capacity as mandated by S. 103.318(6)(e), Florida Statutes

1 Does not reflect capacity reduction from transference of Modular Classrooms from site to Heron Heights and Park Trails Elementary Schools, approved by the School Board on May 17, 2016

Broward County Public Schools Level of Service Plan for Capital Planning

| Type | Area | School | 16/17 | | | | | 17/18 | | | | | 18/19 | | | | | 19/20 | | | | | 20/21 | | | | | 21/22 | | | | | |
|------|------|-----------------------------------|----------------|---------------------|--------------------------------|----------------------|-------------------|----------------------|---------------------------|-------------------|--------------------|-------------------|----------------------|---------------------------|-------------------|--------------------|-------------------|----------------------|---------------------------|-------------------|--------------------|-------------------|----------------------|---------------------------|-------------------|--------------------|-------------------|----------------------|---------------------------|-------------------|--------------------|-------------------|-----|
| | | | Gross Capacity | 20th Day Enrollment | Adjusted Capacity (100% Gross) | Adopted LOS Capacity | % of LOS Capacity | Projected Enrollment | LOS Capacity (100% Gross) | Adjusted Capacity | Includes Additions | % of LOS Capacity | Projected Enrollment | LOS Capacity (100% Gross) | Adjusted Capacity | Includes Additions | % of LOS Capacity | Projected Enrollment | LOS Capacity (100% Gross) | Adjusted Capacity | Includes Additions | % of LOS Capacity | Projected Enrollment | LOS Capacity (100% Gross) | Adjusted Capacity | Includes Additions | % of LOS Capacity | Projected Enrollment | LOS Capacity (100% Gross) | Adjusted Capacity | Includes Additions | % of LOS Capacity | |
| 1 | 1 | 3121 QUIET WATERS ELEMENTARY | 1,600 | 1,283 | 1,600 | 1,600 | 80.8% | 1 | 1,303 | 1,600 | 1,600 | 81.4% | 1 | 1,272 | 1,600 | 1,600 | 79.5% | 1 | 1,262 | 1,503 | 1,503 | 84.0% | 1 | 1,230 | 1,503 | 1,503 | 81.8% | 1 | 1,199 | 1,503 | 1,503 | 79.8% | 1 |
| 1 | 1 | 2721 RAMBLEWOOD ELEMENTARY | 1,003 | 826 | 1,003 | 1,003 | 82.4% | 1 | 832 | 1,003 | 1,003 | 83.0% | 1 | 841 | 1,003 | 1,003 | 83.8% | 1 | 851 | 1,084 | 1,084 | 78.5% | 1 | 881 | 1,084 | 1,084 | 79.4% | 1 | 871 | 1,084 | 1,084 | 80.4% | 1 |
| 1 | 1 | 2891 RIVERGLADES ELEMENTARY | 669 | 715 | 669 | 669 | 106.9% | 2 | 951 | 1,127 | 1,127 | 84.4% | 1 | 1,032 | 1,127 | 1,127 | 91.6% | 1 | 1,174 | 1,240 | 1,240 | 94.7% | 1 | 1,253 | 1,240 | 1,240 | 101.0% | 2 | 1,306 | 1,240 | 1,240 | 105.3% | 2 * |
| 1 | 1 | 3031 RIVERSIDE ELEMENTARY | 789 | 758 | 789 | 789 | 86.1% | 1 | 752 | 789 | 789 | 95.3% | 1 | 763 | 789 | 789 | 96.7% | 1 | 763 | 804 | 804 | 94.9% | 1 | 765 | 804 | 804 | 95.1% | 1 | 767 | 804 | 804 | 95.4% | 1 |
| 1 | 1 | 0891 SANDERS PARK ELEMENTARY | 755 | 500 | 755 | 755 | 66.2% | 1 | 497 | 755 | 755 | 65.8% | 1 | 482 | 755 | 755 | 63.8% | 1 | 484 | 727 | 727 | 66.8% | 1 | 473 | 727 | 727 | 65.1% | 1 | 466 | 727 | 727 | 64.1% | 1 |
| 1 | 1 | 2821 TAMARAC ELEMENTARY | 1,290 | 901 | 1,290 | 1,290 | 69.8% | 1 | 919 | 1,290 | 1,290 | 71.2% | 1 | 922 | 1,290 | 1,290 | 71.5% | 1 | 935 | 1,419 | 1,419 | 65.9% | 1 | 948 | 1,419 | 1,419 | 66.8% | 1 | 961 | 1,419 | 1,419 | 67.7% | 1 |
| 1 | 1 | 0571 TEDDER ELEMENTARY | 1,240 | 639 | 1,240 | 1,240 | 51.5% | 1 | 641 | 1,240 | 1,240 | 51.7% | 1 | 628 | 1,240 | 1,240 | 50.6% | 1 | 616 | 1,364 | 1,364 | 45.2% | 1 | 603 | 1,364 | 1,364 | 44.2% | 1 | 591 | 1,364 | 1,364 | 43.3% | 1 |
| 1 | 1 | 3481 TRADEWINDS ELEMENTARY | 1,380 | 1,323 | 1,380 | 1,380 | 95.9% | 1 | 1,296 | 1,380 | 1,380 | 93.9% | 1 | 1,262 | 1,380 | 1,380 | 91.4% | 1 | 1,269 | 1,358 | 1,358 | 93.4% | 1 | 1,257 | 1,358 | 1,358 | 92.6% | 1 | 1,233 | 1,358 | 1,358 | 90.8% | 1 |
| 1 | 1 | 2881 WESTCHESTER ELEMENTARY | 1,166 | 1,188 | 1,166 | 1,166 | 101.9% | 2 | 1,165 | 1,166 | 1,166 | 99.9% | 1 | 1,145 | 1,166 | 1,166 | 98.2% | 1 | 1,157 | 1,142 | 1,142 | 101.3% | 2 * | 1,149 | 1,142 | 1,142 | 100.6% | 2 * | 1,163 | 1,142 | 1,142 | 101.8% | 2 * |
| 1 | 1 | 3091 WINSTON PARK ELEMENTARY | 1,191 | 1,199 | 1,191 | 1,191 | 100.7% | 2 | 1,203 | 1,191 | 1,191 | 101.0% | 2 | 1,208 | 1,191 | 1,191 | 101.4% | 2 | 1,214 | 1,310 | 1,310 | 92.7% | 1 | 1,219 | 1,310 | 1,310 | 93.1% | 1 | 1,224 | 1,310 | 1,310 | 93.4% | 1 |
| 2 | 1 | 2581 CORAL SPRINGS MIDDLE | 1,899 | 1,115 | 1,899 | 1,899 | 58.7% | 1 | 1,055 | 1,899 | 1,899 | 56.6% | 1 | 1,034 | 1,899 | 1,899 | 54.4% | 1 | 1,005 | 2,089 | 2,089 | 48.1% | 1 | 1,032 | 2,089 | 2,089 | 49.4% | 1 | 1,041 | 2,089 | 2,089 | 49.8% | 1 |
| 2 | 1 | 1871 CRYSTALLAKE COMMUNITY MIDDLE | 1,593 | 1,253 | 1,593 | 1,593 | 79.2% | 1 | 1,268 | 1,593 | 1,593 | 80.1% | 1 | 1,234 | 1,593 | 1,593 | 78.0% | 1 | 1,198 | 1,502 | 1,502 | 79.8% | 1 | 1,164 | 1,502 | 1,502 | 77.5% | 1 | 1,130 | 1,502 | 1,502 | 75.2% | 1 |
| 2 | 1 | 0911 DEERFIELD BEACH MIDDLE | 1,482 | 1,175 | 1,482 | 1,482 | 79.3% | 1 | 1,204 | 1,482 | 1,482 | 81.2% | 1 | 1,242 | 1,482 | 1,482 | 83.8% | 1 | 1,247 | 1,543 | 1,543 | 80.8% | 1 | 1,232 | 1,543 | 1,543 | 79.8% | 1 | 1,225 | 1,543 | 1,543 | 79.4% | 1 |
| 2 | 1 | 3051 FOREST GLEN MIDDLE | 1,625 | 1,386 | 1,625 | 1,625 | 84.1% | 1 | 1,406 | 1,625 | 1,625 | 86.5% | 1 | 1,401 | 1,625 | 1,625 | 86.2% | 1 | 1,396 | 1,788 | 1,788 | 78.1% | 1 | 1,390 | 1,788 | 1,788 | 77.7% | 1 | 1,385 | 1,788 | 1,788 | 77.5% | 1 |
| 2 | 1 | 3101 LYONS CREEK MIDDLE | 1,960 | 1,893 | 1,960 | 1,960 | 96.6% | 1 | 1,883 | 1,960 | 1,960 | 96.6% | 1 | 1,847 | 1,960 | 1,960 | 94.2% | 1 | 1,853 | 2,091 | 2,091 | 88.6% | 1 | 1,836 | 2,091 | 2,091 | 87.8% | 1 | 1,849 | 2,091 | 2,091 | 88.4% | 1 |
| 2 | 1 | 0581 MARGATE MIDDLE | 1,328 | 1,252 | 1,328 | 1,328 | 94.3% | 1 | 1,255 | 1,328 | 1,328 | 94.5% | 1 | 1,264 | 1,328 | 1,328 | 95.2% | 1 | 1,275 | 1,439 | 1,439 | 88.8% | 1 | 1,255 | 1,439 | 1,439 | 87.2% | 1 | 1,266 | 1,439 | 1,439 | 88.0% | 1 |
| 2 | 1 | 4772 MILLENNIUM MIDDLE | 1,757 | 1,461 | 1,757 | 1,757 | 83.2% | 1 | 1,480 | 1,757 | 1,757 | 84.2% | 1 | 1,458 | 1,757 | 1,757 | 83.0% | 1 | 1,467 | 1,780 | 1,780 | 82.4% | 1 | 1,450 | 1,780 | 1,780 | 81.5% | 1 | 1,447 | 1,780 | 1,780 | 81.3% | 1 |

Data contained within this Level of Service Plan reflects information available at the time of printing.

Level 1 Meets Level of Service * LOS will be met via School Board Policy 5000

Level 2 Does not meet Level of Service

Projected Enrollment as of Spring 2017 Update

FISH as of April 2017

Q LOS Capacity includes qualified relocatable capacity as mandated by S. 103.318(6)(e), Florida Statutes

1 Does not reflect capacity reduction from transference of Modular Classrooms from site to Heron Heights and Park Trails Elementary Schools, approved by the School Board on May 17, 2016

Broward County Public Schools Level of Service Plan for Capital Planning

| Type | Area | Loc# | School | 16/17 | | | | | 17/18 | | | | | 18/19 | | | | | 19/20 | | | | | 20/21 | | | | | 21/22 | | | | | | |
|------|------|------|---------------------------|----------------|---------------------|--------------------------------|-------------------|--------------------|----------------------|---------------------------|-------------------|-------------------|--------------------|---|------------|----------------------|---------------------------|-------------------|-------------------|--------------------|----------------------|---------------------------|-------------------|-------------------|--------------------|----------------------|---------------------------|-------------------|-------------------|--------------------|----------------------|---------------------------|-------------------|-------------------|--------------------|
| | | | | Gross Capacity | 20th Day Enrollment | Adjusted Capacity (100% Gross) | % of LOS Capacity | LOS Capacity Level | Projected Enrollment | LOS Capacity (100% Gross) | Adjusted Capacity | % of LOS Capacity | LOS Capacity Level | Additional Perm Capacity From New Schools | New School | Projected Enrollment | LOS Capacity (100% Gross) | Adjusted Capacity | % of LOS Capacity | LOS Capacity Level | Projected Enrollment | LOS Capacity (100% Gross) | Adjusted Capacity | % of LOS Capacity | LOS Capacity Level | Projected Enrollment | LOS Capacity (100% Gross) | Adjusted Capacity | % of LOS Capacity | LOS Capacity Level | Projected Enrollment | LOS Capacity (100% Gross) | Adjusted Capacity | % of LOS Capacity | LOS Capacity Level |
| 2 | 1 | 0021 | POMPANO BEACH MIDDLE | 1,227 | 1,054 | 1,227 | 1,227 | 85.9% | 1 | 1,084 | 1,227 | 1,227 | 89.2% | 1 | 1,119 | 1,227 | 1,227 | 91.2% | 1 | 1,154 | 1,132 | 1,132 | 101.9% | 2 | 1,187 | 1,132 | 1,132 | 104.9% | 2 | 1,143 | 1,132 | 1,132 | 101.0% | 2 | * |
| 2 | 1 | 2711 | RAMBLEWOOD MIDDLE | 1,306 | 1,245 | 1,306 | 1,306 | 95.3% | 1 | 1,281 | 1,306 | 1,306 | 98.1% | 1 | 1,325 | 1,306 | 1,306 | 101.5% | 2 | 1,310 | 1,437 | 1,437 | 91.2% | 1 | 1,333 | 1,437 | 1,437 | 92.8% | 1 | 1,350 | 1,437 | 1,437 | 93.9% | 1 | |
| 2 | 1 | 2121 | RICKARDS, JAMES S. MIDDLE | 1,128 | 900 | 1,128 | 1,128 | 79.8% | 1 | 867 | 1,128 | 1,128 | 76.9% | 1 | 875 | 1,128 | 1,128 | 77.6% | 1 | 855 | 1,176 | 1,176 | 72.7% | 1 | 939 | 1,176 | 1,176 | 79.8% | 1 | 940 | 1,176 | 1,176 | 79.8% | 1 | |
| 2 | 1 | 9431 | SAVGRASS SPRINGS MIDDLE | 1,234 | 1,232 | 1,234 | 1,234 | 99.8% | 1 | 1,189 | 1,234 | 1,234 | 97.2% | 1 | 1,210 | 1,234 | 1,234 | 98.1% | 1 | 1,188 | 1,293 | 1,293 | 92.0% | 1 | 1,143 | 1,293 | 1,293 | 88.4% | 1 | 1,144 | 1,293 | 1,293 | 88.5% | 1 | |
| 2 | 1 | 2971 | SILVER LAKES MIDDLE | 1,057 | 687 | 1,057 | 1,057 | 65.0% | 1 | 716 | 1,057 | 1,057 | 67.7% | 1 | 683 | 1,057 | 1,057 | 65.6% | 1 | 670 | 1,163 | 1,163 | 57.6% | 1 | 674 | 1,163 | 1,163 | 58.0% | 1 | 679 | 1,163 | 1,163 | 58.4% | 1 | |
| 2 | 1 | 3871 | WESTGLADES MIDDLE | 1,766 | 1,673 | 1,766 | 1,766 | 94.7% | 1 | 1,768 | 1,766 | 1,766 | 100.1% | 2 | 1,871 | 1,766 | 1,766 | 105.9% | 2 | 1,983 | 1,706 | 1,706 | 116.2% | 2 | 2,077 | 1,706 | 1,706 | 121.7% | 2 | 2,190 | 1,706 | 1,706 | 128.4% | 2 | * |
| 3 | 1 | 1681 | COCONUT CREEK HIGH | 2,884 | 1,454 | 2,884 | 2,884 | 50.4% | 1 | 1,467 | 2,884 | 2,884 | 50.9% | 1 | 1,530 | 2,884 | 2,884 | 53.1% | 1 | 1,567 | 2,338 | 2,338 | 67.0% | 1 | 1,589 | 2,338 | 2,338 | 68.0% | 1 | 1,612 | 2,338 | 2,338 | 68.9% | 1 | |
| 3 | 1 | 3861 | CORAL GLADES HIGH | 2,613 | 2,441 | 2,613 | 2,613 | 93.4% | 1 | 2,496 | 2,613 | 2,613 | 96.5% | 1 | 2,521 | 2,613 | 2,613 | 96.5% | 1 | 2,547 | 2,874 | 2,874 | 88.6% | 1 | 2,573 | 2,874 | 2,874 | 89.5% | 1 | 2,599 | 2,874 | 2,874 | 90.4% | 1 | |
| 3 | 1 | 1151 | CORAL SPRINGS HIGH | 3,244 | 2,934 | 3,244 | 3,244 | 90.4% | 1 | 2,871 | 3,244 | 3,244 | 88.5% | 1 | 2,920 | 3,244 | 3,244 | 90.0% | 1 | 2,939 | 3,229 | 3,229 | 91.9% | 1 | 2,966 | 3,229 | 3,229 | 91.9% | 1 | 2,993 | 3,229 | 3,229 | 92.7% | 1 | |
| 3 | 1 | 1711 | DEERFIELD BEACH HIGH | 2,848 | 2,516 | 2,848 | 2,848 | 88.3% | 1 | 2,506 | 2,848 | 2,848 | 88.0% | 1 | 2,535 | 2,848 | 2,848 | 89.0% | 1 | 2,547 | 2,584 | 2,584 | 98.6% | 1 | 2,568 | 2,584 | 2,584 | 99.4% | 1 | 2,601 | 2,584 | 2,584 | 100.7% | 2 | * |
| 3 | 1 | 0361 | ELY, BLANCHE HIGH | 2,786 | 2,127 | 2,786 | 2,786 | 76.3% | 1 | 2,148 | 2,786 | 2,786 | 77.1% | 1 | 2,167 | 2,786 | 2,786 | 77.8% | 1 | 2,186 | 3,065 | 3,065 | 71.3% | 1 | 2,206 | 3,065 | 3,065 | 72.0% | 1 | 2,225 | 3,065 | 3,065 | 72.8% | 1 | |
| 3 | 1 | 3541 | MONARCH HIGH | 2,360 | 2,362 | 2,360 | 2,360 | 100.1% | 2 | 2,341 | 2,360 | 2,360 | 99.2% | 1 | 2,325 | 2,360 | 2,360 | 98.5% | 1 | 2,302 | 2,334 | 2,334 | 98.6% | 1 | 2,311 | 2,334 | 2,334 | 99.0% | 1 | 2,297 | 2,334 | 2,334 | 98.4% | 1 | |
| 3 | 1 | 1241 | NORTHEAST HIGH | 2,389 | 1,842 | 2,389 | 2,389 | 77.1% | 1 | 1,771 | 2,389 | 2,389 | 74.1% | 1 | 1,739 | 2,389 | 2,389 | 72.8% | 1 | 1,707 | 2,550 | 2,550 | 66.9% | 1 | 1,684 | 2,550 | 2,550 | 66.4% | 1 | 1,687 | 2,550 | 2,550 | 66.2% | 1 | |
| 3 | 1 | 3011 | STONEMAN DOUGLAS HIGH | 3,168 | 3,208 | 3,168 | 3,168 | 101.3% | 2 | 3,261 | 3,168 | 3,168 | 102.9% | 2 | 3,310 | 3,168 | 3,168 | 104.5% | 2 | 3,365 | 3,390 | 3,390 | 99.3% | 1 | 3,450 | 3,390 | 3,390 | 101.8% | 2 | 3,511 | 3,390 | 3,390 | 103.6% | 2 | * |
| 3 | 1 | 2751 | TARAVELLA, J.P. HIGH | 3,761 | 3,204 | 3,761 | 3,761 | 85.2% | 1 | 3,244 | 3,761 | 3,761 | 86.3% | 1 | 3,282 | 3,761 | 3,761 | 87.3% | 1 | 3,321 | 3,693 | 3,693 | 89.9% | 1 | 3,359 | 3,693 | 3,693 | 91.0% | 1 | 3,398 | 3,693 | 3,693 | 92.0% | 1 | |
| 1 | 2 | 2001 | BANYAN ELEMENTARY | 831 | 663 | 831 | 831 | 79.8% | 1 | 0 | 687 | 831 | 82.7% | 1 | 676 | 831 | 831 | 81.3% | 1 | 665 | 822 | 822 | 80.3% | 1 | 655 | 822 | 822 | 79.7% | 1 | 644 | 822 | 822 | 78.3% | 1 | |
| 1 | 2 | 0641 | BAYVIEW ELEMENTARY | 572 | 565 | 572 | 572 | 102.3% | 2 | 582 | 572 | 572 | 103.5% | 2 | 582 | 572 | 572 | 101.7% | 2 | 594 | 629 | 629 | 94.4% | 1 | 612 | 629 | 629 | 97.3% | 1 | 622 | 629 | 629 | 98.9% | 1 | |

Data contained within this Level of Service Plan reflects information available at the time of printing.

Level 1 Meets Level of Service

Level 2 Does not meet Level of Service

Projected Enrollment as of Spring 2017 Update

FISH as of April 2017

* LOS will be met via School Board Policy 5000

Q LOS Capacity includes qualified relocatable capacity as mandated by S. 163.318(6)(e), Florida Statutes

1 Does not reflect capacity reduction from transference of Modular Classrooms from site to Heron Heights and Park Trails Elementary Schools, approved by the School Board on May 17, 2016

Broward County Public Schools Level of Service Plan for Capital Planning

| Type | Area | School | 16/17 | | | | | 17/18 | | | | | 18/19 | | | | | 19/20 | | | | | 20/21 | | | | | 21/22 | | | | | | | |
|------|------|-------------------------------------|----------------|---------------------|--------------------------------|----------------------|-------------------------|----------------------|---------------------------|-------------------|--------------------|-------------------------|----------------------|---------------------------|-------------------|--------------------|-------------------------|----------------------|---------------------------|-------------------|--------------------|-------------------------|----------------------|---------------------------|-------------------|--------------------|-------------------------|----------------------|---------------------------|-------------------|--------------------|-------------------------|----------------------|---------------------------|-------------------|
| | | | Gross Capacity | 20th Day Enrollment | Adjusted Capacity (100% Gross) | Adopted LOS Capacity | % of LOS Capacity Level | Projected Enrollment | LOS Capacity (100% Gross) | Adjusted Capacity | Includes Additions | % of LOS Capacity Level | Projected Enrollment | LOS Capacity (100% Gross) | Adjusted Capacity | Includes Additions | % of LOS Capacity Level | Projected Enrollment | LOS Capacity (100% Gross) | Adjusted Capacity | Includes Additions | % of LOS Capacity Level | Projected Enrollment | LOS Capacity (100% Gross) | Adjusted Capacity | Includes Additions | % of LOS Capacity Level | Projected Enrollment | LOS Capacity (100% Gross) | Adjusted Capacity | Includes Additions | % of LOS Capacity Level | Projected Enrollment | LOS Capacity (100% Gross) | Adjusted Capacity |
| 1 | 2 | 0201 BENNETT ELEMENTARY | 542 | 424 | 542 | 542 | 78.2% | 1 | 404 | 542 | 542 | 74.5% | 1 | 410 | 542 | 542 | 75.6% | 1 | 421 | 596 | 596 | 70.6% | 1 | 427 | 596 | 596 | 71.6% | 1 | 428 | 596 | 596 | 71.8% | 1 | | |
| 1 | 2 | 0811 BROADVIEW ELEMENTARY | 1,130 | 869 | 1,130 | 1,130 | 76.9% | 1 | 874 | 1,130 | 1,130 | 77.3% | 1 | 846 | 1,130 | 1,130 | 74.9% | 1 | 800 | 1,019 | 1,019 | 78.5% | 1 | 781 | 1,019 | 1,019 | 74.7% | 1 | 722 | 1,019 | 1,019 | 70.9% | 1 | | |
| 1 | 2 | 0501 BROWARD ESTATES ELEMENTARY | 695 | 370 | 695 | 695 | 53.2% | 1 | 364 | 695 | 695 | 52.4% | 1 | 344 | 695 | 695 | 49.5% | 1 | 337 | 765 | 765 | 44.1% | 1 | 322 | 765 | 765 | 42.1% | 1 | 307 | 765 | 765 | 40.1% | 1 | | |
| 1 | 2 | 1481 CASTLE HILL ELEMENTARY | 817 | 601 | 817 | 817 | 73.6% | 1 | 601 | 817 | 817 | 73.6% | 1 | 596 | 817 | 817 | 72.9% | 1 | 592 | 749 | 749 | 79.0% | 1 | 587 | 749 | 749 | 78.4% | 1 | 583 | 749 | 749 | 77.8% | 1 | | |
| 1 | 2 | 2641 CENTRAL PARK ELEMENTARY | 1,123 | 974 | 1,123 | 1,123 | 86.7% | 1 | 996 | 1,123 | 1,123 | 88.7% | 1 | 983 | 1,123 | 1,123 | 88.4% | 1 | 990 | 1,033 | 1,033 | 95.8% | 1 | 987 | 1,033 | 1,033 | 95.5% | 1 | 984 | 1,033 | 1,033 | 95.3% | 1 | | |
| 1 | 2 | 2981 COUNTRY ISLES ELEMENTARY | 1,096 | 1,002 | 1,096 | 1,096 | 91.4% | 1 | 997 | 1,096 | 1,096 | 91.0% | 1 | 987 | 1,096 | 1,096 | 90.1% | 1 | 1,012 | 1,078 | 1,078 | 93.9% | 1 | 1,017 | 1,078 | 1,078 | 94.3% | 1 | 1,002 | 1,078 | 1,078 | 92.9% | 1 | | |
| 1 | 2 | 0221 CROWSAKE PARK ELEMENTARY | 846 | 775 | 846 | 846 | 91.6% | 1 | 810 | 846 | 846 | 95.7% | 1 | 814 | 846 | 846 | 96.2% | 1 | 816 | 862 | 862 | 92.7% | 1 | 821 | 862 | 862 | 93.1% | 1 | 825 | 862 | 862 | 93.5% | 1 | | |
| 1 | 2 | 0271 DILLARD ELEMENTARY | 795 | 821 | 795 | 795 | 103.3% | 2 | 860 | 795 | 795 | 108.2% | 2 | 864 | 795 | 795 | 108.7% | 2 | 867 | 835 | 835 | 103.8% | 2 | 871 | 835 | 835 | 104.3% | 2 | 874 | 835 | 835 | 104.7% | 2 | | |
| 1 | 2 | 3962 DISCOVERY ELEMENTARY | 942 | 1,002 | 942 | 942 | 106.4% | 2 | 1,007 | 942 | 942 | 106.9% | 2 | 1,017 | 942 | 942 | 108.0% | 2 | 1,024 | 1,036 | 1,036 | 98.9% | 1 | 1,019 | 1,036 | 1,036 | 98.4% | 1 | 1,004 | 1,036 | 1,036 | 96.9% | 1 | | |
| 1 | 2 | 3461 EAGLE POINT ELEMENTARY | 1,304 | 1,378 | 1,304 | 1,304 | 105.7% | 2 | 1,385 | 1,304 | 1,304 | 107.0% | 2 | 1,410 | 1,304 | 1,304 | 108.1% | 2 | 1,386 | 1,351 | 1,351 | 102.6% | 2 | 1,370 | 1,351 | 1,351 | 101.4% | 2 | 1,374 | 1,351 | 1,351 | 101.7% | 2 | | |
| 1 | 2 | 3301 ENDEAVOUR PRIMARY LEARNING CEN | 504 | 404 | 504 | 504 | 80.2% | 1 | 420 | 504 | 504 | 83.3% | 1 | 423 | 504 | 504 | 83.9% | 1 | 426 | 515 | 515 | 82.7% | 1 | 429 | 515 | 515 | 83.3% | 1 | 432 | 515 | 515 | 83.9% | 1 | | |
| 1 | 2 | 2942 EVERGLADES ELEMENTARY | 1,220 | 1,122 | 1,220 | 1,220 | 92.0% | 1 | 1,154 | 1,220 | 1,220 | 94.6% | 1 | 1,201 | 1,220 | 1,220 | 98.4% | 1 | 1,248 | 1,186 | 1,186 | 105.2% | 2 | 1,285 | 1,186 | 1,186 | 108.2% | 2 | 1,341 | 1,186 | 1,186 | 113.1% | 2 | | |
| 1 | 2 | 2541 FLAMINGO ELEMENTARY | 779 | 680 | 779 | 779 | 87.3% | 1 | 683 | 779 | 779 | 89.0% | 1 | 706 | 779 | 779 | 90.6% | 1 | 700 | 674 | 674 | 103.9% | 2 | 704 | 674 | 674 | 104.5% | 2 | 714 | 674 | 674 | 105.9% | 2 | | |
| 1 | 2 | 0921 FOSTER STEPHEN ELEMENTARY | 743 | 688 | 743 | 743 | 89.9% | 1 | 682 | 743 | 743 | 91.8% | 1 | 691 | 743 | 743 | 93.0% | 1 | 700 | 817 | 817 | 85.7% | 1 | 708 | 817 | 817 | 86.7% | 1 | 717 | 817 | 817 | 87.8% | 1 | | |
| 1 | 2 | 3531 FOX TRAIL ELEMENTARY | 1,304 | 1,273 | 1,304 | 1,304 | 97.6% | 1 | 1,286 | 1,304 | 1,304 | 98.6% | 1 | 1,302 | 1,304 | 1,304 | 99.8% | 1 | 1,318 | 1,296 | 1,296 | 101.7% | 2 | 1,335 | 1,296 | 1,296 | 103.0% | 2 | 1,351 | 1,296 | 1,296 | 104.2% | 2 | | |
| 1 | 2 | 3642 GATOR RUN ELEMENTARY | 1,452 | 1,285 | 1,452 | 1,452 | 88.5% | 1 | 1,279 | 1,452 | 1,452 | 88.1% | 1 | 1,270 | 1,452 | 1,452 | 87.5% | 1 | 1,257 | 1,452 | 1,452 | 86.5% | 1 | 1,245 | 1,452 | 1,452 | 85.7% | 1 | 1,252 | 1,452 | 1,452 | 86.2% | 1 | | |
| 1 | 2 | 0491 HARBORDALE ELEMENTARY | 480 | 466 | 480 | 480 | 97.1% | 1 | 473 | 480 | 480 | 98.5% | 1 | 467 | 480 | 480 | 97.3% | 1 | 462 | 528 | 528 | 87.5% | 1 | 459 | 528 | 528 | 86.9% | 1 | 463 | 528 | 528 | 87.7% | 1 | | |

Data contained within this Level of Service Plan reflects information available at the time of printing.

Level 1 Meets Level of Service * LOS will be met via School Board Policy 5000

Level 2 Does not meet Level of Service

Projected Enrollment as of Spring 2017 Update

FISH as of April 2017

Q LOS Capacity includes qualified relocatable capacity as mandated by S. 103.318(6)(e), Florida Statutes

1 Does not reflect capacity reduction from transference of Modular Classrooms from site to Heron Heights and Park Trails Elementary Schools, approved by the School Board on May 17, 2016

**Broward County Public Schools
Level of Service Plan for Capital Planning**

| Type | Area | School | 16/17 | | | | | 17/18 | | | | | 18/19 | | | | | 19/20 | | | | | 20/21 | | | | | 21/22 | | | | | | |
|------|------|--------|----------------|---------------------|-------------------|-----------------------------------|-------------------------|-------|-------|-------|-------|-------|-------|----------------------|-------------------------------|-------------------|--------------------|-------------------------|----------------------|-------------------------------|-------------------|--------------------|-------------------------|----------------------|-------------------------------|-------------------|--------------------|-------------------------|----------------------|-------------------------------|-------------------|--------------------|-------------------------|---|
| | | | Gross Capacity | 20th Day Enrollment | Adjusted Capacity | Adopted LOS Capacity (100% Gross) | % of LOS Capacity Level | 16/17 | 17/18 | 18/19 | 19/20 | 20/21 | 21/22 | Projected Enrollment | LOS Capacity (100% Permanent) | Adjusted Capacity | Includes Additions | % of LOS Capacity Level | Projected Enrollment | LOS Capacity (100% Permanent) | Adjusted Capacity | Includes Additions | % of LOS Capacity Level | Projected Enrollment | LOS Capacity (100% Permanent) | Adjusted Capacity | Includes Additions | % of LOS Capacity Level | Projected Enrollment | LOS Capacity (100% Permanent) | Adjusted Capacity | Includes Additions | % of LOS Capacity Level | |
| 1 | 2 | 2531 | 699 | 601 | 699 | 699 | 86.0% | 1 | 9 | 619 | 699 | 699 | 88.6% | 1 | 647 | 729 | 729 | 88.8% | 1 | 654 | 729 | 729 | 89.7% | 1 | 662 | 729 | 729 | 90.8% | 1 | 662 | 729 | 729 | 90.8% | 1 |
| 1 | 2 | 3181 | 843 | 731 | 843 | 843 | 86.7% | 1 | 2 | 745 | 843 | 843 | 88.4% | 1 | 759 | 736 | 736 | 103.1% | 2 | 766 | 736 | 736 | 104.1% | 2 | 772 | 736 | 736 | 104.9% | 2 | 772 | 736 | 736 | 104.9% | 2 |
| 1 | 2 | 1611 | 845 | 492 | 845 | 845 | 58.2% | 1 | 2 | 484 | 845 | 845 | 57.3% | 1 | 496 | 845 | 845 | 58.7% | 1 | 519 | 890 | 890 | 58.3% | 1 | 531 | 890 | 890 | 59.7% | 1 | 531 | 890 | 890 | 59.7% | 1 |
| 1 | 2 | 0821 | 659 | 400 | 659 | 659 | 60.7% | 1 | 2 | 429 | 659 | 659 | 65.1% | 1 | 429 | 659 | 659 | 62.8% | 1 | 432 | 685 | 685 | 63.1% | 1 | 434 | 685 | 685 | 63.4% | 1 | 434 | 685 | 685 | 63.4% | 1 |
| 1 | 2 | 1381 | 872 | 746 | 872 | 872 | 85.6% | 1 | 9 | 757 | 872 | 872 | 86.8% | 1 | 764 | 872 | 872 | 87.6% | 1 | 770 | 959 | 959 | 81.0% | 1 | 784 | 959 | 959 | 81.8% | 1 | 784 | 959 | 959 | 81.8% | 1 |
| 1 | 2 | 3841 | 1,320 | 1,151 | 1,320 | 1,320 | 87.2% | 1 | 6 | 1,132 | 1,320 | 1,320 | 86.8% | 1 | 1,146 | 1,320 | 1,320 | 88.8% | 1 | 1,140 | 1,284 | 1,284 | 88.3% | 1 | 1,128 | 1,284 | 1,284 | 87.9% | 1 | 1,128 | 1,284 | 1,284 | 87.9% | 1 |
| 1 | 2 | 3291 | 803 | 466 | 803 | 803 | 56.0% | 1 | 1 | 500 | 803 | 803 | 62.3% | 1 | 504 | 803 | 803 | 62.8% | 1 | 508 | 859 | 859 | 59.6% | 1 | 517 | 859 | 859 | 60.2% | 1 | 517 | 859 | 859 | 60.2% | 1 |
| 1 | 2 | 0761 | 809 | 734 | 809 | 809 | 90.7% | 1 | 9 | 727 | 809 | 809 | 89.9% | 1 | 719 | 809 | 809 | 88.9% | 1 | 705 | 771 | 771 | 91.4% | 1 | 717 | 771 | 771 | 93.0% | 1 | 717 | 771 | 771 | 93.0% | 1 |
| 1 | 2 | 1841 | 791 | 631 | 791 | 791 | 79.8% | 1 | 11 | 679 | 791 | 791 | 85.8% | 1 | 709 | 791 | 791 | 89.6% | 1 | 740 | 747 | 747 | 103.1% | 2 | 801 | 747 | 747 | 107.2% | 2 | 801 | 747 | 747 | 107.2% | 2 |
| 1 | 2 | 2871 | 857 | 555 | 857 | 857 | 64.8% | 1 | 8 | 583 | 857 | 857 | 69.2% | 1 | 629 | 857 | 857 | 73.4% | 1 | 606 | 795 | 795 | 75.6% | 1 | 594 | 795 | 795 | 74.7% | 1 | 594 | 795 | 795 | 74.7% | 1 |
| 1 | 2 | 1191 | 713 | 496 | 713 | 713 | 69.6% | 1 | 0 | 513 | 713 | 713 | 71.0% | 1 | 506 | 713 | 713 | 71.0% | 1 | 497 | 784 | 784 | 62.4% | 1 | 480 | 784 | 784 | 61.2% | 1 | 480 | 784 | 784 | 61.2% | 1 |
| 1 | 2 | 0041 | 608 | 485 | 608 | 608 | 79.8% | 1 | 0 | 470 | 608 | 608 | 77.3% | 1 | 482 | 608 | 608 | 79.3% | 1 | 485 | 669 | 669 | 73.5% | 1 | 480 | 669 | 669 | 71.7% | 1 | 480 | 669 | 669 | 71.7% | 1 |
| 1 | 2 | 1831 | 758 | 619 | 758 | 758 | 81.7% | 1 | 4 | 627 | 758 | 758 | 82.7% | 1 | 646 | 758 | 758 | 85.2% | 1 | 634 | 794 | 794 | 79.0% | 1 | 635 | 794 | 794 | 80.0% | 1 | 635 | 794 | 794 | 80.0% | 1 |
| 1 | 2 | 3761 | 1,214 | 1,102 | 1,214 | 1,214 | 90.8% | 1 | 4 | 1,050 | 1,214 | 1,214 | 86.5% | 1 | 1,018 | 1,214 | 1,214 | 83.9% | 1 | 989 | 1,335 | 1,335 | 75.0% | 1 | 964 | 1,335 | 1,335 | 72.2% | 1 | 964 | 1,335 | 1,335 | 72.2% | 1 |
| 1 | 2 | 0931 | 845 | 640 | 845 | 845 | 75.7% | 1 | 4 | 654 | 845 | 845 | 77.4% | 1 | 658 | 845 | 845 | 77.9% | 1 | 662 | 845 | 845 | 78.3% | 1 | 670 | 845 | 845 | 79.3% | 1 | 670 | 845 | 845 | 79.3% | 1 |
| 1 | 2 | 0941 | 814 | 618 | 814 | 814 | 75.9% | 1 | 5 | 590 | 814 | 814 | 74.1% | 1 | 603 | 814 | 814 | 74.1% | 1 | 615 | 895 | 895 | 70.2% | 1 | 641 | 895 | 895 | 71.6% | 1 | 641 | 895 | 895 | 71.6% | 1 |
| 1 | 2 | 1251 | 579 | 563 | 579 | 579 | 97.2% | 1 | 5 | 577 | 579 | 579 | 98.7% | 1 | 592 | 579 | 579 | 102.2% | 2 | 607 | 637 | 637 | 95.3% | 1 | 579 | 637 | 637 | 90.9% | 1 | 579 | 637 | 637 | 90.9% | 1 |

Data contained within this Level of Service Plan reflects information available at the time of printing.

Level 1 Meets Level of Service

Level 2 Does not meet Level of Service

Projected Enrollment as of Spring 2017 Update

FISH as of April 2017

* LOS will be met via School Board Policy 5000

Q LOS Capacity includes qualified relocatable capacity as mandated by S. 103.318(6)(e), Florida Statutes

1 Does not reflect capacity reduction from transference of Modular Classrooms from site to Heron Heights and Park Trails Elementary Schools, approved by the School Board on May 17, 2016

Broward County Public Schools Level of Service Plan for Capital Planning

| Type | Area | Loc# | School | 16/17 | | | | | 17/18 | | | | | 18/19 | | | | | 19/20 | | | | | 20/21 | | | | | 21/22 | | | | |
|------|------|------|-----------------------------|----------------|---------------------|--------------------------------|-------------------|--------------------|----------------------|---------------------------|-------------------|-------------------|--------------------|---|------------|----------------------|---------------------------|-------------------|-------------------|--------------------|----------------------|---------------------------|-------------------|-------------------|--------------------|----------------------|---------------------------|-------------------|-------------------|--------------------|----------------------|---------------------------|-------------------|
| | | | | Gross Capacity | 20th Day Enrollment | Adjusted Capacity (100% Gross) | % of LOS Capacity | LOS Capacity Level | Projected Enrollment | LOS Capacity (100% Gross) | Adjusted Capacity | % of LOS Capacity | LOS Capacity Level | Additional Perm Capacity From New Schools | New School | Projected Enrollment | LOS Capacity (100% Gross) | Adjusted Capacity | % of LOS Capacity | LOS Capacity Level | Projected Enrollment | LOS Capacity (100% Gross) | Adjusted Capacity | % of LOS Capacity | LOS Capacity Level | Projected Enrollment | LOS Capacity (100% Gross) | Adjusted Capacity | % of LOS Capacity | LOS Capacity Level | Projected Enrollment | LOS Capacity (100% Gross) | Adjusted Capacity |
| 1 | 2 | 0151 | RIVERLAND ELEMENTARY | 633 | 602 | 633 | 95.1% | 1 | 590 | 633 | 633 | 93.2% | 1 | 583 | 633 | 633 | 92.1% | 1 | 571 | 696 | 696 | 82.0% | 1 | 559 | 696 | 696 | 80.2% | 1 | 572 | 696 | 696 | 82.2% | 1 |
| 1 | 2 | 3701 | ROCK ISLAND ELEMENTARY | 580 | 579 | 580 | 99.8% | 1 | 594 | 580 | 580 | 102.4% | 2 | 607 | 580 | 580 | 104.7% | 2 | 597 | 638 | 638 | 93.6% | 1 | 598 | 638 | 638 | 93.7% | 1 | 596 | 638 | 638 | 93.4% | 1 |
| 1 | 2 | 1851 | ROYAL PALM ELEMENTARY | 1,012 | 822 | 1,012 | 81.2% | 1 | 767 | 1,012 | 1,012 | 75.8% | 1 | 751 | 1,012 | 1,012 | 74.2% | 1 | 764 | 961 | 961 | 79.5% | 1 | 760 | 961 | 961 | 79.1% | 1 | 755 | 961 | 961 | 78.6% | 1 |
| 1 | 2 | 3061 | SANDPIPER ELEMENTARY | 909 | 521 | 909 | 57.3% | 1 | 487 | 909 | 909 | 53.6% | 1 | 472 | 909 | 909 | 51.9% | 1 | 457 | 1,000 | 1,000 | 45.7% | 1 | 464 | 1,000 | 1,000 | 46.4% | 1 | 472 | 1,000 | 1,000 | 47.2% | 1 |
| 1 | 2 | 3401 | SAWGRASS ELEMENTARY | 1,184 | 1,151 | 1,184 | 97.2% | 1 | 1,183 | 1,184 | 1,184 | 99.9% | 1 | 1,217 | 1,184 | 1,184 | 102.6% | 2 | 1,232 | 1,302 | 1,302 | 94.6% | 1 | 1,227 | 1,302 | 1,302 | 94.2% | 1 | 1,236 | 1,302 | 1,302 | 94.9% | 1 |
| 1 | 2 | 3081 | SILVER RIDGE ELEMENTARY | 1,002 | 1,168 | 1,002 | 116.6% | 2 | 1,207 | 1,002 | 1,002 | 120.5% | 2 | 1,224 | 1,002 | 1,002 | 122.2% | 2 | 1,253 | 970 | 970 | 129.2% | 2 | 1,280 | 970 | 970 | 132.0% | 2 | 1,307 | 970 | 970 | 134.7% | 2 |
| 1 | 2 | 0611 | SUNLAND PARK ELEMENTARY | 480 | 481 | 480 | 100.2% | 2 | 452 | 480 | 480 | 94.2% | 1 | 454 | 480 | 480 | 90.4% | 1 | 424 | 528 | 528 | 80.3% | 1 | 439 | 528 | 528 | 83.1% | 1 | 442 | 528 | 528 | 83.7% | 1 |
| 1 | 2 | 0731 | TROPICAL ELEMENTARY | 932 | 888 | 932 | 95.3% | 1 | 856 | 932 | 932 | 91.8% | 1 | 833 | 932 | 932 | 89.4% | 1 | 847 | 1,025 | 1,025 | 82.6% | 1 | 861 | 1,025 | 1,025 | 84.0% | 1 | 847 | 1,025 | 1,025 | 82.6% | 1 |
| 1 | 2 | 1621 | VILLAGE ELEMENTARY | 870 | 786 | 870 | 90.3% | 1 | 722 | 870 | 870 | 83.0% | 1 | 714 | 870 | 870 | 82.1% | 1 | 706 | 957 | 957 | 73.9% | 1 | 699 | 957 | 957 | 73.0% | 1 | 708 | 957 | 957 | 74.0% | 1 |
| 1 | 2 | 0321 | WALKER ELEMENTARY | 1,017 | 741 | 1,017 | 72.9% | 1 | 767 | 1,017 | 1,017 | 75.4% | 1 | 779 | 1,017 | 1,017 | 76.6% | 1 | 753 | 1,119 | 1,119 | 67.3% | 1 | 771 | 1,119 | 1,119 | 68.9% | 1 | 782 | 1,119 | 1,119 | 69.9% | 1 |
| 1 | 2 | 2881 | WELLERY ELEMENTARY | 915 | 806 | 915 | 88.1% | 1 | 774 | 915 | 915 | 84.6% | 1 | 776 | 915 | 915 | 84.8% | 1 | 778 | 870 | 870 | 89.4% | 1 | 780 | 870 | 870 | 89.7% | 1 | 782 | 870 | 870 | 89.9% | 1 |
| 1 | 2 | 0631 | WESTWOOD HEIGHTS ELEMENTARY | 819 | 611 | 819 | 74.6% | 1 | 644 | 819 | 819 | 78.6% | 1 | 627 | 819 | 819 | 76.6% | 1 | 639 | 861 | 861 | 74.2% | 1 | 643 | 861 | 861 | 74.7% | 1 | 657 | 861 | 861 | 76.3% | 1 |
| 1 | 2 | 0191 | WILTON MANORS ELEMENTARY | 615 | 616 | 615 | 100.2% | 2 | 624 | 615 | 615 | 101.5% | 2 | 611 | 615 | 615 | 99.3% | 1 | 619 | 677 | 677 | 91.4% | 1 | 624 | 677 | 677 | 92.2% | 1 | 606 | 677 | 677 | 89.5% | 1 |
| 2 | 2 | 2611 | BAIR MIDDLE | 1,317 | 815 | 1,317 | 61.9% | 1 | 843 | 1,317 | 1,317 | 64.0% | 1 | 866 | 1,317 | 1,317 | 65.0% | 1 | 847 | 1,318 | 1,318 | 64.3% | 1 | 852 | 1,318 | 1,318 | 64.6% | 1 | 854 | 1,318 | 1,318 | 64.8% | 1 |
| 2 | 2 | 1071 | DANDY, WILLIAM MIDDLE | 1,232 | 876 | 1,232 | 71.1% | 1 | 831 | 1,232 | 1,232 | 67.5% | 1 | 780 | 1,232 | 1,232 | 63.3% | 1 | 729 | 1,246 | 1,246 | 58.5% | 1 | 678 | 1,246 | 1,246 | 54.4% | 1 | 627 | 1,246 | 1,246 | 50.3% | 1 |
| 2 | 2 | 3622 | FALCON COVE MIDDLE | 2,239 | 2,197 | 2,239 | 98.1% | 1 | 2,145 | 2,239 | 2,239 | 99.8% | 1 | 2,122 | 2,270 | 2,270 | 93.5% | 1 | 2,100 | 2,497 | 2,497 | 84.1% | 1 | 2,077 | 2,497 | 2,497 | 83.2% | 1 | 2,055 | 2,497 | 2,497 | 82.3% | 1 |
| 2 | 2 | 3471 | INDIAN RIDGE MIDDLE | 2,233 | 1,860 | 2,233 | 83.3% | 1 | 1,840 | 2,233 | 2,233 | 82.4% | 1 | 1,855 | 2,233 | 2,233 | 83.1% | 1 | 1,824 | 1,890 | 1,890 | 96.5% | 1 | 1,815 | 1,890 | 1,890 | 96.0% | 1 | 1,819 | 1,890 | 1,890 | 96.2% | 1 |

Data contained within this Level of Service Plan reflects information available at the time of printing.

Level 1 Meets Level of Service * LOS will be met via School Board Policy 5000

Level 2 Does not meet Level of Service

Projected Enrollment as of Spring 2017 Update

FISH as of April 2017

Q LOS Capacity includes qualified relocatable capacity as mandated by S. 103.318(6)(e), Florida Statutes

1 Does not reflect capacity reduction from transference of Modular Classrooms from site to Heron Heights and Park Trails Elementary Schools, approved by the School Board on May 17, 2016

Broward County Public Schools Level of Service Plan for Capital Planning

| Type | Area | Loc# | School | 16/17 | | | | | Additional Perm Capacity From New Schools | 17/18 | | | | | 18/19 | | | | | 19/20 | | | | | 20/21 | | | | | 21/22 | | | | | |
|------|------|------|-------------------------|----------------|---------------------|--------------------------------|-------------|-------------------|---|--------------|--------------------------------|--------------------|----------------------|--------------|-------------------|-------------------|--------------|-------------------|-------------------|--------------|-------------------|-------------------|--------------|-------------------|-------------------|--------------|-------------------|-------------------|--------------|-------------------|-------------------|--------------|-------------------|-------------------|---|
| | | | | Gross Capacity | 20th Day Enrollment | Adjusted Capacity (100% Gross) | Adopted LOS | % of LOS Capacity | | LOS Capacity | Adjusted Capacity (100% Gross) | Includes Additions | Projected Enrollment | LOS Capacity | Adjusted Capacity | % of LOS Capacity | LOS Capacity | Adjusted Capacity | % of LOS Capacity | LOS Capacity | Adjusted Capacity | % of LOS Capacity | LOS Capacity | Adjusted Capacity | % of LOS Capacity | LOS Capacity | Adjusted Capacity | % of LOS Capacity | LOS Capacity | Adjusted Capacity | % of LOS Capacity | LOS Capacity | Adjusted Capacity | % of LOS Capacity | |
| 2 | 2 | 1701 | LAUDERDALE LAKES MIDDLE | 1,243 | 882 | 1,243 | 1,243 | 71.0% | 1 | 870 | 1,243 | 1,243 | 70.0% | 1 | 858 | 1,243 | 1,243 | 69.0% | 1 | 844 | 1,019 | 1,019 | 82.8% | 1 | 880 | 1,019 | 1,019 | 84.4% | 1 | 835 | 1,019 | 1,019 | 81.9% | 1 | |
| 2 | 2 | 1391 | LAUDERHILL MIDDLE | 1,054 | 763 | 1,054 | 1,054 | 74.3% | 1 | 797 | 1,054 | 1,054 | 75.6% | 1 | 872 | 1,054 | 1,054 | 82.7% | 1 | 906 | 986 | 986 | 91.9% | 1 | 940 | 986 | 986 | 95.3% | 1 | 974 | 986 | 986 | 98.8% | 1 | |
| 2 | 2 | 0881 | NEW RIVER MIDDLE | 1,493 | 1,489 | 1,493 | 1,493 | 99.7% | 1 | 1,485 | 1,493 | 1,493 | 99.5% | 1 | 1,514 | 1,493 | 1,493 | 101.4% | 2 | 1,544 | 1,511 | 1,511 | 102.2% | 2 | 1,573 | 1,511 | 1,511 | 104.1% | 2 | 1,577 | 1,511 | 1,511 | 104.4% | 2 | |
| 2 | 2 | 0701 | PARKWAY MIDDLE | 2,192 | 1,543 | 2,192 | 2,192 | 70.4% | 1 | 1,572 | 2,192 | 2,192 | 71.7% | 1 | 1,588 | 2,192 | 2,192 | 72.4% | 1 | 1,599 | 2,411 | 2,411 | 66.1% | 1 | 1,611 | 2,411 | 2,411 | 68.8% | 1 | 1,622 | 2,411 | 2,411 | 67.3% | 1 | |
| 2 | 2 | 0551 | PLANTATION MIDDLE | 1,345 | 738 | 1,345 | 1,345 | 54.9% | 1 | 684 | 1,345 | 1,345 | 50.9% | 1 | 650 | 1,345 | 1,345 | 48.3% | 1 | 608 | 1,480 | 1,480 | 41.1% | 1 | 625 | 1,480 | 1,480 | 42.2% | 1 | 645 | 1,480 | 1,480 | 43.6% | 1 | |
| 2 | 2 | 1891 | SEMINOLE MIDDLE | 1,416 | 1,177 | 1,416 | 1,416 | 83.1% | 1 | 1,151 | 1,416 | 1,416 | 81.3% | 1 | 1,147 | 1,416 | 1,416 | 81.0% | 1 | 1,142 | 1,231 | 1,231 | 92.8% | 1 | 1,138 | 1,231 | 1,231 | 92.4% | 1 | 1,133 | 1,231 | 1,231 | 92.0% | 1 | |
| 2 | 2 | 0251 | SUNRISE MIDDLE | 1,403 | 1,116 | 1,403 | 1,403 | 79.5% | 1 | 1,210 | 1,403 | 1,403 | 86.2% | 1 | 1,187 | 1,403 | 1,403 | 85.3% | 1 | 1,164 | 1,370 | 1,370 | 86.4% | 1 | 1,171 | 1,370 | 1,370 | 85.5% | 1 | 1,159 | 1,370 | 1,370 | 84.6% | 1 | |
| 2 | 2 | 3151 | TEQUESTA TRACE MIDDLE | 1,432 | 1,479 | 1,432 | 1,432 | 103.3% | 2 | 1,517 | 1,432 | 1,432 | 105.9% | 2 | 1,533 | 1,432 | 1,432 | 107.1% | 2 | 1,524 | 1,500 | 1,500 | 101.6% | 2 | 1,515 | 1,500 | 1,500 | 101.0% | 2 | 1,611 | 1,500 | 1,500 | 107.4% | 2 | |
| 2 | 2 | 2052 | WESTRINE MIDDLE | 1,272 | 986 | 1,272 | 1,272 | 77.5% | 1 | 1,009 | 1,272 | 1,272 | 79.3% | 1 | 1,018 | 1,272 | 1,272 | 80.0% | 1 | 1,025 | 1,399 | 1,399 | 73.9% | 1 | 1,041 | 1,399 | 1,399 | 74.4% | 1 | 1,054 | 1,399 | 1,399 | 75.9% | 1 | |
| 3 | 2 | 1741 | ANDERSON BOYD H. HIGH | 2,829 | 1,879 | 2,829 | 2,829 | 66.4% | 1 | 0 | 1,795 | 2,829 | 2,829 | 63.4% | 1 | 1,794 | 2,829 | 2,829 | 63.4% | 1 | 1,793 | 3,112 | 3,112 | 57.6% | 1 | 1,792 | 3,112 | 3,112 | 57.6% | 1 | 1,791 | 3,112 | 3,112 | 57.6% | 1 |
| 3 | 2 | 3823 | CYPRESS BAY HIGH | 4,761 | 4,701 | 4,618 | 4,618 | 101.8% | 2 | 4,785 | 4,761 | 4,761 | 100.5% | 2 | 4,882 | 4,880 | 4,880 | 99.6% | 1 | 4,922 | 5,211 | 5,211 | 94.5% | 1 | 4,977 | 5,211 | 5,211 | 95.5% | 1 | 5,023 | 5,211 | 5,211 | 96.4% | 1 | |
| 3 | 2 | 0371 | DILLARD HIGH | 2,709 | 2,349 | 2,709 | 2,709 | 86.7% | 1 | 2,355 | 2,709 | 2,709 | 86.9% | 1 | 2,281 | 2,709 | 2,709 | 84.2% | 1 | 2,287 | 2,980 | 2,980 | 76.7% | 1 | 2,293 | 2,980 | 2,980 | 76.9% | 1 | 2,299 | 2,980 | 2,980 | 77.1% | 1 | |
| 3 | 2 | 0951 | FORT LAUDERDALE HIGH | 2,016 | 2,092 | 2,016 | 2,016 | 103.8% | 2 | 2,075 | 2,016 | 2,016 | 102.9% | 2 | 2,100 | 2,016 | 2,016 | 104.2% | 2 | 2,066 | 2,218 | 2,218 | 93.1% | 1 | 2,064 | 2,218 | 2,218 | 92.6% | 1 | 2,022 | 2,218 | 2,218 | 91.2% | 1 | |
| 3 | 2 | 1901 | PIPER HIGH | 3,479 | 2,428 | 3,431 | 3,431 | 70.8% | 1 | 2,383 | 3,479 | 3,479 | 68.5% | 1 | 2,348 | 3,479 | 3,479 | 67.5% | 1 | 2,314 | 2,860 | 2,860 | 80.9% | 1 | 2,279 | 2,860 | 2,860 | 79.7% | 1 | 2,245 | 2,860 | 2,860 | 78.5% | 1 | |
| 3 | 2 | 1451 | PLANTATION HIGH | 2,680 | 2,253 | 2,680 | 2,680 | 84.1% | 1 | 2,211 | 2,680 | 2,680 | 82.5% | 1 | 2,157 | 2,680 | 2,680 | 80.5% | 1 | 2,122 | 2,895 | 2,895 | 73.3% | 1 | 2,087 | 2,895 | 2,895 | 72.1% | 1 | 2,018 | 2,895 | 2,895 | 69.7% | 1 | |
| 3 | 2 | 2351 | SOUTH PLANTATION HIGH | 2,518 | 2,292 | 2,518 | 2,518 | 91.0% | 1 | 2,236 | 2,518 | 2,518 | 88.8% | 1 | 2,196 | 2,518 | 2,518 | 87.2% | 1 | 2,214 | 2,561 | 2,561 | 86.5% | 1 | 2,234 | 2,561 | 2,561 | 87.2% | 1 | 2,218 | 2,561 | 2,561 | 86.6% | 1 | |
| 3 | 2 | 0211 | STRANAHAN HIGH | 2,375 | 1,408 | 2,375 | 2,375 | 59.3% | 1 | 1,328 | 2,375 | 2,375 | 55.9% | 1 | 1,273 | 2,375 | 2,375 | 53.6% | 1 | 1,227 | 2,613 | 2,613 | 47.0% | 1 | 1,182 | 2,613 | 2,613 | 45.2% | 1 | 1,137 | 2,613 | 2,613 | 43.5% | 1 | |

Data contained within this Level of Service Plan reflects information available at the time of printing.

Level 1 Meets Level of Service

Level 2 Does not meet Level of Service

Projected Enrollment as of Spring 2017 Update

FISH as of April 2017

* LOS will be met via School Board Policy 5000

Q LOS Capacity includes qualified relocatable capacity as mandated by S. 163.318(6)(e), Florida Statutes

1 Does not reflect capacity reduction from transference of Modular Classrooms from site to Heron Heights and Park Trails Elementary Schools, approved by the School Board on May 17, 2016

Broward County Public Schools Level of Service Plan for Capital Planning

| Type | Area | Loc# | School | 16/17 | | | | | 17/18 | | | | | 18/19 | | | | | 19/20 | | | | | 20/21 | | | | | 21/22 | | | | | | |
|------|------|------|------------------------------|----------------|---------------------|--------------------------------|-------------|-------------------|----------------------|---------------------------|-------------------|--------------------|-------------------|----------------------|---------------------------|-------------------|--------------------|-------------------|----------------------|---------------------------|-------------------|--------------------|-------------------|----------------------|---------------------------|-------------------|--------------------|-------------------|----------------------|---------------------------|-------------------|--------------------|-------------------|----------------------|---------------------------|
| | | | | Gross Capacity | 20th Day Enrollment | Adjusted Capacity (100% Gross) | Adopted LOS | % of LOS Capacity | Projected Enrollment | LOS Capacity (100% Gross) | Adjusted Capacity | Includes Additions | % of LOS Capacity | Projected Enrollment | LOS Capacity (100% Gross) | Adjusted Capacity | Includes Additions | % of LOS Capacity | Projected Enrollment | LOS Capacity (100% Gross) | Adjusted Capacity | Includes Additions | % of LOS Capacity | Projected Enrollment | LOS Capacity (100% Gross) | Adjusted Capacity | Includes Additions | % of LOS Capacity | Projected Enrollment | LOS Capacity (100% Gross) | Adjusted Capacity | Includes Additions | % of LOS Capacity | Projected Enrollment | LOS Capacity (100% Gross) |
| 3 | 2 | 2831 | WESTERN HIGH | 3,754 | 3,179 | 3,754 | 3,754 | 84.7% | 1 | 3,223 | 3,754 | 3,754 | 86.3% | 1 | 3,240 | 3,754 | 3,754 | 86.3% | 1 | 3,258 | 3,683 | 3,683 | 88.5% | 1 | 3,276 | 3,683 | 3,683 | 88.9% | 1 | 3,294 | 3,683 | 3,683 | 89.4% | 1 | |
| 1 | 3 | 0341 | BETHUNE MARY M. ELEMENTARY | 1,106 | 664 | 1,106 | 1,106 | 60.2% | 1 | 686 | 1,106 | 1,106 | 60.2% | 1 | 657 | 1,106 | 1,106 | 59.4% | 1 | 647 | 1,217 | 1,217 | 53.2% | 1 | 638 | 1,217 | 1,217 | 52.4% | 1 | 638 | 1,217 | 1,217 | 51.6% | 1 | |
| 1 | 3 | 0971 | BOULEVARD HEIGHTS ELEMENTARY | 812 | 715 | 812 | 812 | 88.1% | 1 | 719 | 812 | 812 | 88.4% | 1 | 718 | 812 | 812 | 88.4% | 1 | 716 | 893 | 893 | 80.2% | 1 | 715 | 893 | 893 | 80.1% | 1 | 714 | 893 | 893 | 80.0% | 1 | |
| 1 | 3 | 2981 | CHAPEL TRAIL ELEMENTARY | 1,054 | 824 | 1,054 | 1,054 | 78.2% | 1 | 864 | 1,054 | 1,054 | 82.0% | 1 | 878 | 1,054 | 1,054 | 83.3% | 1 | 893 | 1,159 | 1,159 | 77.0% | 1 | 908 | 1,159 | 1,159 | 78.3% | 1 | 923 | 1,159 | 1,159 | 79.9% | 1 | |
| 1 | 3 | 3741 | COCONUT PALM ELEMENTARY | 1,018 | 855 | 1,018 | 1,018 | 84.0% | 1 | 835 | 1,018 | 1,018 | 79.9% | 1 | 813 | 1,018 | 1,018 | 79.9% | 1 | 791 | 902 | 902 | 87.7% | 1 | 789 | 902 | 902 | 85.3% | 1 | 747 | 902 | 902 | 82.8% | 1 | |
| 1 | 3 | 0231 | COLBERT ELEMENTARY | 812 | 694 | 812 | 812 | 85.5% | 1 | 729 | 812 | 812 | 89.8% | 1 | 736 | 812 | 812 | 90.6% | 1 | 752 | 893 | 893 | 84.2% | 1 | 780 | 893 | 893 | 87.3% | 1 | 790 | 893 | 893 | 88.5% | 1 | |
| 1 | 3 | 0331 | COLLINS ELEMENTARY | 371 | 340 | 371 | 371 | 91.6% | 1 | 342 | 371 | 371 | 92.2% | 1 | 351 | 371 | 371 | 94.6% | 1 | 361 | 408 | 408 | 88.5% | 1 | 371 | 408 | 408 | 90.9% | 1 | 380 | 408 | 408 | 93.1% | 1 | |
| 1 | 3 | 1211 | COOPER CITY ELEMENTARY | 745 | 800 | 745 | 745 | 107.4% | 2 | 824 | 745 | 745 | 113.2% | 2 | 843 | 745 | 745 | 113.2% | 2 | 837 | 771 | 771 | 108.6% | 2 | 846 | 771 | 771 | 108.7% | 2 | 829 | 771 | 771 | 107.6% | 2 * | |
| 1 | 3 | 2011 | CORAL COVE ELEMENTARY | 830 | 856 | 830 | 830 | 103.1% | 2 | 847 | 830 | 830 | 102.0% | 2 | 832 | 830 | 830 | 100.2% | 2 | 822 | 913 | 913 | 90.0% | 1 | 817 | 913 | 913 | 89.5% | 1 | 827 | 913 | 913 | 90.8% | 1 | |
| 1 | 3 | 0101 | DANIA ELEMENTARY | 623 | 528 | 623 | 623 | 84.8% | 1 | 534 | 623 | 623 | 85.7% | 1 | 542 | 623 | 623 | 87.0% | 1 | 549 | 626 | 626 | 87.7% | 1 | 556 | 626 | 626 | 88.8% | 1 | 564 | 626 | 626 | 90.1% | 1 | |
| 1 | 3 | 2801 | DAVIE ELEMENTARY | 813 | 798 | 813 | 813 | 98.2% | 1 | 812 | 813 | 813 | 101.1% | 2 | 822 | 813 | 813 | 101.1% | 2 | 819 | 815 | 815 | 100.5% | 2 | 831 | 815 | 815 | 102.0% | 2 | 827 | 815 | 815 | 101.5% | 2 * | |
| 1 | 3 | 3751 | DOLPHIN BAY ELEMENTARY | 830 | 771 | 830 | 830 | 92.9% | 1 | 790 | 830 | 830 | 95.2% | 1 | 769 | 830 | 830 | 92.7% | 1 | 757 | 913 | 913 | 82.9% | 1 | 737 | 913 | 913 | 80.7% | 1 | 741 | 913 | 913 | 81.2% | 1 | |
| 1 | 3 | 0721 | DRIFTWOOD ELEMENTARY | 758 | 526 | 758 | 758 | 69.4% | 1 | 544 | 758 | 758 | 71.8% | 1 | 533 | 758 | 758 | 70.3% | 1 | 521 | 614 | 614 | 84.9% | 1 | 510 | 614 | 614 | 83.1% | 1 | 499 | 614 | 614 | 81.3% | 1 | |
| 1 | 3 | 3191 | EMBASSY CREEK ELEMENTARY | 1,087 | 1,183 | 1,087 | 1,087 | 107.0% | 2 | 1,183 | 1,087 | 1,087 | 108.8% | 2 | 1,195 | 1,087 | 1,087 | 109.9% | 2 | 1,209 | 1,196 | 1,196 | 101.1% | 2 | 1,215 | 1,196 | 1,196 | 101.6% | 2 | 1,227 | 1,196 | 1,196 | 102.8% | 2 * | |
| 1 | 3 | 1641 | FAIRWAY ELEMENTARY | 970 | 704 | 970 | 970 | 72.6% | 1 | 694 | 970 | 970 | 71.5% | 1 | 688 | 970 | 970 | 70.9% | 1 | 682 | 1,067 | 1,067 | 63.9% | 1 | 676 | 1,067 | 1,067 | 63.4% | 1 | 670 | 1,067 | 1,067 | 62.8% | 1 | |
| 1 | 3 | 2851 | GRIFFIN ELEMENTARY | 687 | 622 | 687 | 687 | 90.5% | 1 | 636 | 687 | 687 | 92.6% | 1 | 647 | 687 | 687 | 94.2% | 1 | 657 | 677 | 677 | 97.9% | 1 | 663 | 677 | 677 | 97.9% | 1 | 647 | 677 | 677 | 95.8% | 1 | |
| 1 | 3 | 3131 | HAWKES BLUFF ELEMENTARY | 1,044 | 909 | 1,044 | 1,044 | 87.1% | 1 | 896 | 1,044 | 1,044 | 85.9% | 1 | 910 | 1,044 | 1,044 | 87.2% | 1 | 925 | 937 | 937 | 98.7% | 1 | 939 | 937 | 937 | 100.2% | 2 | 953 | 937 | 937 | 101.7% | 2 * | |

Data contained within this Level of Service Plan reflects information available at the time of printing.

Level 1 Meets Level of Service * LOS will be met via School Board Policy 5000

Level 2 Does not meet Level of Service

Projected Enrollment as of Spring 2017 Update

FISH as of April 2017

Q LOS Capacity includes qualified relocatable capacity as mandated by S. 163.318(6)(e), Florida Statutes

1 Does not reflect capacity reduction from transference of Modular Classrooms from site to Heron Heights and Park Trails Elementary Schools, approved by the School Board on May 17, 2016

Broward County Public Schools Level of Service Plan for Capital Planning

| Type | Area | Loc# | School | 16/17 | | | | | 17/18 | | | | | 18/19 | | | | | 19/20 | | | | | 20/21 | | | | | 21/22 | | | | |
|------|------|------|------------------------------|----------------|---------------------|-------------------|-----------------------------------|-------------------------|----------------------|-------------------------------------|-------------------|--------------------|-------------------------|---|------------|--------------|----------------------|-------------------------------------|-------------------|--------------------|-------------------------|----------------------|-------------------------------------|-------------------|--------------------|-------------------------|----------------------|-------------------------------------|-------------------|--------------------|-------------------------|--|--|
| | | | | Gross Capacity | 20th Day Enrollment | Adjusted Capacity | Adopted LOS Capacity (100% Gross) | % of LOS Capacity Level | Projected Enrollment | Projected LOS Capacity (100% Gross) | Adjusted Capacity | Includes Additions | % of LOS Capacity Level | Additional Perm Capacity From New Schools | New School | ESE Clusters | Projected Enrollment | Projected LOS Capacity (100% Gross) | Adjusted Capacity | Includes Additions | % of LOS Capacity Level | Projected Enrollment | Projected LOS Capacity (100% Gross) | Adjusted Capacity | Includes Additions | % of LOS Capacity Level | Projected Enrollment | Projected LOS Capacity (100% Gross) | Adjusted Capacity | Includes Additions | % of LOS Capacity Level | | |
| 1 | 3 | 0121 | HOLLYWOOD CENTRAL ELEMENTARY | 709 | 488 | 709 | 709 | 68.5% | 1 | 486 | 709 | 709 | 66.1% | 1 | 458 | 756 | 756 | 58.9% | 1 | 445 | 756 | 756 | 58.9% | 1 | 438 | 756 | 756 | 57.8% | 1 | | | | |
| 1 | 3 | 0111 | HOLLYWOOD HILLS ELEMENTARY | 768 | 735 | 768 | 768 | 95.7% | 1 | 749 | 768 | 768 | 97.1% | 1 | 743 | 845 | 845 | 87.9% | 1 | 739 | 845 | 845 | 87.5% | 1 | 736 | 845 | 845 | 87.1% | 1 | | | | |
| 1 | 3 | 1761 | HOLLYWOOD PARK ELEMENTARY | 593 | 503 | 593 | 593 | 84.8% | 1 | 521 | 593 | 593 | 88.9% | 1 | 534 | 652 | 652 | 81.9% | 1 | 540 | 652 | 652 | 82.8% | 1 | 547 | 652 | 652 | 83.8% | 1 | | | | |
| 1 | 3 | 0831 | LAKE FOREST ELEMENTARY | 928 | 694 | 928 | 928 | 74.8% | 1 | 648 | 928 | 928 | 68.5% | 1 | 636 | 928 | 928 | 68.5% | 1 | 627 | 928 | 928 | 78.1% | 1 | 613 | 928 | 928 | 75.8% | 1 | | | | |
| 1 | 3 | 3591 | LAKESIDE ELEMENTARY | 798 | 776 | 798 | 798 | 97.2% | 1 | 762 | 798 | 798 | 96.5% | 1 | 770 | 798 | 798 | 96.5% | 1 | 778 | 818 | 818 | 96.1% | 1 | 794 | 818 | 818 | 97.1% | 1 | | | | |
| 1 | 3 | 0531 | MIRAMAR ELEMENTARY | 947 | 695 | 947 | 947 | 73.4% | 1 | 672 | 947 | 947 | 69.4% | 1 | 657 | 947 | 947 | 69.4% | 1 | 634 | 1,022 | 1,022 | 60.7% | 1 | 604 | 1,022 | 1,022 | 59.1% | 1 | | | | |
| 1 | 3 | 0461 | OKMURRIE ELEMENTARY | 721 | 444 | 721 | 721 | 61.6% | 1 | 429 | 721 | 721 | 59.5% | 1 | 421 | 721 | 721 | 59.4% | 1 | 402 | 666 | 666 | 62.0% | 1 | 417 | 666 | 666 | 62.8% | 1 | | | | |
| 1 | 3 | 0711 | ORANGE BROOK ELEMENTARY | 830 | 674 | 830 | 830 | 81.2% | 1 | 651 | 830 | 830 | 76.6% | 1 | 636 | 830 | 830 | 76.6% | 1 | 620 | 913 | 913 | 65.9% | 1 | 607 | 913 | 913 | 66.5% | 1 | | | | |
| 1 | 3 | 3311 | PALM COVE ELEMENTARY | 1,049 | 674 | 1,049 | 1,049 | 64.3% | 1 | 647 | 1,049 | 1,049 | 61.7% | 1 | 637 | 1,049 | 1,049 | 60.7% | 1 | 626 | 958 | 958 | 64.7% | 1 | 607 | 958 | 958 | 63.4% | 1 | | | | |
| 1 | 3 | 3571 | PANTHER RUN ELEMENTARY | 800 | 549 | 800 | 800 | 68.6% | 1 | 540 | 800 | 800 | 67.5% | 1 | 533 | 800 | 800 | 66.6% | 1 | 525 | 856 | 856 | 60.4% | 1 | 526 | 856 | 856 | 61.4% | 1 | | | | |
| 1 | 3 | 2071 | PASADENA LAKES ELEMENTARY | 710 | 545 | 710 | 710 | 76.8% | 1 | 542 | 710 | 710 | 76.3% | 1 | 530 | 710 | 710 | 74.6% | 1 | 537 | 781 | 781 | 68.4% | 1 | 543 | 781 | 781 | 69.5% | 1 | | | | |
| 1 | 3 | 2661 | PEMBROKE LAKES ELEMENTARY | 741 | 655 | 741 | 741 | 88.4% | 1 | 654 | 741 | 741 | 88.3% | 1 | 678 | 741 | 741 | 91.5% | 1 | 666 | 718 | 718 | 92.8% | 1 | 661 | 718 | 718 | 94.8% | 1 | | | | |
| 1 | 3 | 1221 | PEMBROKE PINES ELEMENTARY | 709 | 594 | 709 | 709 | 83.8% | 1 | 590 | 709 | 709 | 83.2% | 1 | 581 | 709 | 709 | 81.9% | 1 | 570 | 659 | 659 | 86.5% | 1 | 563 | 659 | 659 | 85.4% | 1 | | | | |
| 1 | 3 | 1631 | PERRY ANNABEL C. ELEMENTARY | 1,063 | 797 | 1,063 | 1,063 | 75.0% | 1 | 813 | 1,063 | 1,063 | 76.8% | 1 | 816 | 1,063 | 1,063 | 76.8% | 1 | 819 | 989 | 989 | 82.9% | 1 | 825 | 989 | 989 | 83.4% | 1 | | | | |
| 1 | 3 | 2861 | PINES LAKES ELEMENTARY | 927 | 565 | 927 | 927 | 60.9% | 1 | 544 | 927 | 927 | 58.7% | 1 | 528 | 927 | 927 | 57.0% | 1 | 511 | 1,020 | 1,020 | 50.1% | 1 | 509 | 1,020 | 1,020 | 49.9% | 1 | | | | |
| 1 | 3 | 2871 | SEA CASTLE ELEMENTARY | 1,052 | 829 | 1,052 | 1,052 | 78.8% | 1 | 836 | 1,052 | 1,052 | 79.5% | 1 | 827 | 1,052 | 1,052 | 78.6% | 1 | 844 | 1,137 | 1,137 | 74.2% | 1 | 839 | 1,137 | 1,137 | 73.8% | 1 | | | | |
| 1 | 3 | 1811 | SHERIDAN HILLS ELEMENTARY | 607 | 509 | 607 | 607 | 83.9% | 1 | 487 | 607 | 607 | 80.2% | 1 | 461 | 607 | 607 | 75.9% | 1 | 435 | 668 | 668 | 61.2% | 1 | 410 | 668 | 668 | 61.4% | 1 | | | | |

Data contained within this Level of Service Plan reflects information available at the time of printing.
 Level 1 Meets Level of Service * LOS will be met via School Board Policy 5000
 Level 2 Does not meet Level of Service Q LOS Capacity includes qualified relocatable capacity as mandated by S. 103.318(6)(e), Florida Statutes
 Projected Enrollment as of Spring 2017 Update
 FISH as of April 2017

1 Does not reflect capacity reduction from transference of Modular Classrooms from site to Heron Heights and Park Trails Elementary Schools, approved by the School Board on May 17, 2016

Broward County Public Schools Level of Service Plan for Capital Planning

| Type | Area | School | 16/17 | | | | | 17/18 | | | | | 18/19 | | | | | 19/20 | | | | | 20/21 | | | | | 21/22 | | | | | | |
|------|------|--------------------------------|----------------|---------------------|--------------------------------|-------------|-------------------|----------------------|---------------------------|-------------------|--------------------|-------------------|----------------------|---------------------------|-------------------|--------------------|-------------------|----------------------|---------------------------|-------------------|--------------------|-------------------|----------------------|---------------------------|-------------------|--------------------|-------------------|----------------------|---------------------------|-------------------|--------------------|-------------------|----------------------|---|
| | | | Gross Capacity | 20th Day Enrollment | Adjusted Capacity (100% Gross) | Adopted LOS | % of LOS Capacity | Projected Enrollment | LOS Capacity (100% Gross) | Adjusted Capacity | Includes Additions | % of LOS Capacity | Projected Enrollment | LOS Capacity (100% Gross) | Adjusted Capacity | Includes Additions | % of LOS Capacity | Projected Enrollment | LOS Capacity (100% Gross) | Adjusted Capacity | Includes Additions | % of LOS Capacity | Projected Enrollment | LOS Capacity (100% Gross) | Adjusted Capacity | Includes Additions | % of LOS Capacity | Projected Enrollment | LOS Capacity (100% Gross) | Adjusted Capacity | Includes Additions | % of LOS Capacity | Projected Enrollment | |
| 1 | 3 | 1321 SHERIDAN PARK ELEMENTARY | 810 | 683 | 810 | 810 | 84.3% | 1 | 692 | 810 | 810 | 85.4% | 1 | 699 | 810 | 810 | 86.3% | 1 | 706 | 891 | 891 | 79.2% | 1 | 713 | 891 | 891 | 80.0% | 1 | 721 | 891 | 891 | 80.9% | 1 | |
| 1 | 3 | 3371 SILVER LAKES ELEMENTARY | 796 | 443 | 796 | 796 | 55.7% | 1 | 434 | 796 | 796 | 54.5% | 1 | 414 | 796 | 796 | 52.0% | 1 | 396 | 856 | 856 | 46.3% | 1 | 407 | 856 | 856 | 47.5% | 1 | 390 | 856 | 856 | 45.6% | 1 | |
| 1 | 3 | 3491 SILVER PALMS ELEMENTARY | 816 | 650 | 816 | 816 | 79.7% | 1 | 672 | 816 | 816 | 82.4% | 1 | 692 | 816 | 816 | 84.8% | 1 | 707 | 898 | 898 | 78.7% | 1 | 723 | 898 | 898 | 80.5% | 1 | 739 | 898 | 898 | 82.3% | 1 | |
| 1 | 3 | 3581 SILVER SHORES ELEMENTARY | 820 | 476 | 820 | 820 | 58.0% | 1 | 459 | 820 | 820 | 58.0% | 1 | 438 | 820 | 820 | 53.4% | 1 | 429 | 902 | 902 | 47.8% | 1 | 414 | 902 | 902 | 45.9% | 1 | 399 | 902 | 902 | 44.2% | 1 | |
| 1 | 3 | 0691 STIRLING ELEMENTARY | 767 | 629 | 767 | 767 | 82.0% | 1 | 620 | 767 | 767 | 80.8% | 1 | 604 | 767 | 767 | 78.7% | 1 | 626 | 771 | 771 | 81.2% | 1 | 621 | 771 | 771 | 80.5% | 1 | 623 | 771 | 771 | 80.8% | 1 | |
| 1 | 3 | 3661 SUNSET LAKES ELEMENTARY | 1,300 | 850 | 1,300 | 1,300 | 65.4% | 1 | 867 | 1,300 | 1,300 | 66.7% | 1 | 864 | 1,300 | 1,300 | 66.5% | 1 | 872 | 1,430 | 1,430 | 61.0% | 1 | 879 | 1,430 | 1,430 | 61.5% | 1 | 887 | 1,430 | 1,430 | 62.0% | 1 | |
| 1 | 3 | 1171 SUNSHINE ELEMENTARY | 893 | 645 | 893 | 893 | 72.2% | 1 | 633 | 893 | 893 | 70.9% | 1 | 644 | 893 | 893 | 72.1% | 1 | 632 | 883 | 883 | 71.6% | 1 | 638 | 883 | 883 | 72.3% | 1 | 638 | 883 | 883 | 72.3% | 1 | |
| 1 | 3 | 0511 WATKINS ELEMENTARY | 814 | 605 | 814 | 814 | 74.3% | 1 | 566 | 814 | 814 | 69.5% | 1 | 552 | 814 | 814 | 67.8% | 1 | 536 | 895 | 895 | 59.9% | 1 | 526 | 895 | 895 | 58.8% | 1 | 510 | 895 | 895 | 57.0% | 1 | |
| 1 | 3 | 0161 WEST HOLLYWOOD ELEMENTARY | 687 | 572 | 687 | 687 | 83.3% | 1 | 544 | 687 | 687 | 79.2% | 1 | 530 | 687 | 687 | 77.1% | 1 | 521 | 657 | 657 | 79.3% | 1 | 528 | 657 | 657 | 80.4% | 1 | 521 | 657 | 657 | 79.9% | 1 | |
| 2 | 3 | 1791 APOLLO MIDDLE | 1,558 | 1,279 | 1,558 | 1,558 | 82.1% | 1 | 0 | 1,246 | 1,558 | 1,558 | 80.0% | 1 | 1,258 | 1,558 | 1,558 | 80.7% | 1 | 1,271 | 1,365 | 1,365 | 93.1% | 1 | 1,283 | 1,365 | 1,365 | 94.0% | 1 | 1,296 | 1,365 | 1,365 | 94.9% | 1 |
| 2 | 3 | 0343 ATTUCKS MIDDLE | 1,227 | 640 | 1,227 | 1,227 | 52.2% | 1 | 673 | 1,227 | 1,227 | 54.8% | 1 | 677 | 1,227 | 1,227 | 55.2% | 1 | 683 | 1,350 | 1,350 | 50.8% | 1 | 689 | 1,350 | 1,350 | 51.0% | 1 | 695 | 1,350 | 1,350 | 51.5% | 1 | |
| 2 | 3 | 0661 DRIFTWOOD MIDDLE | 1,729 | 1,365 | 1,729 | 1,729 | 78.9% | 1 | 1,347 | 1,729 | 1,729 | 77.9% | 1 | 1,285 | 1,729 | 1,729 | 74.3% | 1 | 1,224 | 1,837 | 1,837 | 86.6% | 1 | 1,184 | 1,837 | 1,837 | 84.5% | 1 | 1,165 | 1,837 | 1,837 | 83.4% | 1 | |
| 2 | 3 | 2021 GLADES MIDDLE | 2,060 | 1,257 | 2,060 | 2,060 | 61.0% | 1 | 1,204 | 2,060 | 2,060 | 58.4% | 1 | 1,184 | 2,060 | 2,060 | 57.5% | 1 | 1,200 | 2,060 | 2,060 | 58.3% | 1 | 1,204 | 2,060 | 2,060 | 58.4% | 1 | 1,199 | 2,060 | 2,060 | 58.2% | 1 | |
| 2 | 3 | 3931 GULFSTREAM MIDDLE | | | | | | | | | | | | | | | | | | | | | | | | | | | | | | | | |
| 2 | 3 | 0481 MCNICOL MIDDLE | 1,303 | 807 | 1,303 | 1,303 | 61.9% | 1 | 791 | 1,303 | 1,303 | 60.7% | 1 | 778 | 1,303 | 1,303 | 59.7% | 1 | 771 | 1,433 | 1,433 | 53.8% | 1 | 765 | 1,433 | 1,433 | 53.4% | 1 | 745 | 1,433 | 1,433 | 52.0% | 1 | |
| 2 | 3 | 3911 NEW RENAISSANCE MIDDLE | 1,547 | 1,133 | 1,547 | 1,547 | 73.2% | 1 | 1,150 | 1,547 | 1,547 | 74.3% | 1 | 1,167 | 1,547 | 1,547 | 75.4% | 1 | 1,143 | 1,702 | 1,702 | 67.2% | 1 | 1,122 | 1,702 | 1,702 | 65.9% | 1 | 1,134 | 1,702 | 1,702 | 66.6% | 1 | |
| 2 | 3 | 0471 OLSEN MIDDLE | 1,125 | 708 | 1,125 | 1,125 | 62.9% | 1 | 688 | 1,125 | 1,125 | 61.2% | 1 | 658 | 1,125 | 1,125 | 58.5% | 1 | 627 | 1,238 | 1,238 | 50.6% | 1 | 587 | 1,238 | 1,238 | 48.2% | 1 | 566 | 1,238 | 1,238 | 45.7% | 1 | |

Data contained within this Level of Service Plan reflects information available at the time of printing.

Level 1 Meets Level of Service

Level 2 Does not meet Level of Service

Projected Enrollment as of Spring 2017 Update

FISH as of April 2017

* LOS will be met via School Board Policy 5000

Q LOS Capacity includes qualified relocatable capacity as mandated by S. 103.318(6)(e), Florida Statutes

1 Does not reflect capacity reduction from transference of Modular Classrooms from site to Heron Heights and Park Trails Elementary Schools, approved by the School Board on May 17, 2016

Broward County Public Schools Level of Service Plan for Capital Planning

| Type | Area | School | 15/16 | | | | | 16/17 | | | | | 17/18 | | | | | 18/19 | | | | | 19/20 | | | | | 20/21 | | | | |
|------|------|---|----------------|---------------------|--------------------------------|-------------|--------------------|-------------------|----------------------|---------------------------|-------------------|--------------------|-------------------|---|------------|----------------------|---------------------------|-------------------|--------------------|-------------------|----------------------|--------------------------|-------------------|--------------------|-------------------|----------------------|--------------------------|-------------------|--------------------|-------------------|--|--|
| | | | Gross Capacity | 20th Day Enrollment | Adjusted Capacity (100% Gross) | Adopted LOS | Includes Additions | % of LOS Capacity | Projected Enrollment | LOS Capacity (100% Gross) | Adjusted Capacity | Includes Additions | % of LOS Capacity | Additional Perm Capacity From New Schools | New School | Projected Enrollment | LOS Capacity (100% Gross) | Adjusted Capacity | Includes Additions | % of LOS Capacity | Projected Enrollment | LOS Capacity (100% Perm) | Adjusted Capacity | Includes Additions | % of LOS Capacity | Projected Enrollment | LOS Capacity (100% Perm) | Adjusted Capacity | Includes Additions | % of LOS Capacity | | |
| 2 | 3 | 1011 PERRY, HENRY D MIDDLE | 1,769 | 964 | 1,769 | 1,769 | 54.5% | 1 | 922 | 1,769 | 1,769 | 50.9% | 1 | 873 | 1,946 | 1,946 | 44.9% | 1 | 866 | 1,946 | 1,946 | 44.5% | 1 | 845 | 1,946 | 1,946 | 43.4% | 1 | | | | |
| 2 | 3 | 1881 PINES MIDDLE | 1,492 | 1,404 | 1,492 | 1,492 | 94.1% | 1 | 1,417 | 1,492 | 1,492 | 95.0% | 1 | 1,471 | 1,492 | 1,492 | 98.6% | 1 | 1,551 | 1,293 | 1,293 | 120.0% | 2 | 1,543 | 1,293 | 1,293 | 119.3% | 2 | | | | |
| 2 | 3 | 2571 PIONEER MIDDLE | 1,785 | 1,489 | 1,785 | 1,785 | 83.4% | 1 | 1,476 | 1,785 | 1,785 | 82.7% | 1 | 1,453 | 1,785 | 1,785 | 81.4% | 1 | 1,448 | 1,593 | 1,593 | 90.9% | 1 | 1,443 | 1,593 | 1,593 | 90.2% | 1 | | | | |
| 2 | 3 | 3331 SILVER TRAIL MIDDLE | 1,302 | 1,062 | 1,302 | 1,302 | 83.1% | 1 | 1,103 | 1,302 | 1,302 | 83.9% | 1 | 1,052 | 1,302 | 1,302 | 83.9% | 1 | 1,111 | 1,432 | 1,432 | 77.6% | 1 | 1,083 | 1,432 | 1,432 | 75.6% | 1 | | | | |
| 2 | 3 | 3001 YOUNG WALTER C. MIDDLE | 2,315 | 2,279 | 2,315 | 2,315 | 98.4% | 1 | 2,347 | 2,315 | 2,315 | 102.2% | 2 | 2,366 | 2,315 | 2,315 | 102.2% | 2 | 2,384 | 2,494 | 2,494 | 95.6% | 1 | 2,402 | 2,494 | 2,494 | 96.3% | 1 | | | | |
| 3 | 3 | 1931 COOPER CITY HIGH | 2,960 | 2,412 | 2,960 | 2,960 | 80.9% | 1 | 2,360 | 2,960 | 2,960 | 79.2% | 1 | 2,309 | 2,960 | 2,960 | 77.5% | 1 | 2,335 | 2,960 | 2,960 | 78.4% | 1 | 2,298 | 2,960 | 2,960 | 77.1% | 1 | | | | |
| 3 | 3 | 3731 EVERGLADES HIGH | 3,034 | 2,762 | 3,034 | 3,034 | 91.0% | 1 | 2,689 | 3,034 | 3,034 | 88.6% | 1 | 2,616 | 3,034 | 3,034 | 88.2% | 1 | 2,643 | 3,155 | 3,155 | 80.6% | 1 | 2,470 | 3,155 | 3,155 | 78.3% | 1 | | | | |
| 3 | 3 | 3391 FLANAGAN CHARLES W. HIGH | 1,821 | 1,403 | 1,821 | 1,821 | 77.0% | 1 | 1,368 | 1,821 | 1,821 | 75.1% | 1 | 1,380 | 1,821 | 1,821 | 75.8% | 1 | 1,394 | 1,797 | 1,797 | 77.9% | 1 | 1,408 | 1,797 | 1,797 | 78.4% | 1 | | | | |
| 3 | 3 | 0403 HALLANDALE HIGH | 2,667 | 1,921 | 2,667 | 2,667 | 72.0% | 1 | 1,800 | 2,667 | 2,667 | 67.5% | 1 | 1,737 | 2,667 | 2,667 | 65.1% | 1 | 1,745 | 2,438 | 2,438 | 71.5% | 1 | 1,752 | 2,438 | 2,438 | 71.9% | 1 | | | | |
| 3 | 3 | 1661 HOLLYWOOD HILLS HIGH | 2,330 | 2,177 | 2,330 | 2,330 | 93.4% | 1 | 2,233 | 2,330 | 2,330 | 95.8% | 1 | 2,218 | 2,330 | 2,330 | 95.2% | 1 | 2,209 | 2,432 | 2,432 | 90.8% | 1 | 2,188 | 2,432 | 2,432 | 90.0% | 1 | | | | |
| 3 | 3 | 0241 MCARTHUR HIGH | 2,736 | 2,513 | 2,736 | 2,736 | 91.8% | 1 | 2,323 | 2,736 | 2,736 | 84.9% | 1 | 2,280 | 2,736 | 2,736 | 83.3% | 1 | 2,290 | 2,827 | 2,827 | 81.0% | 1 | 2,277 | 2,827 | 2,827 | 80.5% | 1 | | | | |
| 3 | 3 | 1751 MIRAMAR HIGH | 2,289 | 2,236 | 2,289 | 2,289 | 97.7% | 1 | 2,235 | 2,289 | 2,289 | 97.6% | 1 | 2,261 | 2,289 | 2,289 | 98.8% | 1 | 2,248 | 2,518 | 2,518 | 89.3% | 1 | 2,272 | 2,518 | 2,518 | 90.2% | 1 | | | | |
| 3 | 3 | 0171 SOUTH BROWARD HIGH | 2,755 | 2,724 | 2,755 | 2,755 | 98.9% | 1 | 2,668 | 2,755 | 2,755 | 96.9% | 1 | 2,670 | 2,755 | 2,755 | 96.9% | 1 | 2,672 | 3,031 | 3,031 | 88.2% | 1 | 2,674 | 3,031 | 3,031 | 88.2% | 1 | | | | |
| 6 | 3 | 0131 WEST BROWARD HIGH | 1,965 | 1,569 | 1,966 | 1,966 | 80.8% | 1 | 1,538 | 1,966 | 1,966 | 78.2% | 1 | 1,628 | 1,966 | 1,966 | 82.8% | 1 | 1,638 | 1,636 | 1,636 | 100.1% | 2 | 1,649 | 1,636 | 1,636 | 100.8% | 2 | | | | |
| 6 | 3 | 0131 GULFSTREAM ACADEMY OF HALLANDALE BEACH | | | | | | | | | | | 250 | | | | | | | | | | | | | | | | | | | |

Data contained within this Level of Service Plan reflects information available at the time of printing.

Level 1 Meets Level of Service * LOS will be met via School Board Policy 5000

Level 2 Does not meet Level of Service

Projected Enrollment as of Spring 2017 Update

FISH as of April 2017

1 Does not reflect capacity reduction from transference of Modular Classrooms from site to Heron Heights and Park Trails Elementary Schools, approved by the School Board on May 17, 2016

ALLOCATION OF RESOURCES**(CCC Settlement Agreement – Condition #8)**

The Citizens Concerned about our Children (CCC) Settlement Agreement specifies nine conditions, each of which is intended to ensure that diversity and equity is promoted within Broward County Public Schools. Under each condition of the Agreement, the BCPS with the cooperation of the District's Diversity Committee established standards to address the terms of the Agreement. Condition #8 of the CCC Settlement with the School District requires that the 5-year capital plan and subsequent 5-year capital plans be developed using a structured public analysis.

The District's needs are far beyond what is allocated in this plan but an effort was made to provide resources to improve existing schools to achieve the District's mission of educating all students to reach their highest potential. This 5-year capital plan is an equitable funding plan. All of the dollars allocated in the plan are for schools that are already in operation, to service the debt on the construction financing for many of these schools and to support educational programs at schools throughout the County. The District is committed to updating and upkeeping all schools in a condition that meets the needs of the students and provides benefit to the communities. The District believes that this plan fulfills condition #8 of the CCC Settlement Agreement with regard to the equitable allocation of capital outlay funds.

10 AND 20 YEAR PLAN

Over the next 10 and 20 years, there are many capital funding needs in the Broward County School District. The District will continue to assess and evaluate the capital needs in its determination to renovate, update and modernize its facilities.

| Themes: Bio-Technology, Performing and Visual Art (PVA), Turnaround Arts, International Studies, and Technical Schools. * Note: This represents Year Two of the Five Year Magnet Capital cycle and prepared by theme. | | |
|---|-----------------------|----------------------|
| School | Program | Capital Amount |
| Dillard HS | PVA | 56,000 |
| Atlantic Technical HS | Technical | 36,000 |
| McFatter Technical HS | Technical | 36,000 |
| Northeast HS | Bio-Technology | 21,000 |
| Sheridan Technical HS | Technical | 36,000 |
| Total/HS Programs | | \$ 185,000.00 |
| | | |
| Crystal Lake MS | International Studies | 15,000 |
| McNicol MS | International Studies | 15,000 |
| Parkway MS | PVA | 46,000 |
| Total/MS Programs | | \$ 76,000.00 |
| | | |
| Bethune ES | PVA Turnaround Arts | 31,000 |
| Deerfield Park ES | PVA | 31,000 |
| North Andrews Gardens ES | PVA | 31,000 |
| Walker ES | PVA Turnaround Arts | 31,000 |
| Total/Elementary Programs | | \$ 124,000.00 |
| | | |
| | | |
| | Grand Total | \$ 385,000.00 |

Innovative Programs
2017-2018
Capital Request Year One

| Themes: Aeronautical, Performing and Visual Arts, STEM, College Prep, Sports Med., Flanagan Zone, Project-Based, and FBI Academy | | |
|--|---|----------------------|
| School | Program | Capital Allocation |
| Everglades HS | FBI Academy | 10,000.00 |
| Everglades HS | Sports Medicine | 18,000.00 |
| Flanagan HS | Flanagan Innovation Zone University | 10,000.00 |
| Stoneman Douglas HS | Performing Arts | 15,000.00 |
| Taravella HS | Pre-Engineering/STEAM | 20,000.00 |
| Western HS | STEM Academy | 30,000.00 |
| Total/HS Programs | | \$ 103,000.00 |
| Gulfstream K-8 | Rhino-Fab & STEM Zone | 10,000.00 |
| Lauderdale Lakes MS | Academy of College Readiness & Vocational Studies: Pre-Law & Pre-Med | 8,000.00 |
| Margate MS | College Prep | 8,000.00 |
| Millennium MS | Pre-AP Collge Academy | 8,000.00 |
| New Renaissance MS | Performing Arts Academy | 5,000.00 |
| New Renaissance MS | International Baccalaureate | 12,500.00 |
| Ramblewood MS | Pre-Engineering/STEAM | 8,000.00 |
| Silver Trail MS | Pre-Advanced Placement Reading Research Program | 8,000.00 |
| Walter C. Young MS | Flanagan Innovation Zone University | 8,000.00 |
| Westglades MS | Fine Arts Initiative | 5,000.00 |
| Westpine MS | Advanced Academic Academy: A3 | 8,000.00 |
| Total/MS Programs | | \$ 88,500.00 |
| A.C. Perry K-8 | International Baccalaureate | 6,000.00 |
| Country Hills ES | STEM | 5,000.00 |
| Lake Forest ES | STEM/Hallandale Zone | 5,000.00 |
| Lakeside ES | Flanagan Innovation Zone University | 6,000.00 |
| Lloyd Estates ES | STEM | 5,000.00 |
| Manatee Bay ES | STEM | 5,000.00 |
| Maplewood ES | Pre-Engineering/STEAM | 5,000.00 |
| Norcrest ES | TIGERS/STEM | 5,000.00 |
| Orangebrook ES | TIPSS | 5,000.00 |
| Park Lakes ES | STREAM Academy | 5,000.00 |
| Parkside ES | Project-Based Learning | 5,000.00 |
| Sheridan Park ES | STEAM | 5,000.00 |
| Village ES | STAMP | 5,000.00 |
| Watkins ES | STEM/Hallandale Zone | 5,000.00 |
| West Hollywood ES | Aeronautical Sciences | 5,000.00 |
| Total/ES Programs | | \$ 77,000.00 |
| Grand Total | | \$ 268,500.00 |

Created by 24289/revised LM