



Broward County Public Schools Ed Talk 2013

FORUM 10.12.2013

Table of Contents

Ed Talk 2012 Introduction	3
BCPS 2013 – 2014 Fact Sheet	4
BCPS Three Year Strategic Plan - Ed Talk 2013	5
Forum Structure - Ed Talk 2013	6
Agenda	7
Who Attended – Demographic Info	8
Ed Talk 2013 – Presentation Summary	10
Presentation #1: Focusing On Our Future	11
Discussion #1: Imagine A Successful College And Career Ready Graduate	12
Presentation #2: Charting Our Course	16
Discussion #2: What Questions Do You Have About The Direction In Which We Are Moving?	18
Discussion #3: What Other Factors Should Be Included In Measuring Student Success?	19
Presentation #3: Investing In Our Students Future	23
Discussion #4: What Should BCPS Do To Overcome These Challenges?	25
Presentation 4: Supporting Our Students	26
Presentation 4: Answers To Questions Asked Before And After Presentations	27
Presentation 4: Early Childhood Conference Polling Slides	29
Conclusions	30
Evaluation Results	31
Scenes from the Day	35

EdTalk Introduction

Ed Talk 2012

In September of 2012, Broward County Public Schools hosted the first annual Ed Talk public forum to obtain input from all stakeholders on the development and implementation of the District's Strategic Plan.

The goals of Ed Talk 2012 were to:

- Bring a diverse cross-section of the community together to share the vision, mission and values of Broward County Public Schools in order to drive the development of the District's Strategic Plan.
- Actively engage community members in a discussion of the needs of Broward County Public Schools and using those needs to create specific priorities to further develop the District's Strategic Plan.
- Identify a clear direction for continuing to develop and implement the District's Strategic Plan. Encourage a sense of ownership of the District's Strategic Plan and commitment to its goals among involved community members.

More than 400 community members attended Ed Talk 2012 including parents, students, elected officials, and representatives of business, higher education, community organizations and faith-based institutions.

During this 2½- hour forum, participants were given a series of discussion points to address different components of the Strategic Plan. Small groups of 10 participants per table were guided by a facilitator, which allowed for optimum collaboration. The use of keypads after each discussion made it possible to capture, summarize and immediately share responses with all attendees.

The Ed Talk 2012 forum resulted in a finalized, three year Strategic Plan for the Broward County Public School System.

Fact Sheet

2013-2014 DISTRICT PROFILE



Number of Schools

Elementary	140
Middle	40
High	32
Combination	3
Centers	14
Total	229

Charter Schools 95

Grand Total 324

Includes elementary, middle and high virtual schools.



2013 School Grades Breakdown

Elementary and middle schools

A	48
B	47
C	47
D	30
F	9

BCPS centers do not receive letter grades from the state.

2013 Charter School Grades Breakdown

Elementary and middle schools

A	17
B	11
C	15
D	6
F	4
N	9 (no grade issued due to low enrollment number)

Charters offering alternative education and those serving K-2 or K-3 students do not receive letter grades from the state.



2013 High School Grades Breakdown

A	21
B	8
C	3
D	0
F	0

Includes Broward Virtual School.

2013 Charter High School Grades Breakdown

A	4
B	2
C	0
D	0
F	0

2013/14 Enrollment

(Benchmark Day Count - 9/9/13)

Pre-K	4,323
K - 5	97,368
6 - 8	49,135
9 - 12	68,496
Centers	5,633
Charter Schools	37,608

Total 262,563

Personnel

(As of 9/10/13)

Total instructional staff	14,368
Clerical, support staff, etc.	9,655
Administrators	1,240

Total number of permanent employees

(above groups combined) 25,263

Total number of Substitute/Temporary 6,617

Total employees 31,880

Career, Technical, Adult and Community Education

Approximately 175,000 adult students are served each year at BCPS Technical, Adult and Community Schools.

2013/14 Student Racial/Ethnic Distribution

(Includes Charters)

	Percentage	Number
White	50.7	133,180
Black	40.6	106,584
Asian	3.7	9,597
Native American or Native Alaskan	1.5	3,848
Native Hawaiian or Pacific Islander	0.2	401
Multiracial	3.4	8,953
Ethnically Hispanic	29.6	77,826
Ethnically Non-Hispanic	70.4	184,737

BCPS serves a diverse student population. Students are from 204 different countries and speak 130 different languages.
Due to rounding, numbers may not total 100 percent.

Average Pupil Expenditure

(As of school year ending June 30, 2013)

Basic K-12	\$5,480
ESOL	\$6,723
ESE	\$10,617
Career Ed 9-12*	\$10,999

**The increase in cost per student in Career Ed 9-12 is due to a change in FTE reporting in 2012/13.*

www.browardschools.com

Broward County Public Schools
600 SE 3rd Ave • Fort Lauderdale
FL 33301 • 754-321-0000





BCPS Three Year Strategic Plan

Vision Statement:

Educating today's students to succeed in tomorrow's world.

Mission Statement:

Broward County Public Schools (BCPS) is committed to educating all students to reach their highest potential.



Ed Talk 2013:

On October 12th, 2013, Broward County Public Schools hosted the second annual Ed Talk public forum to:

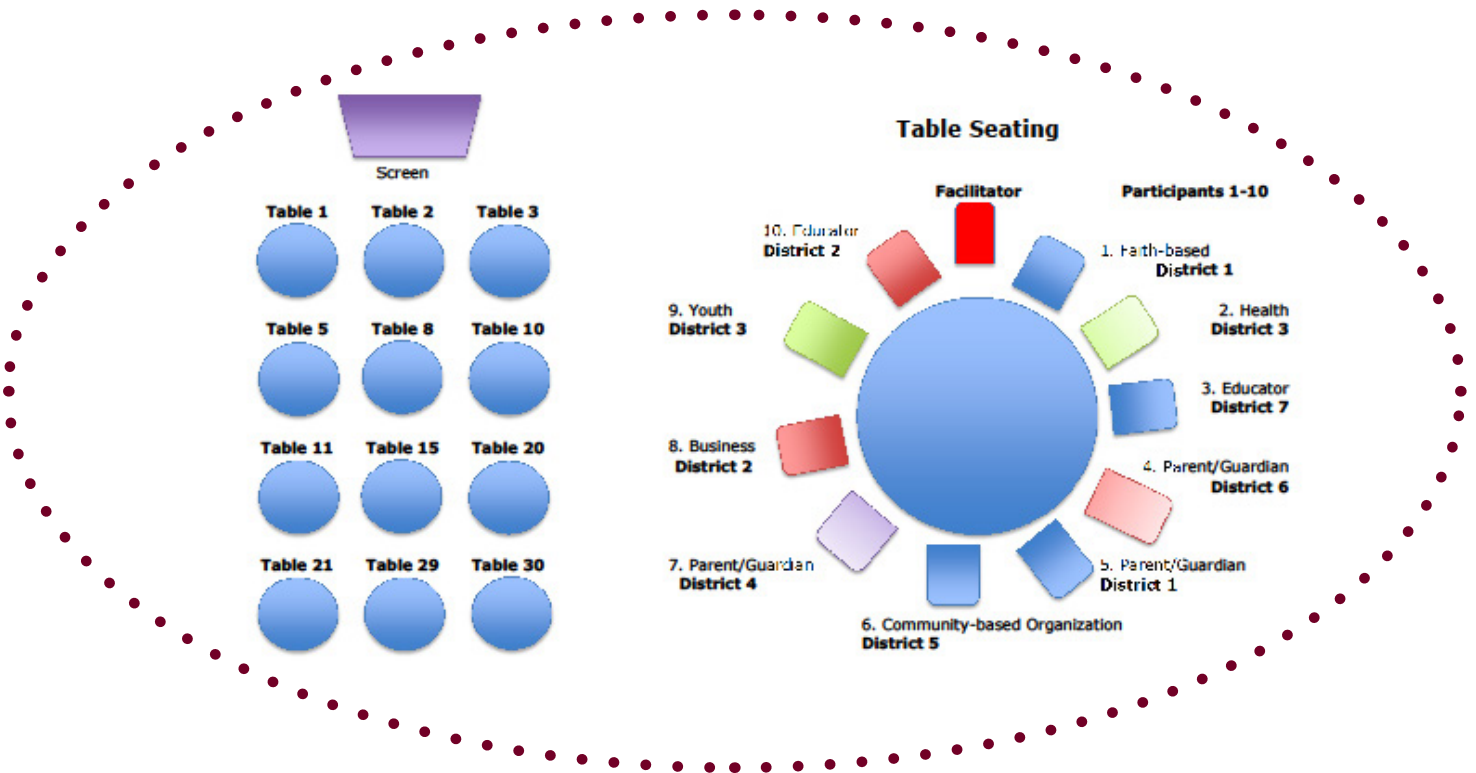
1. Continue the dialogue with community stakeholders.
2. Provide an update of the District's accomplishments in finalizing, implementing and communicating about the Strategic Plan.
3. Expand community outreach and active participation by a wider range of individuals, businesses and organizations.
4. Leverage the momentum of the event to increase its impact.
5. Provide opportunities for attendees to develop action plans that continue the work through ongoing dialogue, organization and activities around the topics discussed.



Forum Structure

Ed Talk 2013

Meetings were structured to allow for optimum collaboration among participants. Small groups of 10 participants were formed and paired with a facilitator to guide discussion and ensure all ideas were voiced. After each topic's discussion, participants were asked to reach table consensus, submit the "headline" captured on laptops, and then share their prioritized responses using a keypad. The use of keypads enabled the aggregation and summarization of participant feedback and allowed the lead facilitator to immediately share the room's results with attendees.



Agenda

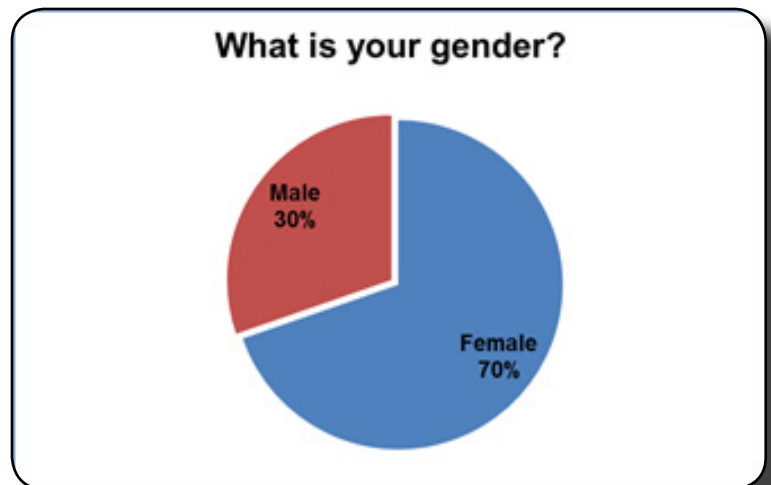
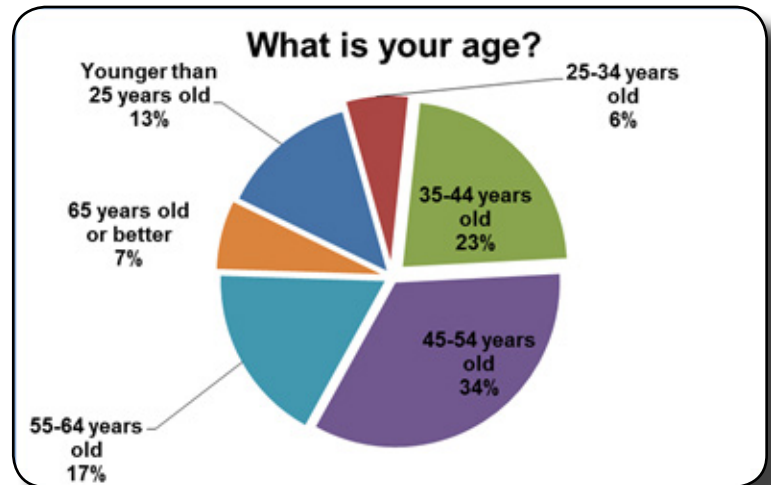
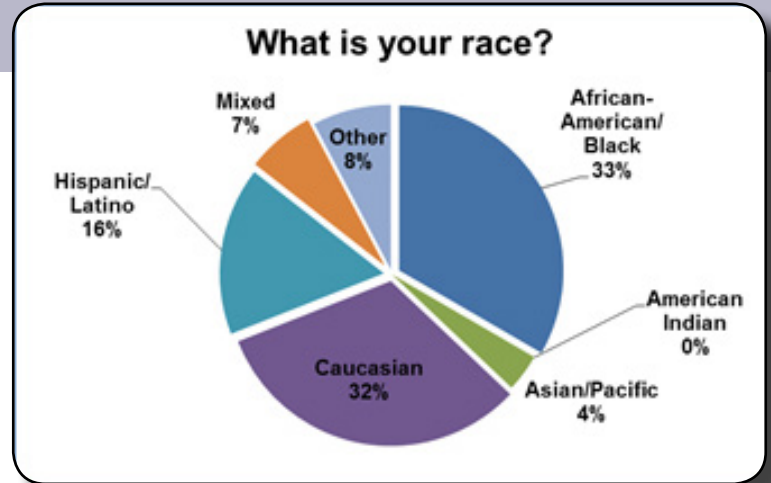
Broward County Public Schools - Ed Talk 2013 October 12, 2013

- 8:00 a.m.** **Registration, Networking and Continental Breakfast**
- 8:50 a.m.** **Table Introductions**
- 9:00 a.m.** **Welcome and Program Introductions**
Ms. Laurie Rich Levinson, School Board Chair
Ms. Sarah Park, Student
Mr. Robert Runcie, Superintendent
- Today's Program**
Mr. Hubert Morgan, Stanhope Consulting
- Keypad Polling: Who's in the Room?**
- Presentation I: Focusing on Our Future**
Mr. Robert Runcie, Superintendent
Mr. Christopher Clayton Burns, Student
- Table Discussion I: Imagine a successful college and career ready graduate**
- Keypad Polling: Pre-Survey questions**
- Presentation II: Charting Our Course**
Dr. Desmond Blackburn, Chief School Performance and Accountability Officer
Mr. Jose Dotres, Chief Academic Officer
- Keypad Polling**
- Table Discussion II: What other questions do you have about implementing the strategic plan?**
- Keypad Polling**
- Discussion III: What other factors should be included in measuring student success?**
- Presentation III: Investing in Our Students' Future**
Mr. Jeff Moquin, Chief of Staff
- Keypad Polling**
- Discussion IV: What should BCPS do to overcome these challenges?**
- Keypad Polling**
- Presentation IV: Supporting Our Students**
Ms. Michaelle Pope, Executive Director, Student Support Services
- Table Exercise I: Call to Action – How will you collaborate with BCPS?**
- Evaluation**
- Noon** **Next Steps/Adjourn**

Who Attended – Demographic Info

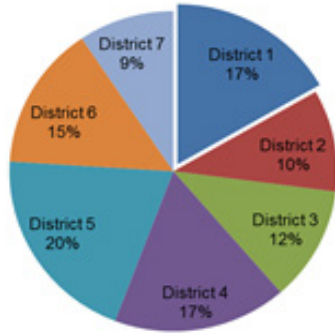


Observe keypad polling responses to demographic polling questions. Our goal is to garner a diverse group of participants that represents the concerns of Broward County stakeholders.

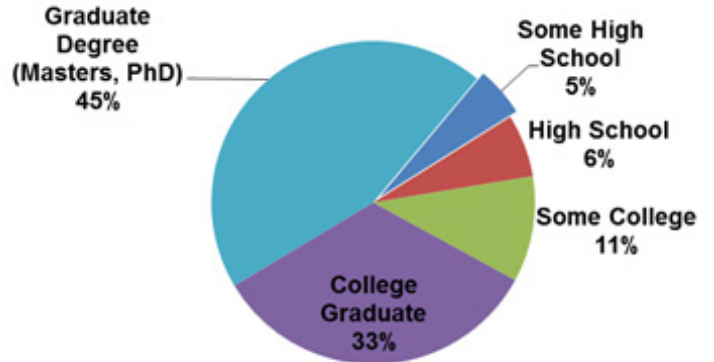


Demographic Info

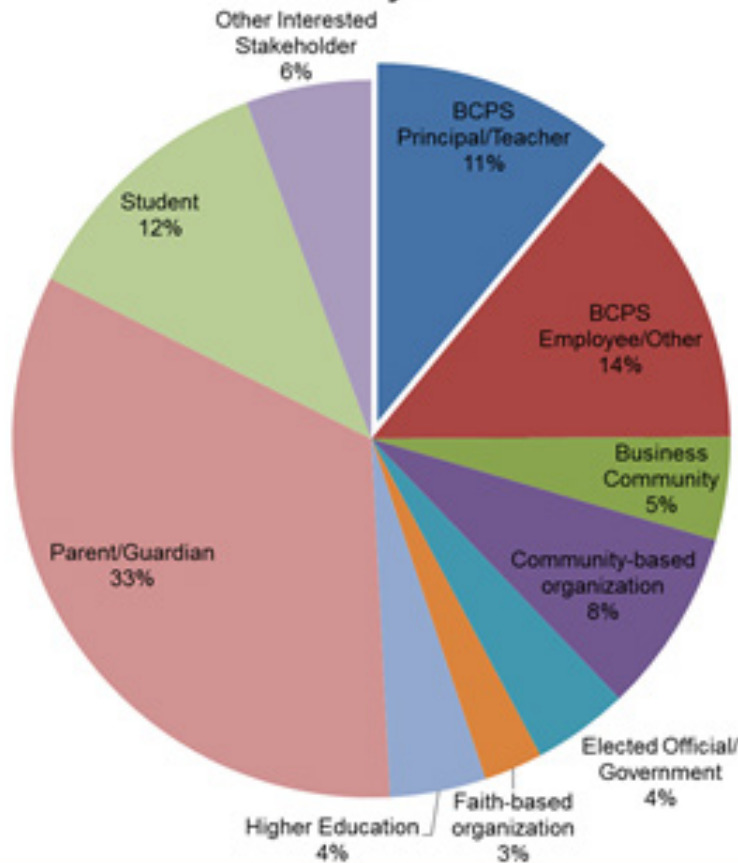
In which school board member district of Broward County do you reside?



What is your educational attainment?



In terms of your role, what lens will you wear today?



EdTalk 2013 Presentation Summary

The following pages include details of the Ed Talk 2013 forum presentation and facilitated discussions. In addition to the discussions, keypad-polling data is appended below.

**Educating today's
students to succeed
in tomorrow's world.**



**Broward County
Public Schools**

**Broward County Public
Schools is committed to
educating all students to
reach their highest potential.**



**Broward County
Public Schools**

Presentation #1:

Focusing On Our Future

Participant Guide
Working Together to Realize our Goals



Superintendent Robert Runcie opened the first discussion with an introduction of the Three Year BCPS Strategic Plan, its mission and vision. He also emphasized the importance of continuing the focus on our strategic goals: high quality instruction, continuous improvement and effective communication.

262,563 students from **204** countries speaking **130** languages across **327** schools



The diversity and multiculturalism of our **COMMUNITY** is valuable and must be embraced.

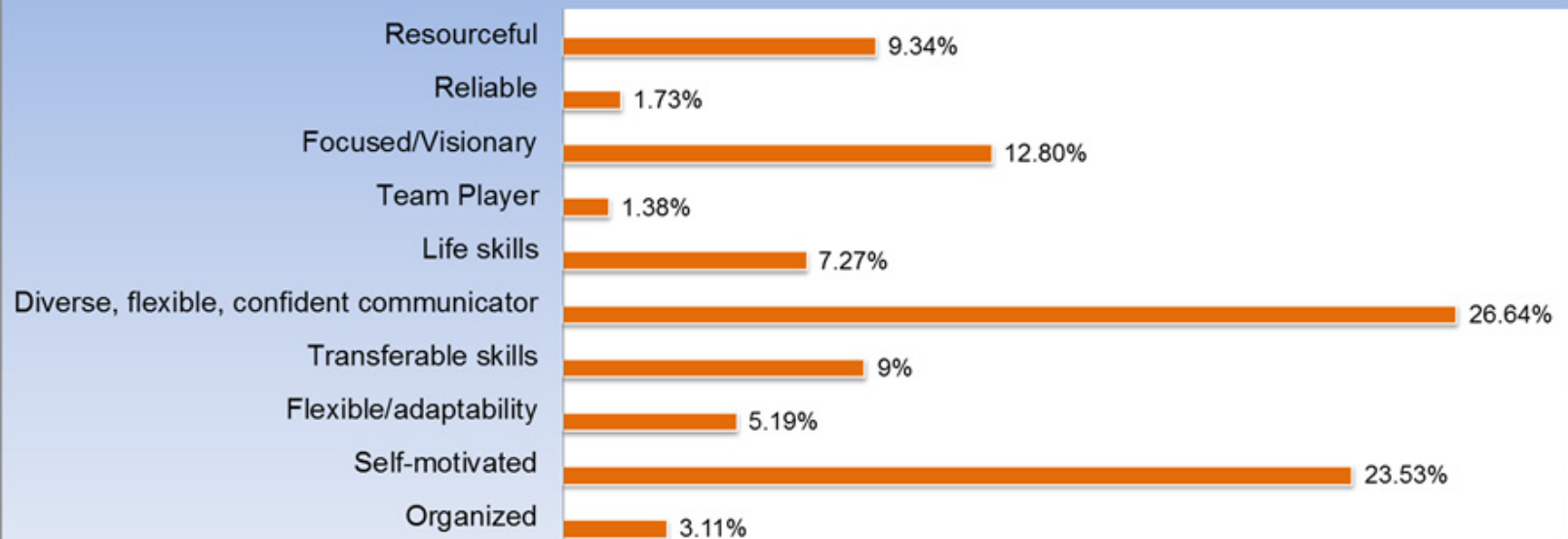


Discussion #1

Imagine A Successful College And Career Ready Graduate

The first discussion session asked participants to ask themselves: "If you can imagine a successful college and career ready graduate, describe what you see in that student". Their responses to this question are graphed below.

Vote for what best describes a college and career ready graduate

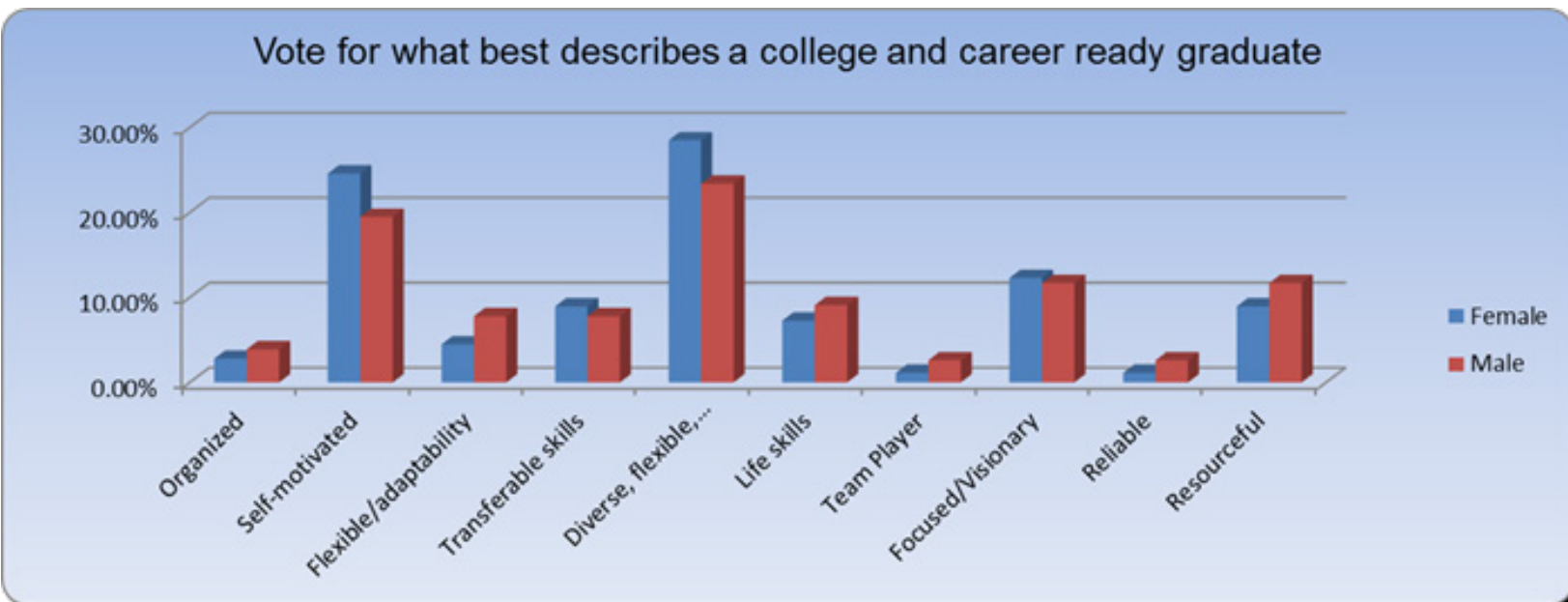


Discussion #1: (Cont'd)

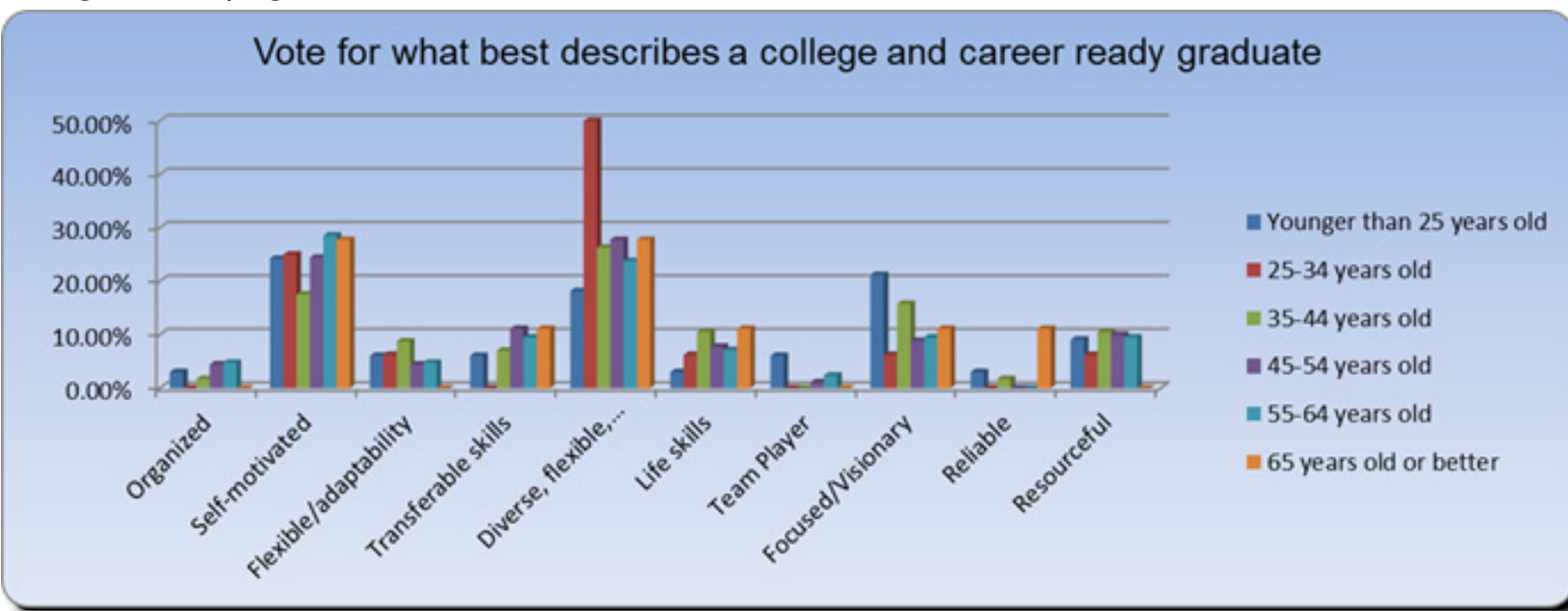
Analysis Of Polling Results - Discussion Question #1

This section includes cross tabulation of results for one of the discussion questions. The cross tabulation of the polling data allows for a deeper analysis of the polling results since It shows for every polled question how each demographic groups responded. The demographic of this cross tabulation includes: - Gender - Age - Role

Polling Results by Gender



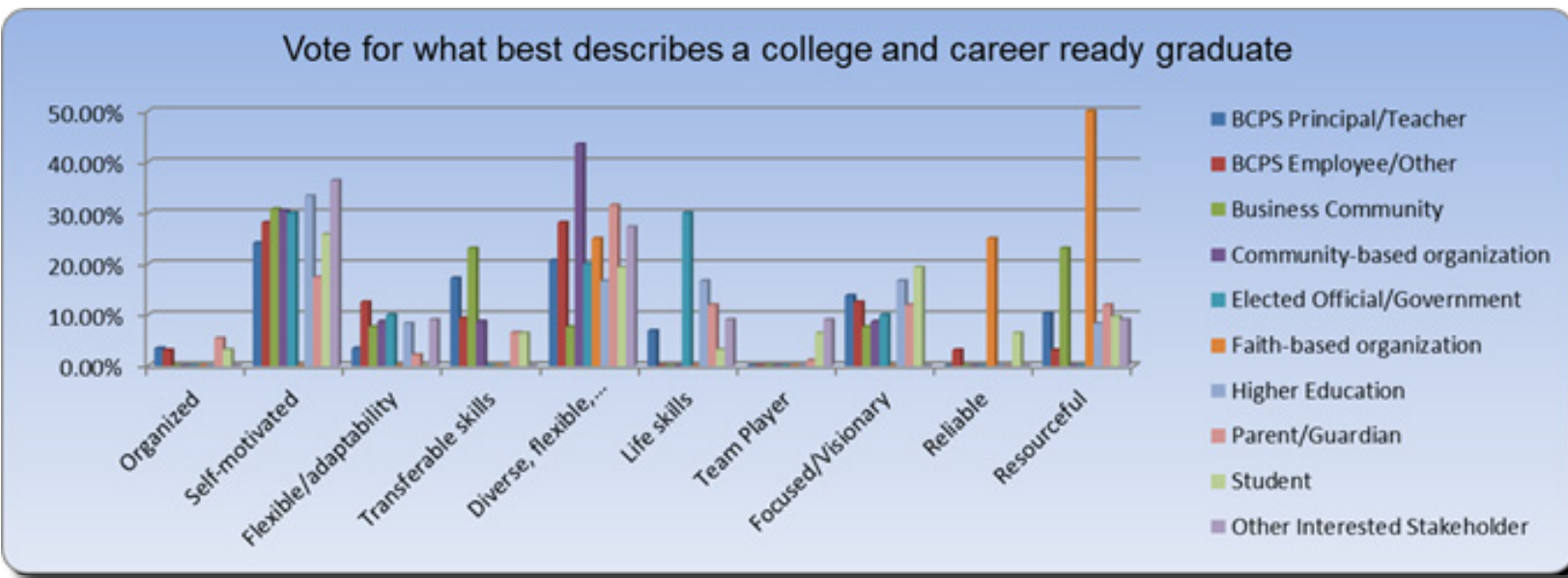
Polling Results by Age



Discussion #1: (Cont'd)

Analysis Of Polling Results - Discussion Question #1

Polling Results by Role



Discussion #1: (Cont'd)

Feedback From Tables For Discussion #1

The table below includes some of the many opinions expressed by participants while discussing this topic at their tables. For a full list of table input, refer to the appendix.

“If you can imagine a successful college and career ready graduate, describe what you see in that student.”

- Proficient in technology
- Critical thinking skills to solve problems
- Embrace their heritage and have ability accept diversity
- Ability to mentor those under them
- Perseverance
- Focus
- Excellent time management skills
- Prioritize
- Maintain high expectations for themselves
- Confidence
- Skills
- Organization
- Priority
- Quick learner
- Being able to adapt
- Multilingual
- Critical thinking
- Being able to overcome obstacles
- Faith
- Technology based schools
- Ability to communicate easily
- Expectations of a 1st time college student
- Inner drive
- Connect dots to real world
- Believing in oneself
- Personalization
- Support groups
- Balance of transition

Presentation #2:

Charting Our Course

Participant Guide
Working Together to Realize our Goals



October 12, 2013
Broward

BCPS Accountability Expectations

- Educate **ALL** students to Reach their Highest Potential
- Everyone has to Own **Student-Level** Performance
- Student-Level **Progress** has to be **Monitored**
- Students should **at least** Make **Year's Growth** in a **Year's Time**

29

The second presentation, "Charting Our Course," presented the challenge BCPS faces. How do we strengthen paths that not only lead to graduation, but also prepare students for college and a career?. Accountability, Learning Toward Mastery & Student Growth are the three main measures that BCPS will be using to gauge student achievement.

Strengthening the Paths to Success



The accountability system that BCPS is implementing "works for every student in every school."

Learning towards mastery provides a clearer picture of what individual students know and can do. Academic growth is achieved by maintaining or increasing the level of mastery.

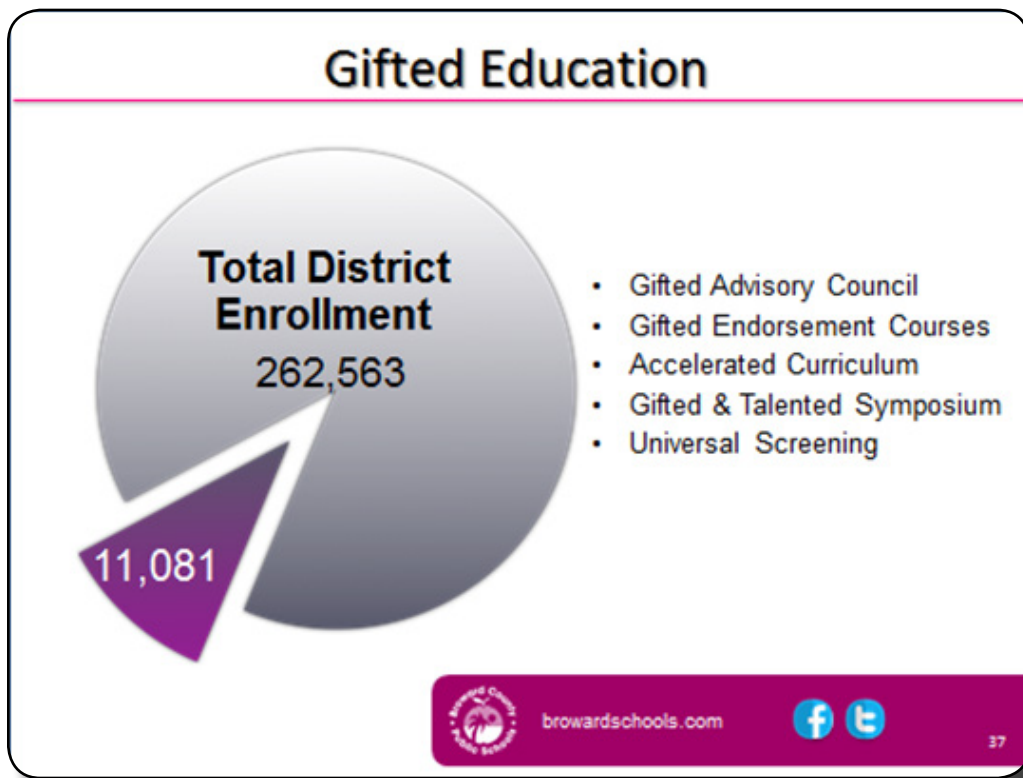
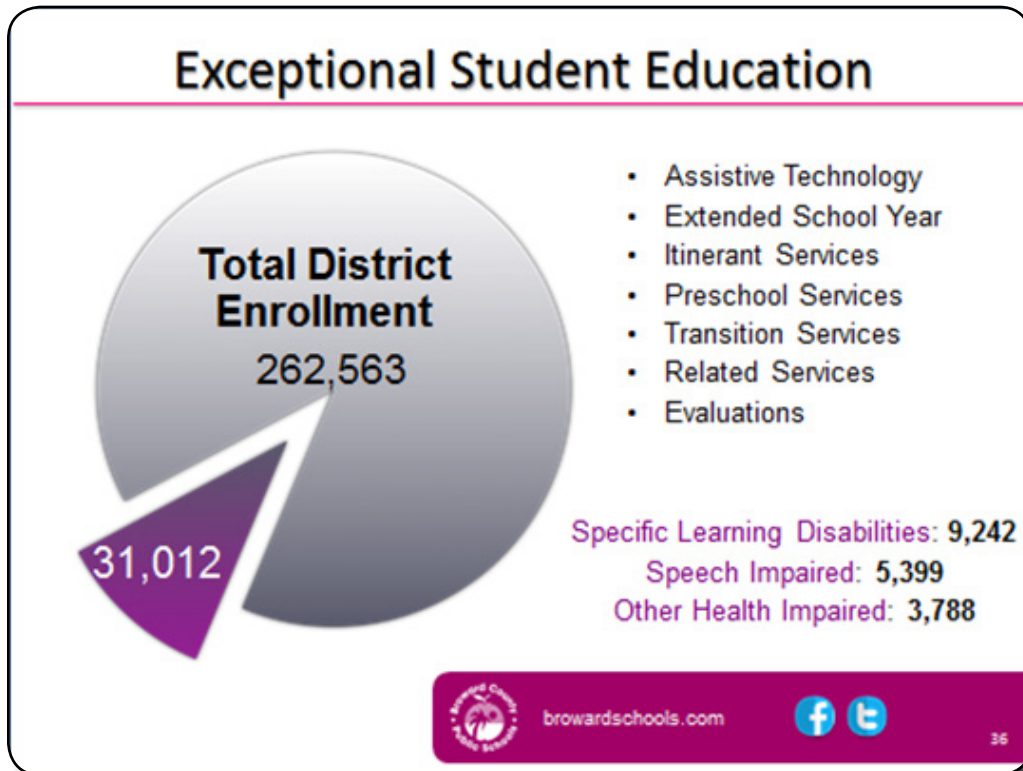
3 Pillars of State Accountability

Pillar	The Idea was	The Result is
Achievement		
Learning Gains		
Acceleration		

30

Presentation #2: (Cont'd)

Charting Our Course



Discussion #2:

What Questions Do You Have About The Direction In Which We Are Moving?

The second discussion session asked participants to ask themselves: "What other questions do you have about the implementation of the Strategic Plan?"

Feedback From Tables For Discussion Question #2

The table below includes some examples of the many opinions expressed by participants while discussing this topic at their tables. For a complete list of table input, refer to the appendix page.

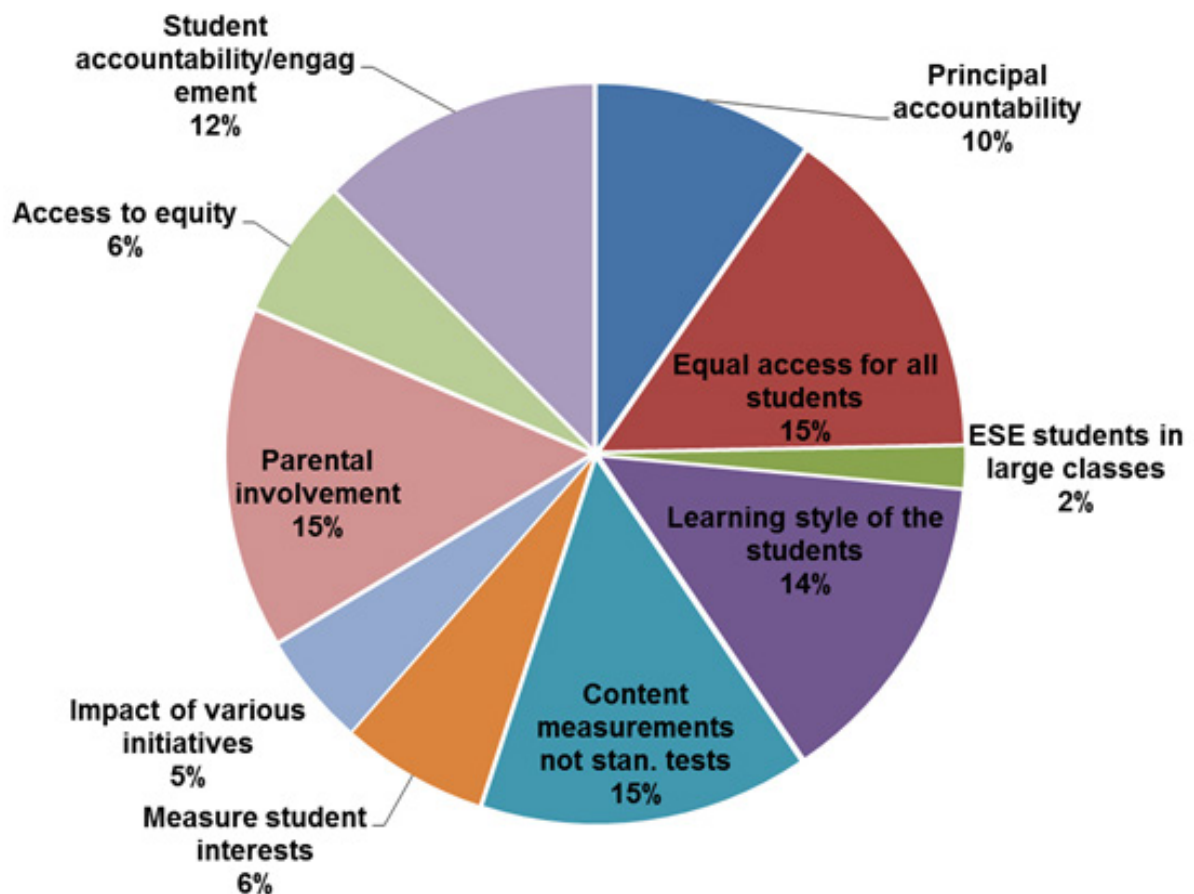
- Why was the gifted program dropped at PBES?
- Where is the district going with students disruptive and bullying?
- Why are we busing schools from other districts?
- Where are we going with the new technology so the parents can be involved and follow at home?
- How do we make the connection with industry to real world work and can we make it available to all students?
- For college and workforce readiness what resources are being committed/facilitated to help students make a career choice?
- The resources be available to HS students?
- Why are we still teaching to tests?
- What is the county doing about those who do not want to go to college?
- How is the district going to provide the resources/technology to all schools?
- How is the district going to support the gifted and high achieving students?
- How is the district going to support teachers, administrators, parents and students at the school level in a focused manner without having too many initiatives at once?
- How is district going to support the parents at the school?
- How can we minimize compliance issues so we can focus on students?
- Uniform policy in high school
- Technology resources/skills due to lack of funding
- Ensuring that technology is incorporated as part of teaching in the classroom
- How are we teaching self-motivation from start to finish
- How do you plan to get all schools involved?
- Better awareness of career guides?
- What standards or measurements are set for principles besides school grades?
- How do they teach character building and ethics and values in classrooms?
- Not all skills are being taught in technology?
- From last year what was implemented from EdTalk?

Discussion #3

What Other Factors Should Be Included In Measuring Student Success?

The third discussion session asked participants to ask themselves: "What other/additional factors should be included in measuring student success?" Their responses to this question are graphed below.

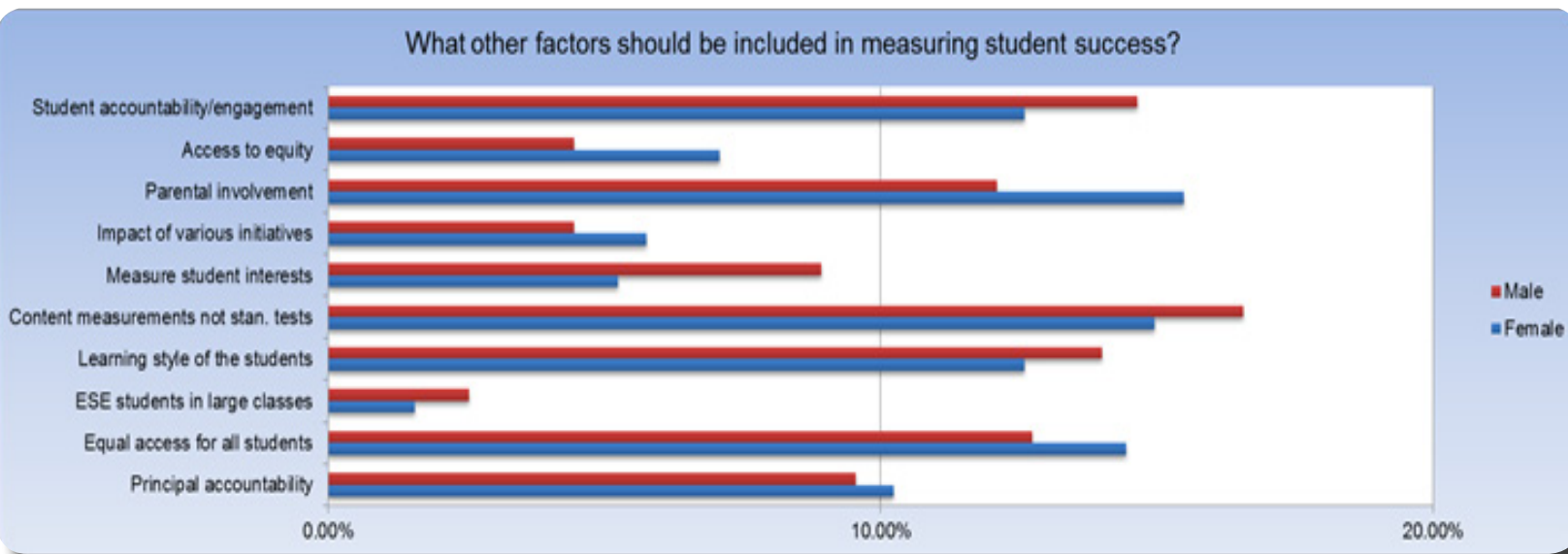
What other factors should be included in measuring student success?



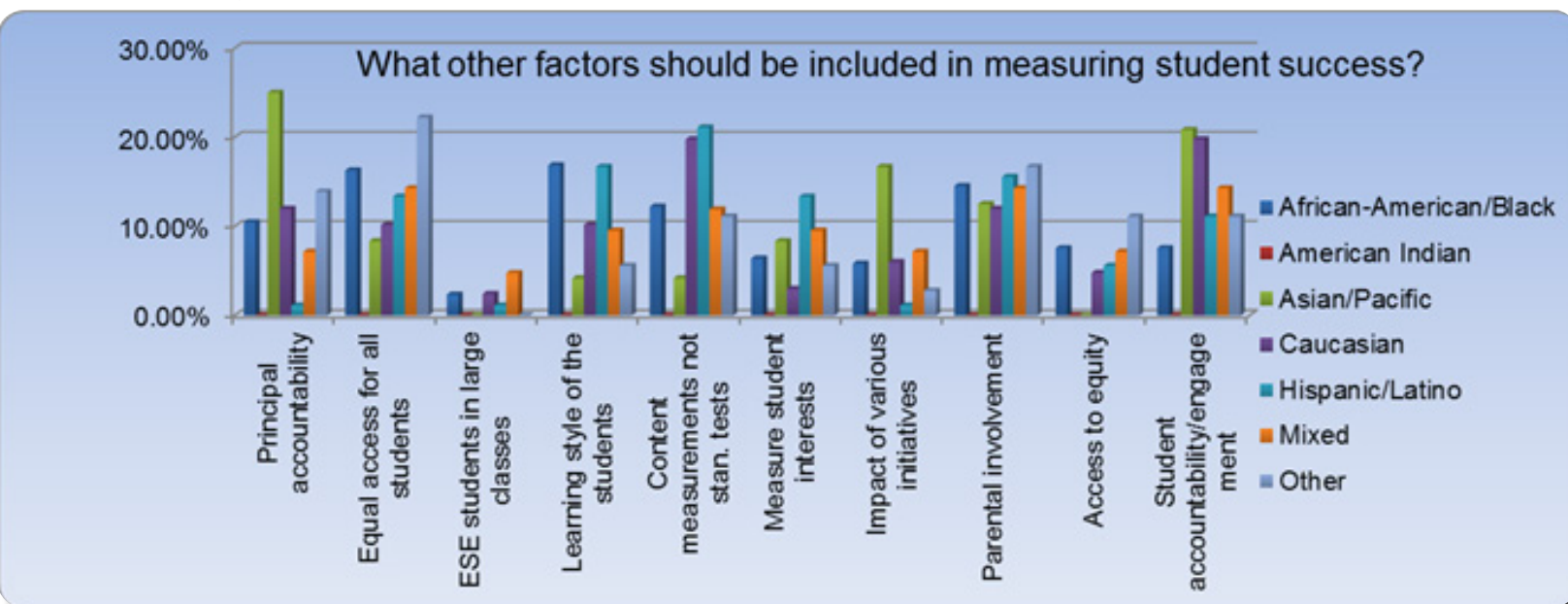
Discussion #3: (Cont'd)

Analysis Of Polling Results - Discussion Question #3

Polling Results by Gender



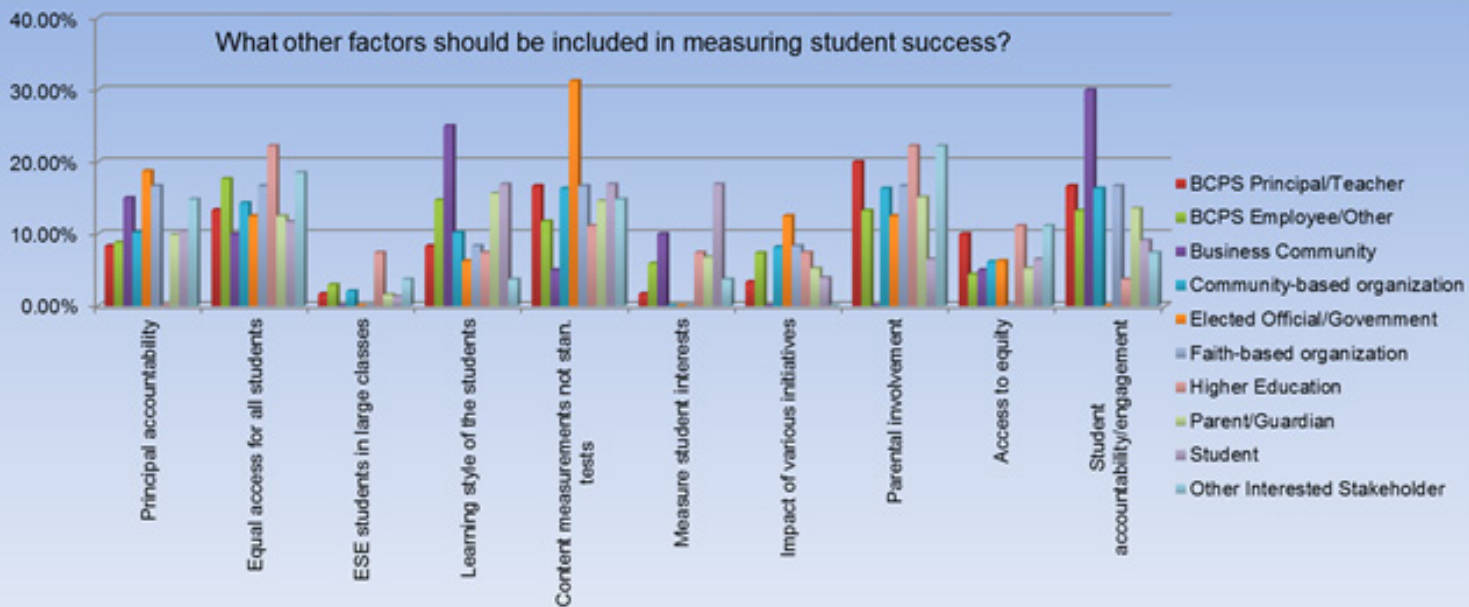
Polling Results by Race



Discussion #3: (Cont'd)

Analysis Of Polling Results - Discussion Question #3

Polling Results by Role



Discussion #3: (Cont'd)

Feedback From Tables For Discussion Question #3

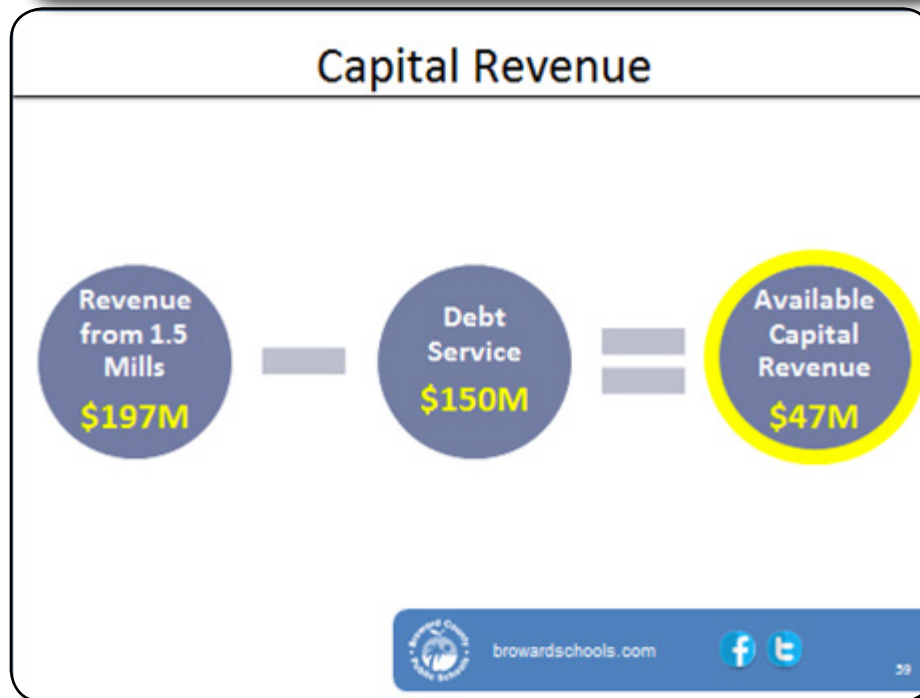
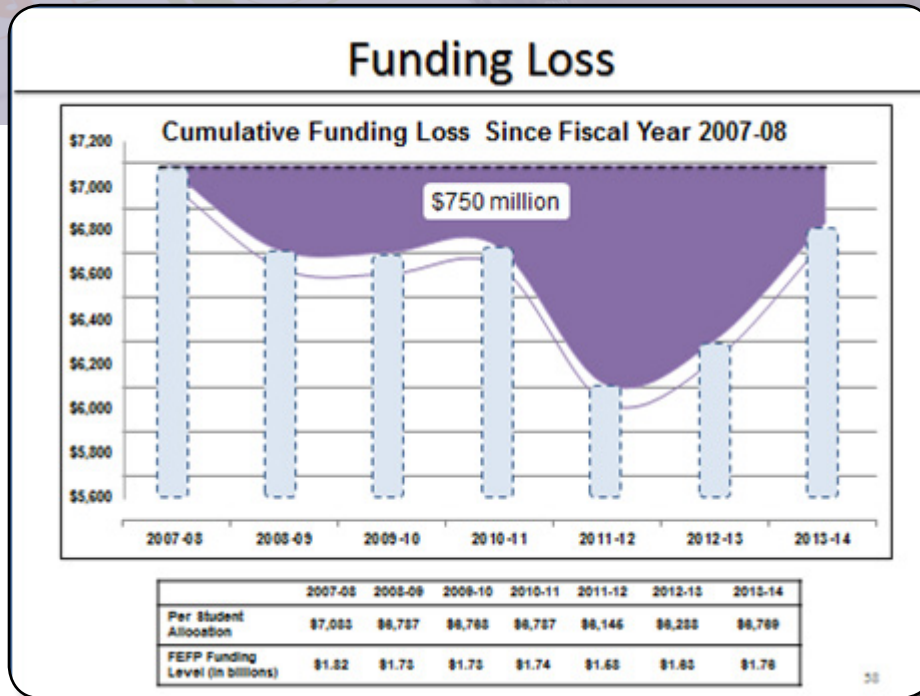
The table below includes some examples of the many opinions expressed by participants while discussing this topic at their tables. For a complete list of table input, refer to the appendix.

- Parental support
- Emotional intelligence
- The students to vocalize what they want and what they need
- Enthusiasm goals and where they want to go with their education
- Should be a consideration
- Do we value other talents?
- Attendance
- Communication
- Collaboration
- Learning how to seek help and support
- Discipline - turning in assignments on time.
- Effort
- Global thinking/cultural awareness
- Consistency
- Authenticity
- Campaign
- Leadership skills , being able to be self sufficient and independent, community oriented, technology...
- Emotional maturity
- Social skills
- Public speaking
- Student self-accountability
- Liability of student
- Expectations
- Attendance
- Commitment
- Community
- Resourcefulness

Presentation #3:

Investing In Our Students Future

The third presentation, "Investing in Our Students' Future," built on the ambitious three-year strategic plan, the goals and implementation strategies proposed. The presentation spelled out the challenges faced by the District and the impact reduced funding has on the "ability to invest in our children and make improvements to our schools

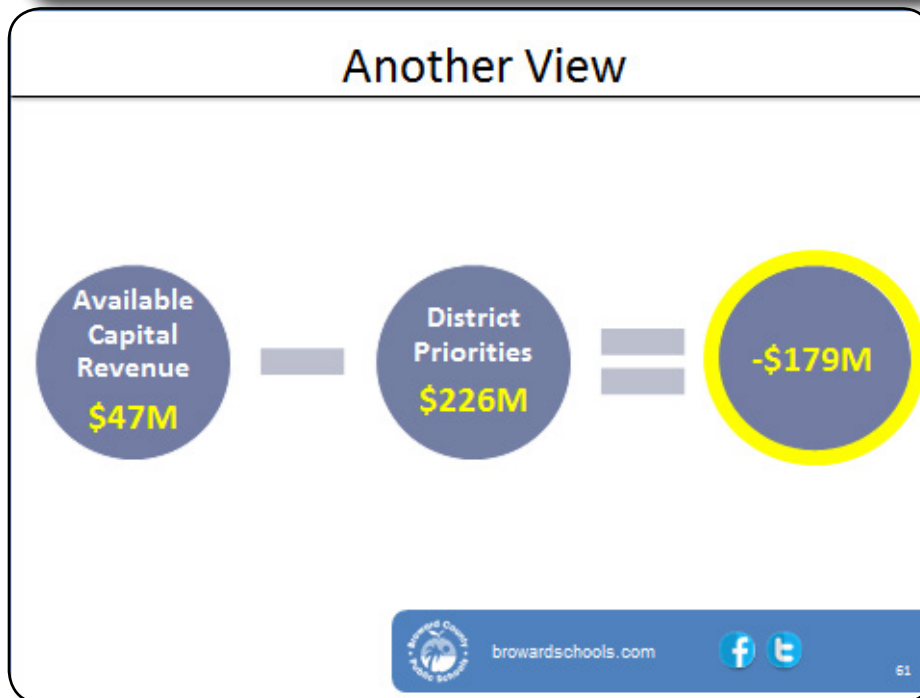


Presentation #3: (Cont'd)

Investing In Our Students Future

Allocating Our Capital Dollars

Category (Priorities)	Five Year Needs (In Millions of \$)
Americans with Disability Act (ADA)	\$15
Buses/Vehicles	\$58.9
Equipment (e.g. Athletic & Music Equipment)	\$2
Indoor Air Quality	\$13
Remodeling & Renovations	TBD (Needs Assessment)
Roofing	\$41.8
Safety/Security	\$17
Technology	\$78.3
Estimate	\$226



Discussion #4:

What Should BCPS Do To Overcome These Challenges?

The fourth discussion session asked participants to ask themselves: "What should BCPS do to overcome these challenges?"

Feedback From Tables For Discussion Question #4

The table below includes some examples of the many opinions expressed by participants while discussing this topic at their tables. For a complete list of table input, refer to the appendix.

- Prioritize what is deemed important
- Recycle computer and textbooks - make a fundraiser
- Send less money on the curriculum
- Leverage resources
- Grants
- Live within your means
- Look to community stakeholders for support
- Volunteering at the school
- Try to do more with what resources we have
- Using the bartering system
- Accountability of the use of resources
- How can we better communicate to the state decision makers, the needs of the district with a uniform message that includes all stakeholders?
- How are we assuring that Broward is getting its fair share?
- How can we coordinate for parents to have more voice at the state level?
- How are we communicating the local challenges of the schools with their individual stakeholders?
- Linking community involvement with the school being held accountable
- Voluntary work for repairs from community
- Parental contributions
- Needs vs wants
- Grant writing
- Connections from the community
- Petition legislatures for increased per pupil funding
- Utilize legislative education online website during legislative sessions to urge legislatures to make education a priority.
- Encourage all to participate in public education
- Locally funded bond issue
- Seek strategic grant dollars
- Business partnerships and strategic investment
- Parental partnerships and investment in school activities

Presentation #4:

Supporting Our Students

Executive Director of Student Support Services for BCPS, Michaelle Pope, addressed the forum about the importance of the participants working together with BCPS.

This presentation was followed by a table exercise in which each participant filled out an action card with actions they will take following this forum.

Table Exercise: BCPS Community Action Plan - How Can You Get Involved?



Broward County Public Schools 

Ed Talk Action Plan Contact Card

Name: _____

Address: (Street Address) _____

(Apt/Unit) _____ (City) _____

(State) _____ (Zip Code) _____

Phone: _____

Email: _____

I want to continue the Ed Talk Agenda by:**I am a:**

- Hosting a follow-up event/activity
- Becoming a Volunteer or Mentor
- Developing a Partnership
- Becoming a Sponsor
- Other _____

- Parent/Guardian
- Business representative
- College/University representative
- BCPS Employee
- Other _____

Native language: _____

Comments: _____

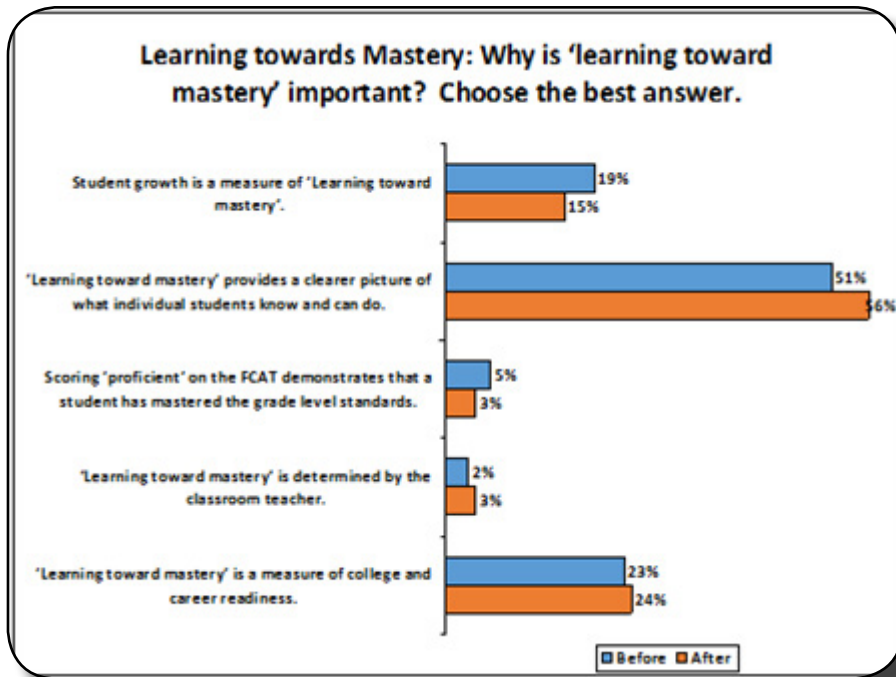
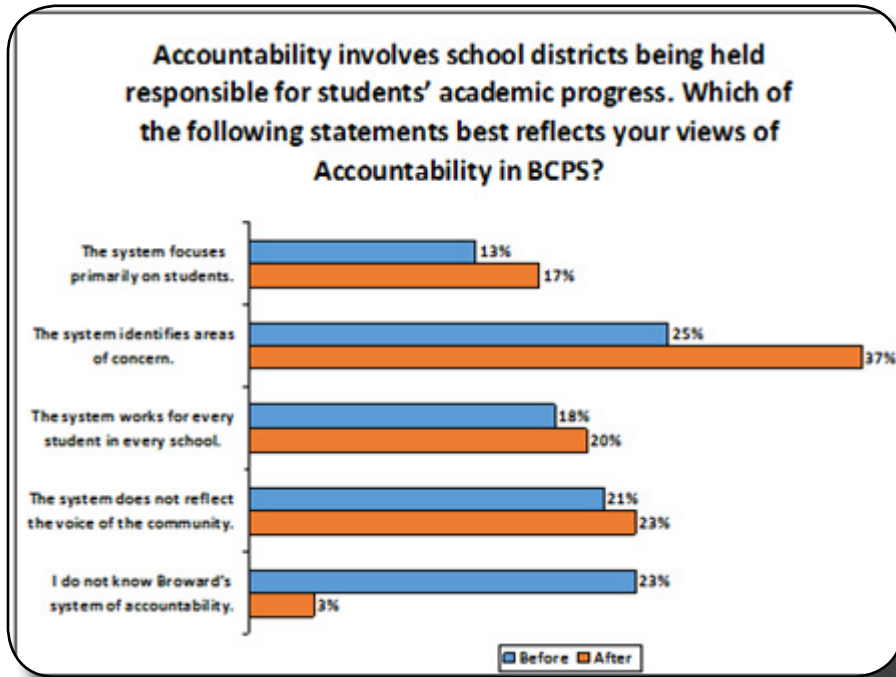
Broward County Public Schools Use Only

Event	Action Taken:

Presentation #4: (Cont'd)

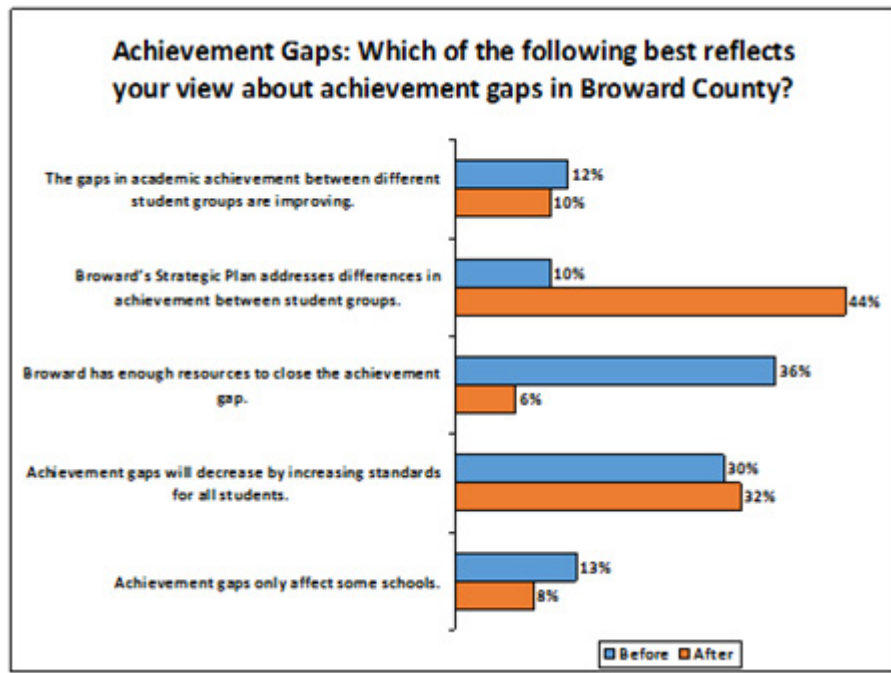
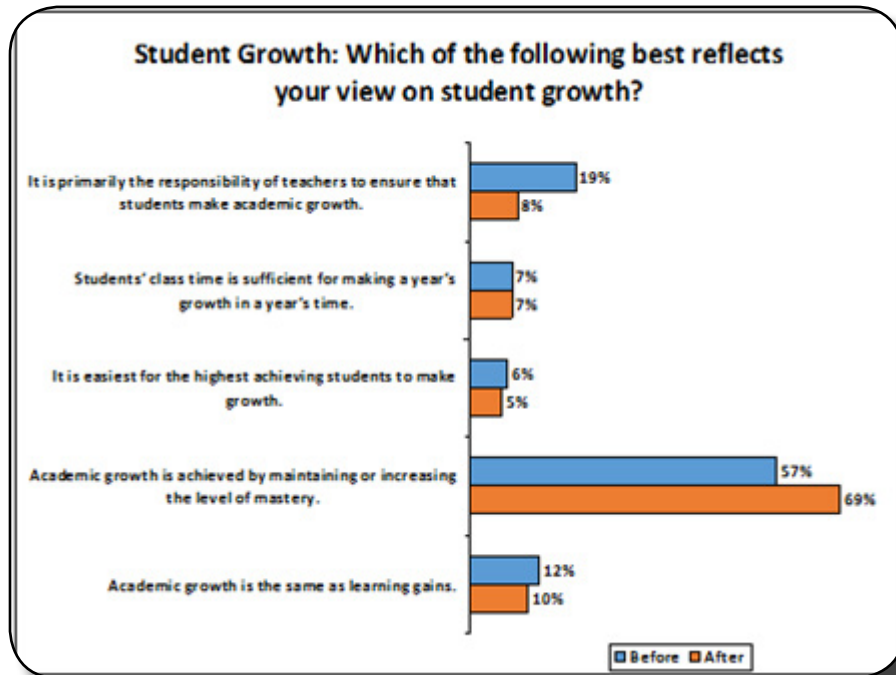
Answers To Questions Asked Before And After Presentations

In order to gauge the efficacy of the Ed Talk forum in educating and informing participants' knowledge of the elements within the BCPS Strategic Plan, a series of questions were asked of attendees before and after the forum's discussions. Those questions and the participants' responses are listed below:



Presentation #4: (Cont'd)

Answers To Questions Asked Before And After Presentations



Presentation #4: (Cont'd)

Early Childhood Conference Polling Slides

At another site and on the same day, there was an Early Childhood Conference. Ed Talk 2013 took the opportunity to collaborate with hundreds of early childhood practitioners that were polled with the following questions.

We all know that parental engagement is an important component of student success at every age. To what extent do you feel that you have the knowledge, skills and resources necessary to create meaningful partnership between you center, school or organization and the parents of the children you serve?

(re: knowledge, skills & resources)

I have what I need	2%
I need more	88%
I am not sure	10%

Quality standards and quality educators from birth to third grade can significantly decrease the achievement gap between students. Which of the following best reflects your view about achievement gap between gaps in Broward County?

- a. **The gap in achievement between different student groups is closing** 23%
- b. **Academic achievement gaps only affect some schools** 35%
- c. **Broward's Strategic Plan addresses differences in academic achievement between student groups** 23%
- d. **Broward has enough resources to close the achievement gap** 10%
- e. **Academic achievement gaps will decrease when standards and expectations for all students are raised** 10%



Conclusions

BCPS hosted Ed Talk 2013 as an effort to continue its success in engaging parents, educators, students and other community members in conversations with the superintendent and representatives of the Broward County Public School system. Ed Talk 2013 was specifically designed to obtain feedback via facilitated discussions, live participant responses and policy explanation.

The community deliberations represented by Ed Talk 2013 are recorded throughout this report, and will help inform BCPS initiatives as the organization finalizes, implements, and communicates various aspects of the Strategic Plan throughout Broward County.

Moreover, Ed Talk 2013 helped provide attendees with action plans to continue their public participation in the topics discussed.



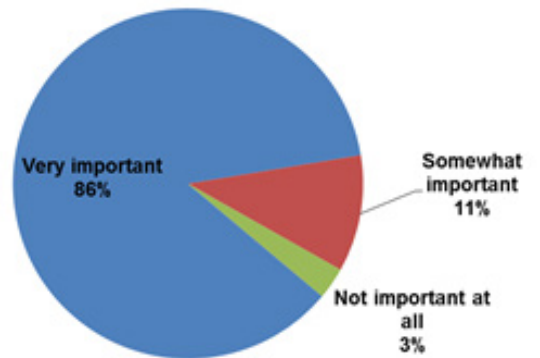
Evaluation Results

The forum concluded with a series of forum evaluation questions that participants answered through keypad polling to give feedback on what they thought of quality of material and organization of the forum in general.

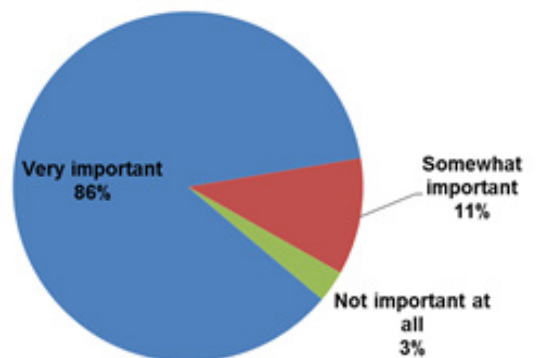
Results



How important is it for you to partner with the District in public forums such as Ed Talk?



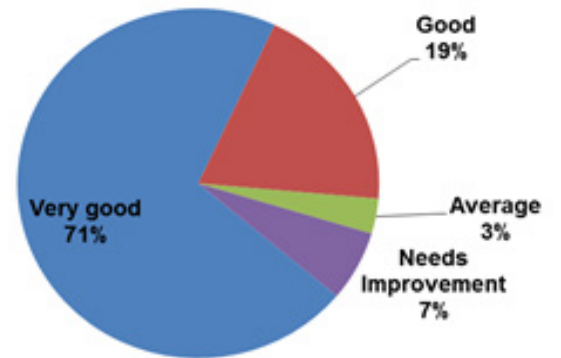
How important is it for you to partner with the District in public forums such as Ed Talk?



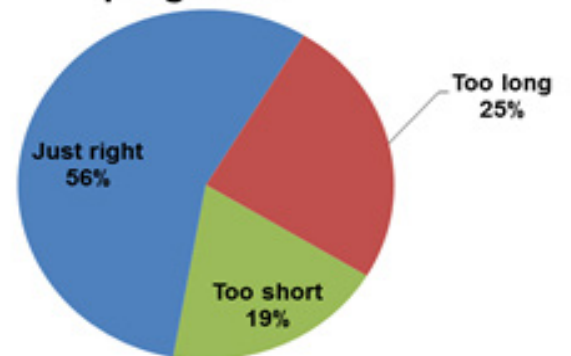
Results



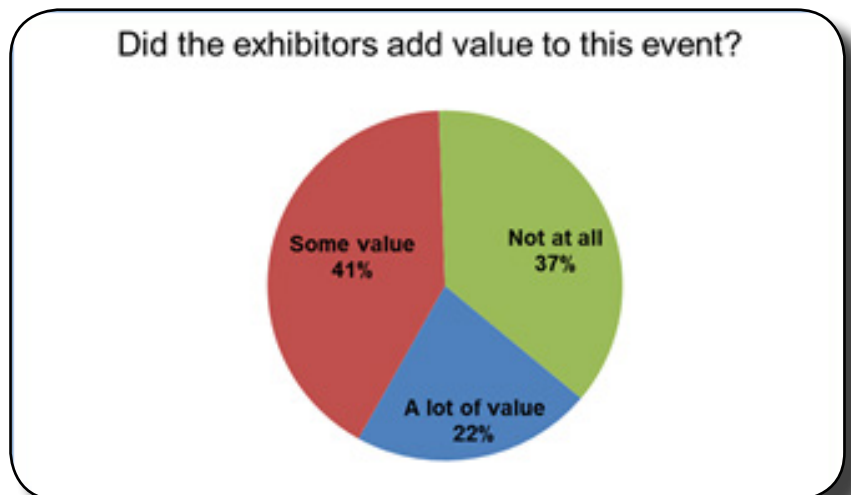
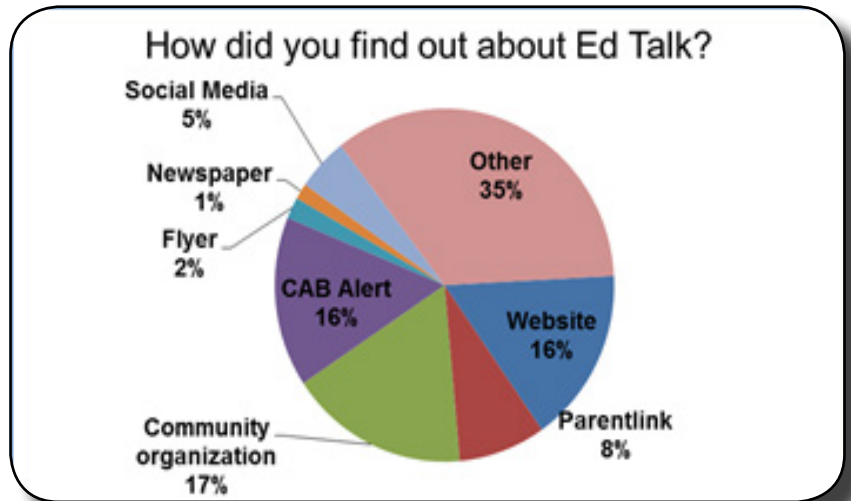
How would you rate the Lead Facilitator?



How would you rate the length of the program?




Results



Scenes from the Day







STANHOPE CONSULTING CORP.
CHICAGO, ILLINOIS, USA
773.426.5135
www.StanhopeConsulting.com



Broward County



Public Schools