

# BCPS STUDENT (Grades 6-12) CUSTOMER SURVEY 2023

---

run on 08/01/2023



surveys



# BCPS STUDENT (Grades 6-12) CUSTOMER SURVEY 2023

run on 08/01/2023

Custom Survey

1 survey(s) 61323 response(s)  
152 school(s) included

## Report Filters

**School:**  
N/A

**Race:**  
N/A

**Grade:**  
N/A

**Gender:**  
N/A

**Ethnicity:**  
N/A

**Tag:**  
N/A

## BCPS STUDENT (Grades 6-12) CUSTOMER SURVEY 2023

### Demographics

Number of Responses | Percentages of Total Responses

#### 1. Gender

|                      |        |     |
|----------------------|--------|-----|
| Male                 | 29,713 | 49% |
| Female               | 29,116 | 48% |
| Other                |        | 1%  |
| Prefer not to answer |        | 2%  |

60971 respondents

#### 2. Race

|                                  |        |     |
|----------------------------------|--------|-----|
| American Indian or Alaska Native |        | 1%  |
| Asian                            | 16     | 4%  |
| Black or African American        | 21,751 | 37% |

|   |            |
|---|------------|
| Native Hawaiian or Other Pacific Islander | 1%         |
| White                                     | 19,539 33% |
| Multiracial                               | 5,738 10%  |
| Other                                     | 8,650 15%  |
| 59409 respondents                         |            |

### 3. Ethnicity

|                        |            |
|------------------------|------------|
| Hispanic               | 24,196 44% |
| Non-Hispanic or Latino | 23,005 42% |
| Prefer not to answer   | 8,183 15%  |
| 55384 respondents      |            |

### 4. Grade

|          |            |
|----------|------------|
| Grade 6  | 9,065 15%  |
| Grade 7  | 8,963 15%  |
| Grade 8  | 9,866 16%  |
| Grade 9  | 10,602 17% |
| Grade 10 | 8,834 14%  |

Grade 11

7,909 13%


Grade 12

3,085 10%


61324 respondents

## C. Safety

### 1. I feel safe at my school.



### 2. I feel safe getting to and from my school.



3. \*Note: Remember, this survey is anonymous, please report any bullying concerns to a trusted adult at your school. The next 10 questions ask about bullying. Bullying is when 1 or more students tease, threaten, spread rumors about, hit, shove, or hurt another student over and over again. It is not bullying when 2 students of about the same strength or power argue, fight or tease each other in a friendly way. During the past 12 months, have you ever been bullied on school property?

|     |       |     |
|-----|-------|-----|
| Yes | 8,964 | 15% |
|-----|-------|-----|

No 52,360 85%

61324 respondents

4. The primary location on school property where I was bullied during the last 12 months was:

On the school bus 1%

In the classroom 16 6%

In the cafeteria 1%

In the hallway 4 3%

In the restroom 1%

Other school area 5 2%

Does not apply to me 52,396 86%

61122 respondents

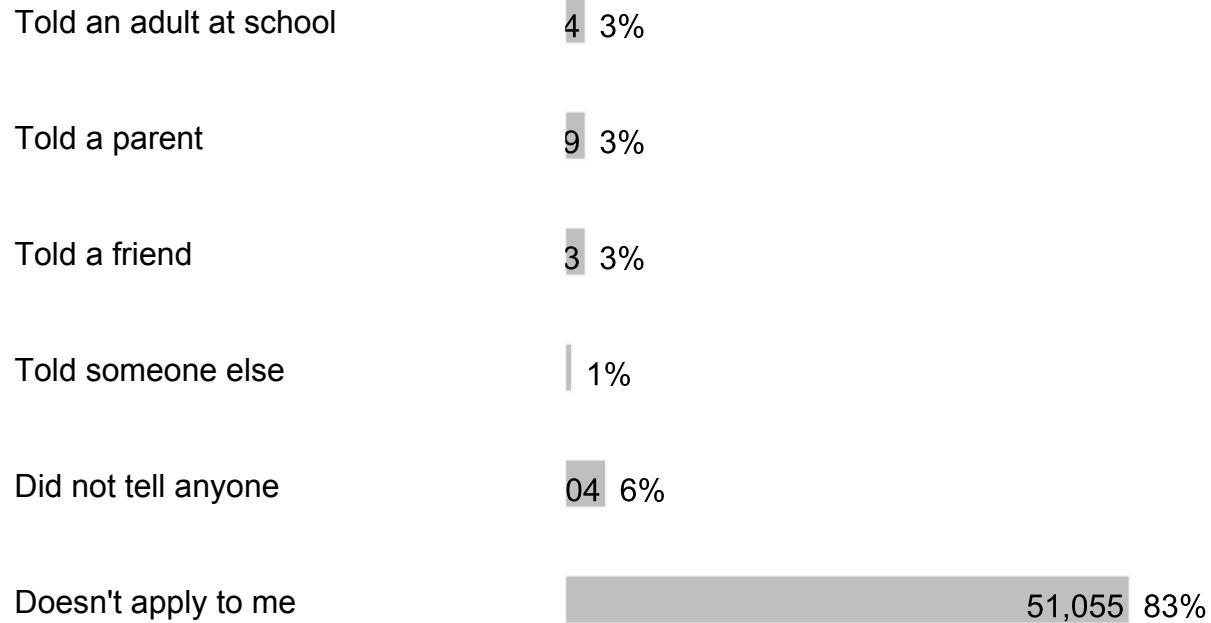
5. During the past 12 months, have you ever been electronically bullied? (Count being bullied through texting, Instagram, TikTok, Snapchat or other social media.)

Yes 135 8%

No 56,189 92%

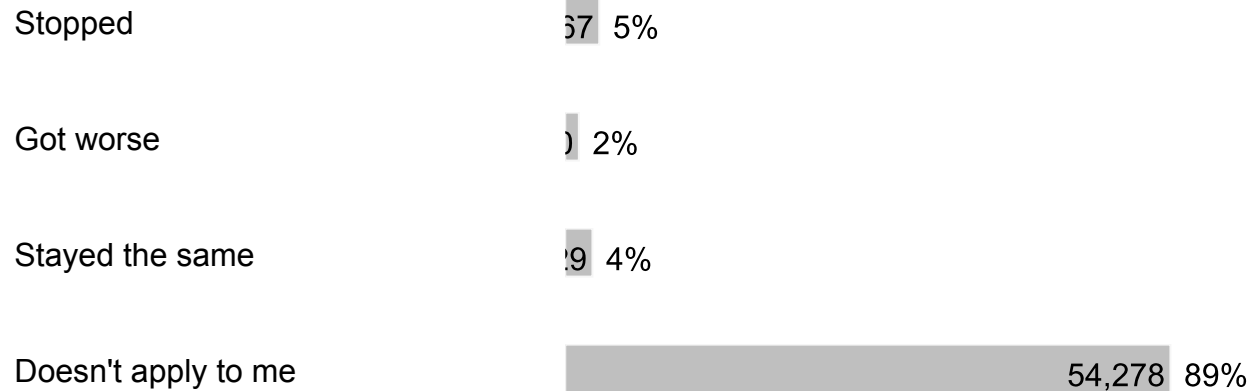
61324 respondents

**6. After I was bullied, I:**



61324 respondents

**7. After I told an adult at school about being bullied, the bullying:**



61324 respondents

**8. A teacher or another adult at school taught our class about what bullying is this school year.**



Yes 38,876 63%

No 22,448 37%

61324 respondents

**9. I think bullying is wrong.**

Strongly Agree 35,299 58%

Agree 16,482 27%

Neutral 3,969 11%

Disagree 3 2%

Strongly Disagree 3 2%

61324 respondents

**10. I know different ways to intervene or help if bullying were occurring or going to occur.**

Strongly Agree 13,653 22%

Agree 25,063 41%

Neutral 18,266 30%

Disagree 3 4%

Strongly Disagree 9 3%

61324 respondents

**11. I would intervene or help if another student was being bullied.**

Strongly Agree 13,840 23%

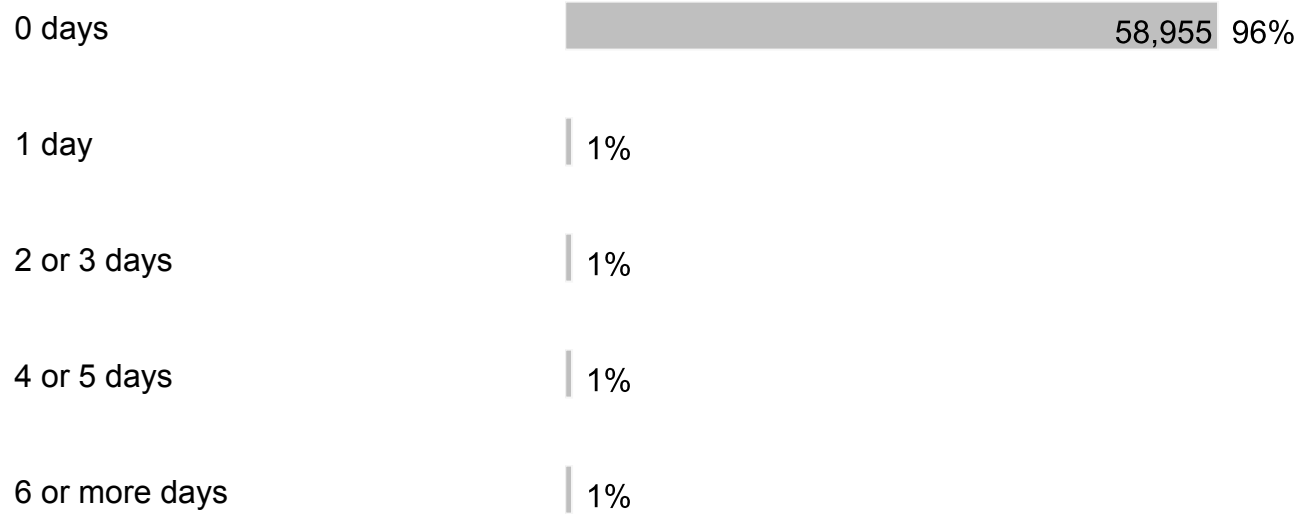
|                   |        |     |
|-------------------|--------|-----|
| Agree             | 21,192 | 35% |
| Neutral           | 20,701 | 34% |
| Disagree          | 10     | 5%  |
| Strongly Disagree | 31     | 4%  |
| 61324 respondents |        |     |

**12. What can adults do to help stop bullying at school?**

|  |        |     |
|--|--------|-----|
| Supervise the school better                                    | 11,888 | 19% |
| Start a student patrol program                                 | 58     | 6%  |
| Make punishment for bullying more harsh                        | 15,210 | 25% |
| Intervene more when they see bullying or disrespect            | 12,933 | 21% |
| Talk/teach about bully prevention and/or intervention in class | ,222   | 10% |
| Help students work together and make friends                   | 284    | 9%  |
| Teach and celebrate kindness and respect more                  | ,229   | 10% |

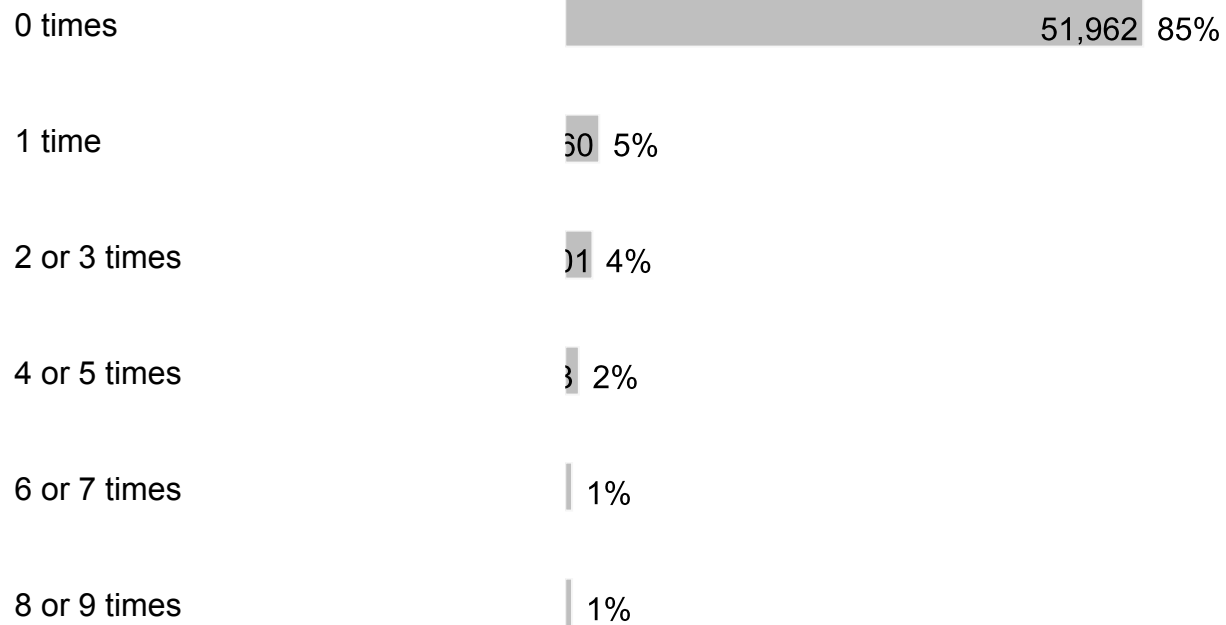
61324 respondents

**13. During the past 30 days, how many days did you carry a weapon such as a gun, knife or club on school property?**



61324 respondents

**14. During the past 30 days, how many times have you been threatened by another student at school?**



10 or 11 times 0%

12 or more times 2%

61324 respondents

**15. During the past 12 months, how many times were you in a physical fight on school property?**

0 times 54,235 89%

1 time 23 5%

2 or 3 times 0 3%

4 or 5 times 1 1%

6 or 7 times 1 1%

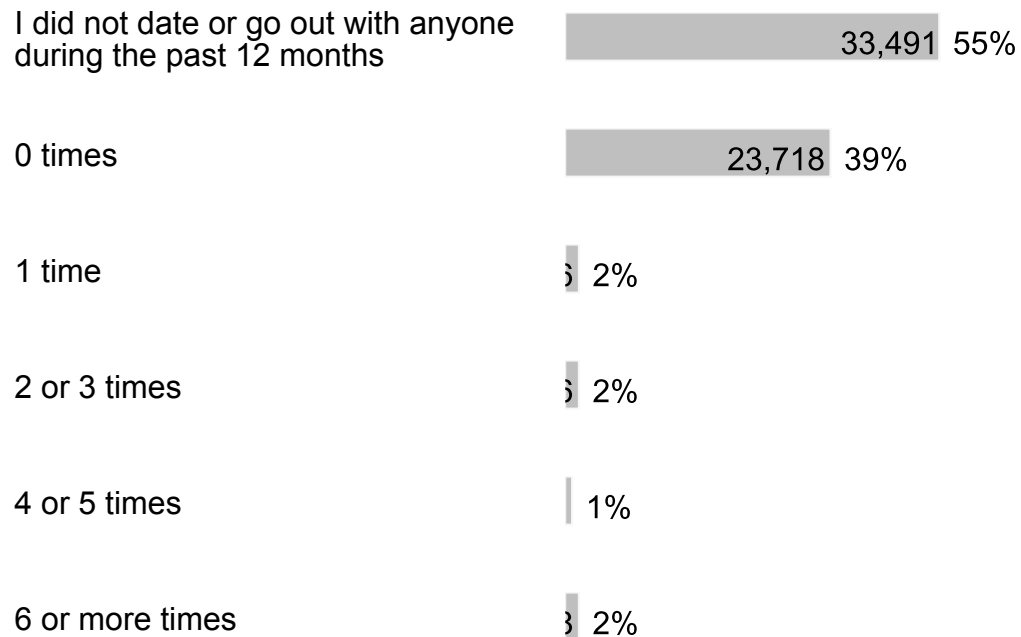
8 or 9 times 0%

10 or 11 times 0%

12 or more times 1 1%

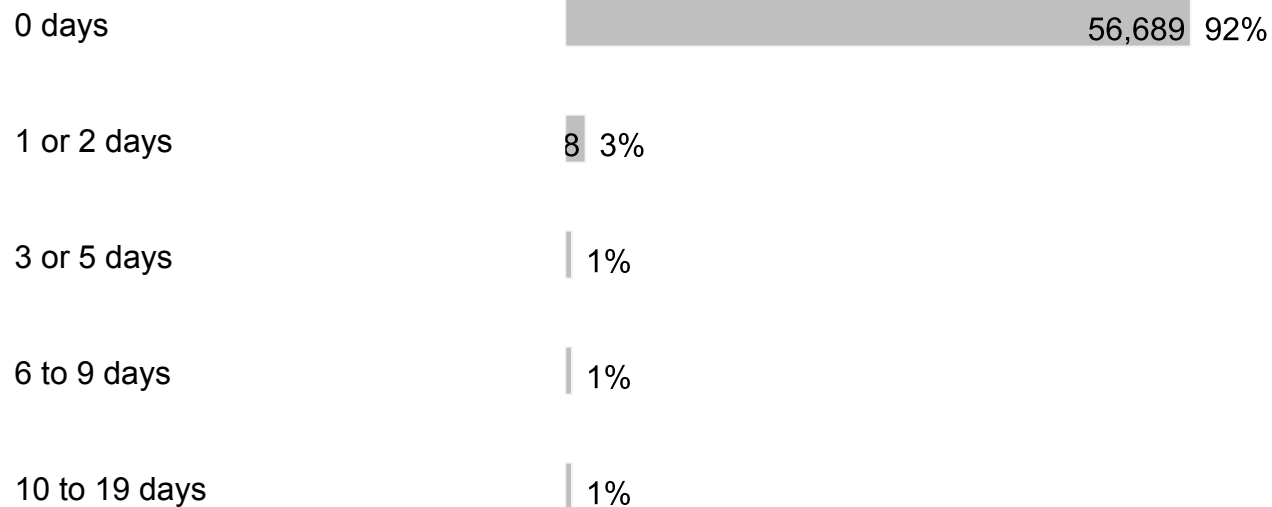
61171 respondents

**16. During the past 12 months, how many times did someone you were dating or going out with physically hurt you on purpose? (Count such things as being hit, slammed into something or injured with an object or weapon.)**



61324 respondents

**17.** During the past 30 days, how many days did you have at least one drink of alcohol? (Alcohol includes drinking beer, wine, flavored alcoholic beverages and liquor such as rum, gin, vodka, whiskey, etc.) For the purpose of this question, drinking alcohol does not include drinking a few sips of wine for religious purposes.



20 to 29 days 0%

All 30 days 1%

61324 respondents

**18.** During the past 30 days, how many days did you use an electronic vapor product? (Electronic vapor products include JUUL, SMOK, Suorin, Vuse, blu e-cigarettes, vapes, vape pens, e-cigars, e-hookahs, hookah pens, mods, etc.)

0 days 58,016 95%

1 or 2 days 2%

3 or 5 days 1%

6 to 9 days 1%

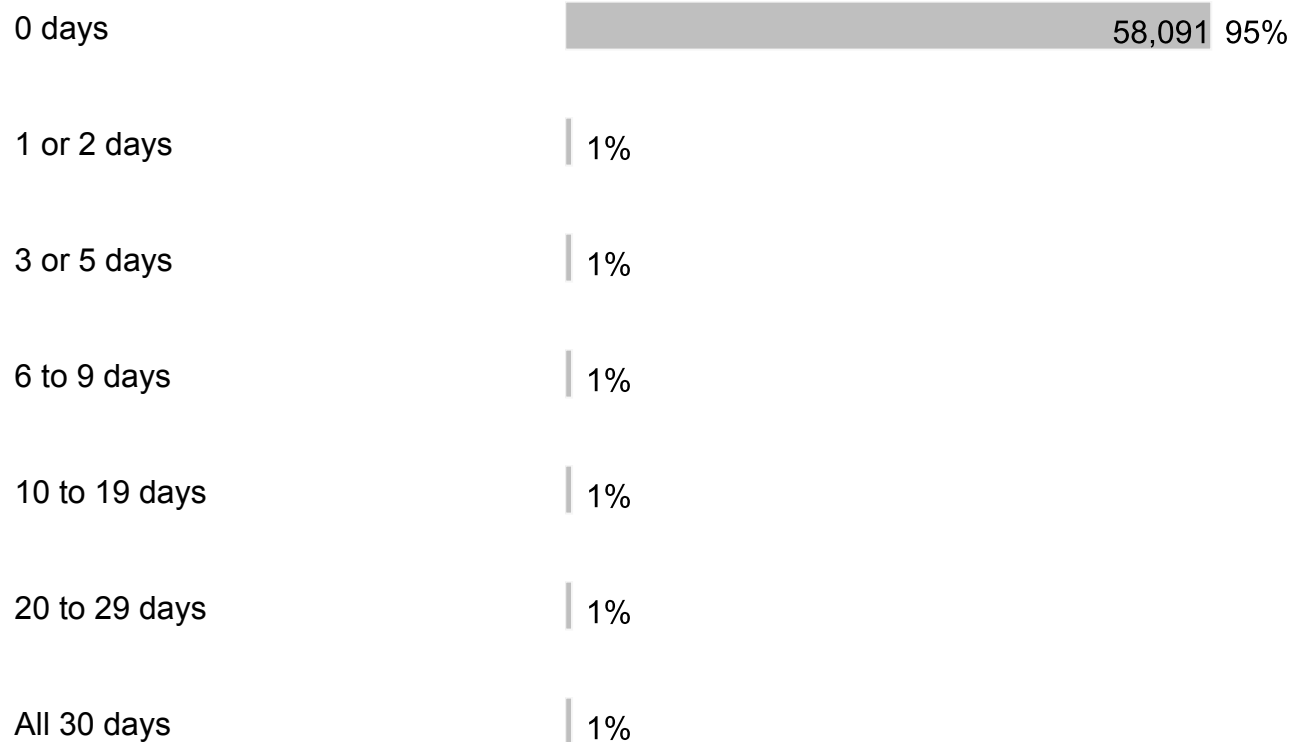
10 to 19 days 1%

20 to 29 days 0%

All 30 days 1%

61324 respondents

**19.** During the past 30 days, how many days did you use marijuana (also called pot or weed)? Do not count CBD-only or hemp products, which come from the same plant as marijuana, but do not cause a high when used alone.



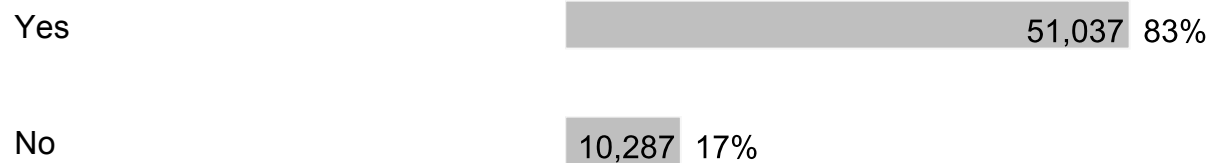
61324 respondents

**20. During the school year, I participated in alcohol, other drug or tobacco prevention activities or lessons.**




61324 respondents

**21. I believe drinking alcohol is bad for your brain.**



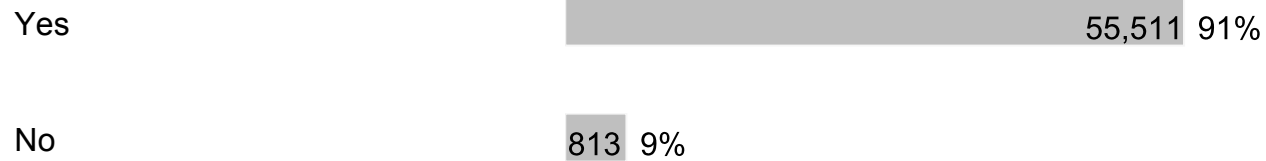
61324 respondents

**22.** In your opinion, what percentage of Broward County students in grades 6 - 12 choose not to drink alcohol?



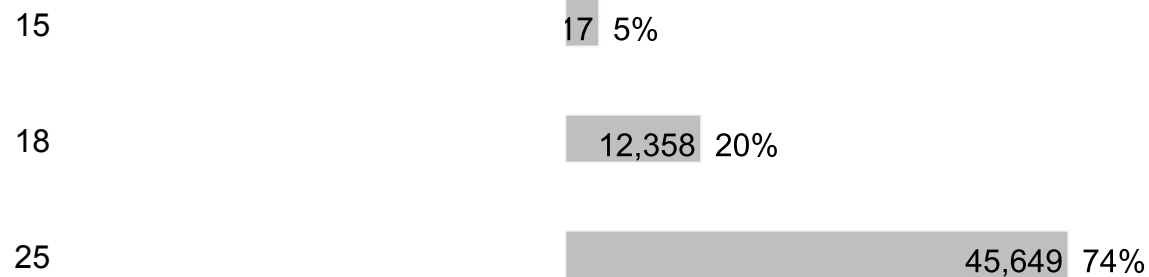
61324 respondents

**23.** I believe using drugs are bad for your health.



61324 respondents

**24.** At what age is a human brain fully developed?



61324 respondents

**25.** My school is clean and well-maintained.

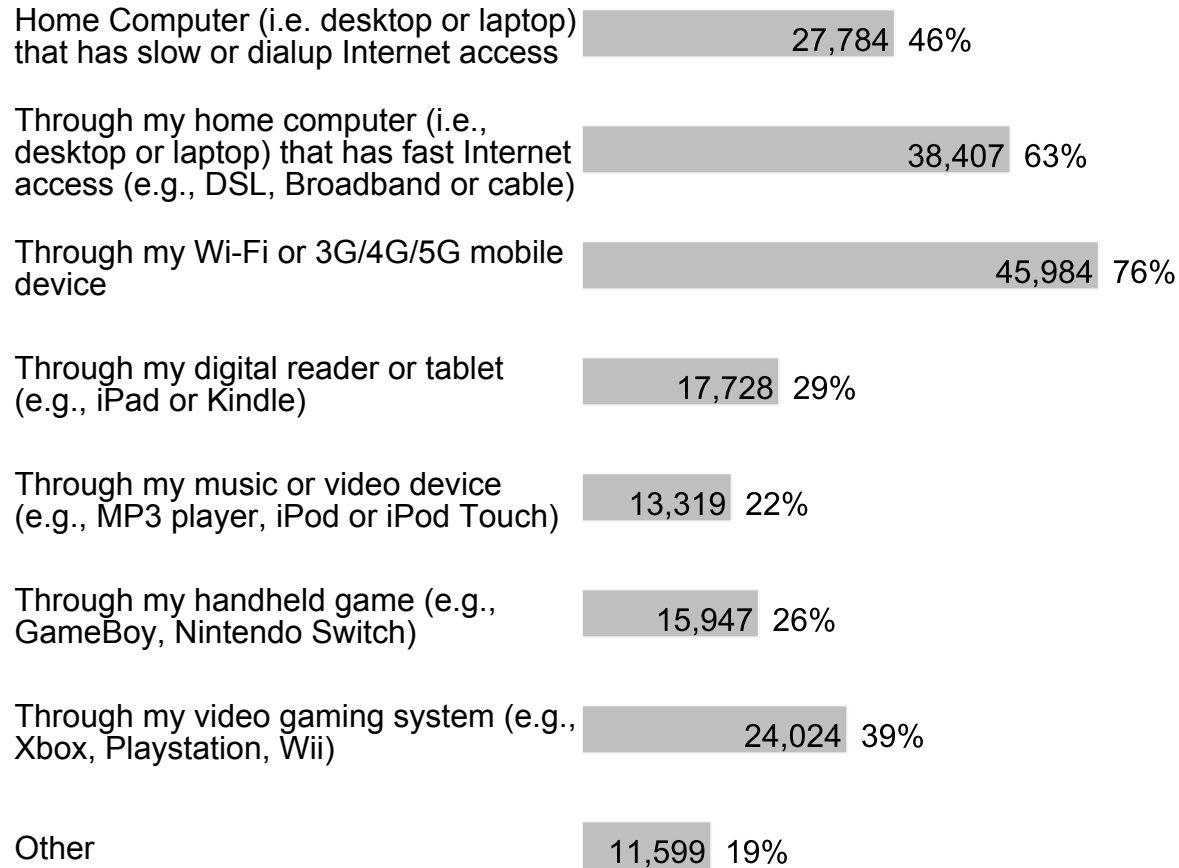


|                   |        |     |
|-------------------|--------|-----|
| Strongly Agree    | 44     | 6%  |
| Agree             | 11,707 | 19% |
| Neutral           | 22,288 | 36% |
| Disagree          | 12,408 | 20% |
| Strongly Disagree | 11,077 | 18% |

61324 respondents

## D. Equity

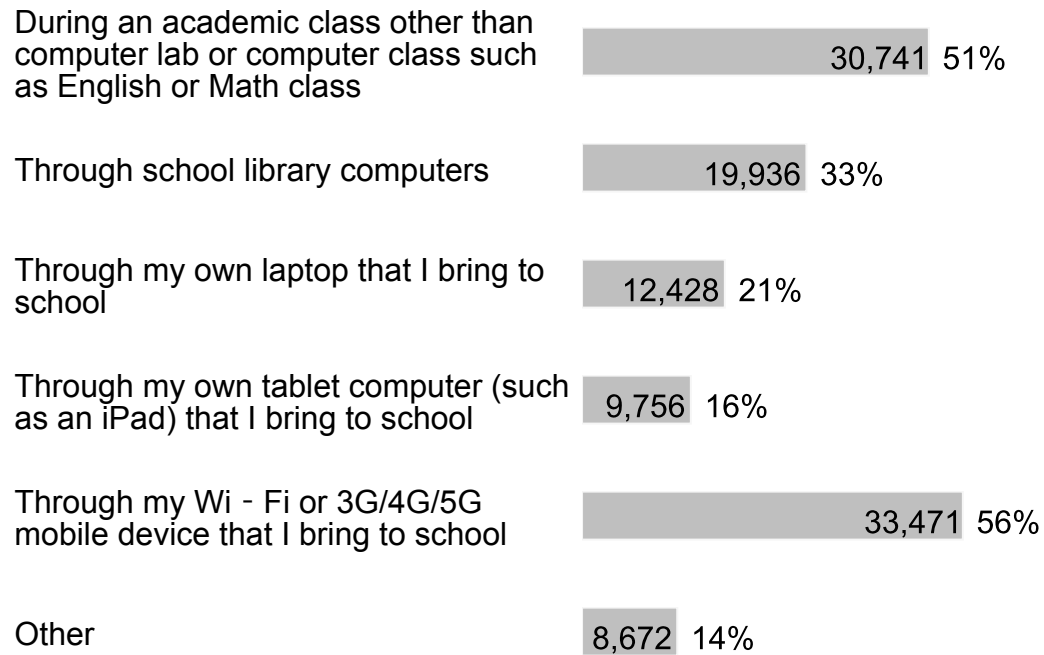
1. During a typical week, I have access to the internet at home in the following ways (check all that apply):



60836 respondents

2. During a typical school day, I have access to the internet at school in the following ways (check all that apply):





59988 respondents

## E. School Support

### 1. My school provides sufficient material resources (books, supplies, technology, etc.) to meet my needs.

|                   |        |     |
|-------------------|--------|-----|
| Strongly Agree    | 10,280 | 17% |
| Agree             | 25,666 | 42% |
| Neutral           | 20,094 | 33% |
| Disagree          | 96     | 5%  |
| Strongly Disagree | 5      | 3%  |
| 60941 respondents |        |     |

### 2. I would recommend my school to my friends.

|                   |        |     |
|-------------------|--------|-----|
| Strongly Agree    | 8,143  | 13% |
| Agree             | 15,754 | 26% |
| Neutral           | 22,740 | 37% |
| Disagree          | 7,382  | 12% |
| Strongly Disagree | 5,813  | 11% |
| 60832 respondents |        |     |

## F. Wellness Support

### 1. If I have a problem, I know who I can go to for help.

|                   |        |     |
|-------------------|--------|-----|
| Strongly Agree    | 11,431 | 19% |
| Agree             | 23,359 | 38% |
| Neutral           | 18,592 | 30% |
| Disagree          | 1,483  | 7%  |
| Strongly Disagree | 96     | 5%  |

60961 respondents

### 2. In my school, students treat adults with respect.

|                   |        |     |
|-------------------|--------|-----|
| Strongly Agree    | 681    | 8%  |
| Agree             | 12,162 | 20% |
| Neutral           | 26,932 | 44% |
| Disagree          | 10,455 | 17% |
| Strongly Disagree | 3,593  | 11% |

60823 respondents

**3. In my school, adults treat students with respect.**

|                   |        |     |
|-------------------|--------|-----|
| Strongly Agree    | 7,406  | 12% |
| Agree             | 17,999 | 30% |
| Neutral           | 24,859 | 41% |
| Disagree          | ,300   | 10% |
| Strongly Disagree | 241    | 7%  |
| 60805 respondents |        |     |

**4. In my school, students treat each other with respect.**

|                   |        |     |
|-------------------|--------|-----|
| Strongly Agree    | 1,228  | 7%  |
| Agree             | 11,189 | 18% |
| Neutral           | 28,253 | 46% |
| Disagree          | 9,714  | 16% |
| Strongly Disagree | 7,584  | 12% |
| 60768 respondents |        |     |

**5. My school provides me the support that I need.**

|                |       |     |
|----------------|-------|-----|
| Strongly Agree | 7,069 | 12% |
|----------------|-------|-----|

|                   |        |     |
|-------------------|--------|-----|
| Agree             | 19,808 | 33% |
| Neutral           | 25,437 | 42% |
| Disagree          | 305    | 8%  |
| Strongly Disagree | 75     | 6%  |

60494 respondents

**6. At my school, the following programs/services are available (check all that apply):**

|  |        |     |
|--|--------|-----|
| Counseling   | 44,437 | 74% |
| College and/or Career Planning                                       | 31,310 | 52% |
| Family Counseling  | 16,407 | 27% |
| Athletics  | 44,367 | 73% |
| Pro-Social Clubs (e.g., Choose Peace, SAVE Promise)                  | 24,541 | 41% |
| Performing Arts  | 34,521 | 57% |
| Mentoring  | 21,575 | 36% |
| Academic/Social Clubs (e.g., SGA, Debate, NHS, First Priority, etc.) | 35,570 | 59% |

|  |        |     |
|--|--------|-----|
| Peer Counseling/Peer Mediation           | 31,043 | 51% |
| ROTC                                     | 23,513 | 39% |
| Tutoring (e.g., push-in, pull-out, etc.) | 38,040 | 63% |
| Extended Learning Opportunities (ELO)    | 18,083 | 30% |
| Other                                    | 15,537 | 26% |

60376 respondents

7. At my school, I participate in the following programs/services (check all that apply):

|   |        |     |
|---|--------|-----|
| Counseling  | 3,101  | 11% |
| College and/or Career Planning                      | 6,845  | 13% |
| Family Counseling                                   | 10     | 5%  |
| Athletics   | 15,983 | 30% |
| Pro-Social Clubs (e.g., Choose Peace, SAVE Promise) | 948    | 9%  |
| Performing Arts                                     | 9,559  | 18% |



|  |        |     |
|--|--------|-----|
| Mentoring  | 51     | 6%  |
| Academic/Social Clubs (e.g., SGA, Debate, NHS, First Priority, etc.) | 10,447 | 20% |
| Peer Counseling/Peer Mediation                                       | 539    | 9%  |
| ROTC   | 25     | 6%  |
| Tutoring (e.g., push-in, pull-out, etc.)                             | 7,566  | 14% |
| Extended Learning Opportunities (ELO)                                | 38     | 5%  |
| Other  | 19,400 | 36% |

53387 respondents

8. These are the programs/services at my school that I value most or would value if they were available at my school (check all that apply):

|                                |        |     |
|--------------------------------|--------|-----|
| Counseling                     | 11,477 | 21% |
| College and/or Career Planning | 12,723 | 23% |
| Family Counseling              | 6,468  | 12% |
| Athletics                      | 18,262 | 33% |

|  |        |     |
|--|--------|-----|
| Pro-Social Clubs (e.g., Choose Peace, SAVE Promise)                  | 7,327  | 13% |
| Performing Arts  | 11,725 | 21% |
| Mentoring  | 6,648  | 12% |
| Academic/Social Clubs (e.g., SGA, Debate, NHS, First Priority, etc.) | 9,993  | 18% |
| Peer Counseling/Peer Mediation                                       | 7,452  | 13% |
| ROTC   | ,881   | 9%  |
| Tutoring (e.g., push-in, pull-out, etc.)                             | 10,059 | 18% |
| Extended Learning Opportunities (ELO)                                | 5,907  | 11% |
| Other  | 20,715 | 38% |

55207 respondents

**9. I am friends with other students at this school.**

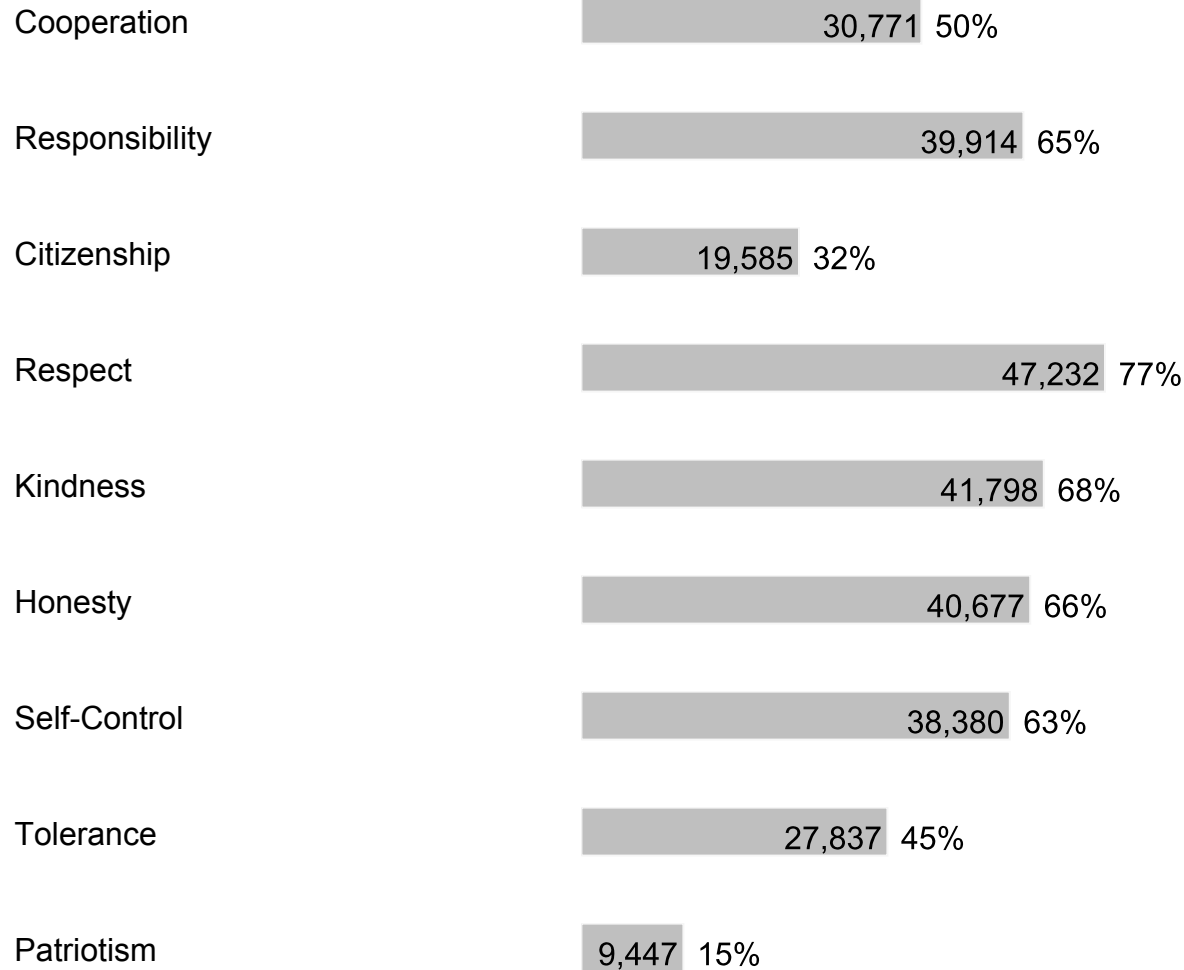
|                |        |     |
|----------------|--------|-----|
| Strongly Agree | 23,507 | 38% |
| Agree          | 24,587 | 40% |
| Neutral        | 10,409 | 17% |

Disagree 2%

Strongly Disagree 2%

61324 respondents

**10. Which character traits do you value the most in yourself and others? (check all that apply)**



61324 respondents

**11. I receive acknowledgement and/or praise for my strengths or accomplishments by adults at my school.**

|                   |        |     |
|-------------------|--------|-----|
| Strongly Agree    | 8,096  | 13% |
| Agree             | 20,423 | 34% |
| Neutral           | 24,521 | 40% |
| Disagree          | 959    | 8%  |
| Strongly Disagree | 35     | 5%  |

60864 respondents


**12. I enjoy eating food prepared by the cafeteria.**

|                   |        |     |
|-------------------|--------|-----|
| Strongly Agree    | 79     | 6%  |
| Agree             | 3,932  | 11% |
| Neutral           | 23,087 | 38% |
| Disagree          | 10,590 | 17% |
| Strongly Disagree | 17,136 | 28% |


61324 respondents

## G. Accountability


### 1. In my school, a high-quality education is offered.



### 2. My school provides me with challenging curriculum, uses a variety of teaching methods and learning experiences to develop the skills I need to succeed.



### 3. My school motivates me to set academic goals and learn new things.



|                   |        |     |
|-------------------|--------|-----|
| Neutral           | 23,516 | 39% |
| Disagree          | 302    | 9%  |
| Strongly Disagree | 25     | 5%  |
| 60751 respondents |        |     |

**4. My teachers use tests, projects, presentations, and portfolios to assess my understanding of what was taught.**

|                   |        |     |
|-------------------|--------|-----|
| Strongly Agree    | 11,988 | 20% |
| Agree             | 26,142 | 43% |
| Neutral           | 16,984 | 28% |
| Disagree          | 7      | 3%  |
| Strongly Disagree | 2      | 2%  |
| N/A               | 4      | 4%  |
| 60817 respondents |        |     |

**5. My school prepares me for success in the next school year.**

|                   |        |     |
|-------------------|--------|-----|
| Strongly Agree    | 9,913  | 16% |
| Agree             | 25,095 | 41% |
| Neutral           | 21,085 | 35% |
| Disagree          | 10     | 4%  |
| Strongly Disagree | 4      | 3%  |
| 60817 respondents |        |     |

**6. Lessons and materials in our school prepare us to be effective users of media and technology.**

|                   |        |     |
|-------------------|--------|-----|
| Strongly Agree    | 7,853  | 13% |
| Agree             | 22,752 | 38% |
| Neutral           | 24,301 | 40% |
| Disagree          | 80     | 6%  |
| Strongly Disagree | 3      | 4%  |
| 60669 respondents |        |     |

7. In class, students spend considerable amounts of time actively engaged in learning (such as solving problems, discussing ideas, creating their own work, reading, writing, speaking and researching).

|                   |        |     |
|-------------------|--------|-----|
| Strongly Agree    | 3,904  | 11% |
| Agree             | 20,705 | 34% |
| Neutral           | 25,648 | 42% |
| Disagree          | 774    | 8%  |
| Strongly Disagree | 10     | 4%  |
| 60721 respondents |        |     |

8. My teachers effectively engage students in the classroom and encourage creative thinking.

|                   |        |     |
|-------------------|--------|-----|
| Strongly Agree    | 7,299  | 12% |
| Agree             | 22,184 | 37% |
| Neutral           | 25,039 | 41% |
| Disagree          | 101    | 6%  |
| Strongly Disagree | 4      | 4%  |

60707 respondents

**9. There are few distractions during class.**

|                   |        |     |
|-------------------|--------|-----|
| Strongly Agree    | 9,267  | 15% |
| Agree             | 17,047 | 28% |
| Neutral           | 23,757 | 39% |
| Disagree          | 5,563  | 11% |
| Strongly Disagree | 28     | 7%  |

60762 respondents

**10. Students are encouraged to work in groups regularly.**

|                   |        |     |
|-------------------|--------|-----|
| Strongly Agree    | 295    | 9%  |
| Agree             | 17,000 | 28% |
| Neutral           | 28,728 | 47% |
| Disagree          | 3,782  | 11% |
| Strongly Disagree | 34     | 5%  |

60689 respondents

**11. Teachers are generally fair when it comes to grading student work.**

|                |        |     |
|----------------|--------|-----|
| Strongly Agree | 7,763  | 13% |
| Agree          | 21,124 | 35% |
| Neutral        | 24,116 | 40% |
| Disagree       | 335    | 7%  |



Strongly Disagree 77 5%  
60715 respondents

**12. I give class presentations or share my work with classmates.**

Strongly Agree 3,412 11%  
Agree 19,866 33%  
Neutral 25,557 42%  
Disagree 768 9%  
Strongly Disagree 34 5%  
60737 respondents

**13. I work on assignments that challenge me and/or take more than one class period to complete.**

Strongly Agree 10,333 17%  
Agree 24,155 40%  
Neutral 21,675 36%  
Disagree 37 5%  
Strongly Disagree 1 3%  
60691 respondents

**14. I complete meaningful homework to review what I learned in class and/or prepare for the next day's lesson.**

Strongly Agree 7,872 13%  
Agree 21,780 36%  
Neutral 24,294 40%

Disagree 52 7%

Strongly Disagree 3 4%

60691 respondents

**15. I receive feedback about my work that helps me better understand what I'm learning.**

Strongly Agree 7,151 12%

Agree 21,129 35%

Neutral 24,549 40%

Disagree 185 9%

Strongly Disagree 31 4%

60675 respondents

**16. I am provided opportunities to correct or improve my work.**

Strongly Agree 8,044 13%

Agree 23,484 39%

Neutral 22,888 38%

Disagree 07 6%

Strongly Disagree 9 4%

60662 respondents

**17. I am provided opportunities to participate in class discussions and activities.**

Strongly Agree 8,786 14%

Agree 26,848 44%

|                   |        |     |
|-------------------|--------|-----|
| Neutral           | 21,688 | 36% |
| Disagree          | 5      | 3%  |
| Strongly Disagree | 4      | 3%  |

60611 respondents

**18. My teachers explain their expectations so I can be successful.**

|                   |        |     |
|-------------------|--------|-----|
| Strongly Agree    | 8,982  | 15% |
| Agree             | 24,858 | 41% |
| Neutral           | 22,196 | 37% |
| Disagree          | 36     | 5%  |
| Strongly Disagree | 9      | 3%  |

60671 respondents

**19. My teachers provide me with information about how well I am doing in school.**

|                   |        |     |
|-------------------|--------|-----|
| Strongly Agree    | 7,927  | 13% |
| Agree             | 22,822 | 38% |
| Neutral           | 23,749 | 39% |
| Disagree          | 185    | 7%  |
| Strongly Disagree | 2      | 3%  |

60665 respondents

**20. Teachers regularly post information online or send home a newsletter.**

|                |       |     |
|----------------|-------|-----|
| Strongly Agree | 7,034 | 12% |
|----------------|-------|-----|

|                   |        |     |
|-------------------|--------|-----|
| Agree             | 18,968 | 31% |
| Neutral           | 26,065 | 43% |
| Disagree          | 660    | 9%  |
| Strongly Disagree | 52     | 5%  |
| 60679 respondents |        |     |

**21. My teachers keep my family informed of my academic progress.**

|                   |        |     |
|-------------------|--------|-----|
| Strongly Agree    | 7,320  | 12% |
| Agree             | 18,105 | 30% |
| Neutral           | 26,080 | 43% |
| Disagree          | ,107   | 10% |
| Strongly Disagree | 02     | 5%  |
| 60714 respondents |        |     |

**22. My school considers students' opinions when changing rules/policies and planning ways to improve the school.**

|                   |        |     |
|-------------------|--------|-----|
| Strongly Agree    | ,331   | 9%  |
| Agree             | 14,246 | 23% |
| Neutral           | 27,071 | 45% |
| Disagree          | 7,487  | 12% |
| Strongly Disagree | ,492   | 11% |
| 60627 respondents |        |     |

**23. My school shares information about school success with my community.**

|                   |        |     |
|-------------------|--------|-----|
| Strongly Agree    | ,352   | 10% |
| Agree             | 18,119 | 30% |
| Neutral           | 27,955 | 46% |
| Disagree          | 203    | 9%  |
| Strongly Disagree | 32     | 5%  |
| 60711 respondents |        |     |

**24. Our school uses different ways to communicate what is happening to parents and students.**

|                   |        |     |
|-------------------|--------|-----|
| Strongly Agree    | 7,976  | 13% |
| Agree             | 22,065 | 36% |
| Neutral           | 25,210 | 42% |
| Disagree          | 54     | 5%  |
| Strongly Disagree | 2      | 4%  |
| 60737 respondents |        |     |

## H. Additional Information

1. What else would you like to tell us about your school?

Free form text answers are available in the exported CSV report



## Appendix

### Schools

- Broward County Public Schools
- Pasadena Lakes Elementary School
- Lloyd Estates Elementary School
- Coconut Palm Elementary School
- Larkdale Elementary School
- Park Ridge Elementary School
- Plantation Elementary School
- Driftwood Middle School
- Pompano Beach Elementary School
- Nova Middle School
- Lanier-James Education Center
- Pine Ridge Education Center
- College Academy at Broward College
- Westglades Middle School
- Coral Cove Elementary School
- Charles Drew Elementary Magnet School
- Northeast High School
- Banyan Elementary School
- Hollywood Hills Elementary School
- Stoneman Douglas High School
- Palmview Elementary School
- Country Isles Elementary School
- Sunset Lakes Elementary School
- Deerfield Beach Elementary School
- Orange Brook Elementary School
- Dave Thomas Education Center
- Piper High School
- Coral Springs Middle School
- Apollo Middle School
- Eagle Point Elementary School
- Pompano Beach High School

Crystal Lake Middle School  
Plantation Middle School  
Boulevard Heights Elementary School  
Monarch High School  
Oakland Park Elementary School  
Cypress Elementary School  
Atlantic Technical College & Technical High School  
James S. Hunt Elementary School  
Ramblewood Middle School  
Tradewinds Elementary School  
Coconut Creek High School  
South Plantation High School  
Sheridan Technical High School  
Coral Glades High School  
Pompano Beach Middle School  
Ramblewood Elementary School  
Stirling Elementary School  
Nova Dwight D. Eisenhower Elementary School  
Miramar Elementary School  
Western High School  
Plantation High School  
Plantation Park Elementary School  
Driftwood Elementary School  
Cypress Bay High School  
Indian Ridge Middle School  
Attucks Middle School  
Rickards Middle School  
Castle Hill Elementary School  
Whiddon-Rogers Education Center  
Atlantic West Elementary School  
Silver Lakes Elementary School  
North Side Elementary School  
Margate Middle School  
Sawgrass Elementary School  
Silver Palms Elementary School  
Bair Middle School  
Nova High School  
Glades Middle School  
Coral Springs High School  
Walter C. Young Middle School  
South Broward High School  
Seagull Alternative High School  
Cypress Run Education Center



Indian Trace Elementary School  
Virginia Shuman Young Elementary School  
New Renaissance Middle School  
William T. McFatter Technical College  
Silver Lakes Middle School  
Lyons Creek Middle School  
McNab Elementary School  
Millennium 6-12 Collegiate Academy  
Cooper City High School  
Margate Elementary School  
New River Middle School  
Martin Luther King Elementary School  
J. P. Taravella High School  
Tropical Elementary  
William Dandy Middle School  
Nova Blanche Forman Elementary School  
Broward Estates Elementary School  
Winston Park Elementary School  
McNicol Middle School  
Coral Park Elementary School  
Bennett Elementary School  
Chapel Trail Elementary School  
Tedder Elementary School  
Lauderdale Lakes Middle School  
Oriole Elementary School  
Cross Creek School  
Henry D. Perry Educational Center  
Peters Elementary School  
Deerfield Park Elementary School  
McArthur High School  
Pioneer Middle School  
Flamingo Elementary School  
Whispering Pines School  
Charles W. Flanagan High School  
Fort Lauderdale High School  
Blanche Ely High School  
Pembroke Pines Elementary School  
Sawgrass Springs Middle School  
Stranahan High School  
Bayview Elementary School  
Cooper City Elementary School  
Olsen Middle School  
Seminole Middle School

Hollywood Hills High School  
Deerfield Beach Middle School  
Parkway Middle School of the Arts  
Everglades Elementary School  
Boyd H. Anderson High School  
Gulfstream Academy of Hallandale Beach  
Central Park Elementary School  
Coconut Creek Elementary School  
Westchester Elementary School  
Lauderhill 6-12  
Broward Virtual Education  
Mirror Lake Elementary School  
Deerfield Beach High School  
Dillard Elementary School  
Sheridan Hills Elementary School  
Sheridan Park Elementary School  
Hallandale All Magnet High School  
Falcon Cove Middle School  
Tequesta Trace Middle School  
Miramar High School  
Annabel C. Perry Elementary School  
Sunrise Middle School  
Westpine Middle School  
Pines Middle School  
Forest Glen Middle School  
Everglades High School  
Forest Hills Elementary School  
Quiet Waters Elementary School  
Dillard High School  
Coral Springs Elementary School  
Silver Trail Middle School  
Pembroke Lakes Elementary School  
West Broward High School  
Discovery Elementary School  
Beachside Montessori Village Elementary