



# YOUTH HEALTH & CLIMATE

## Flanagan High School

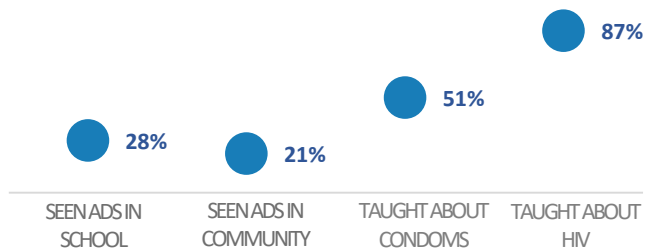
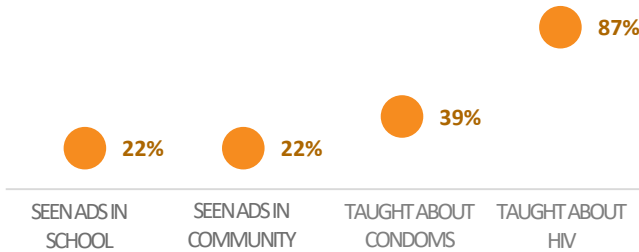
2014

1,590 STUDENTS

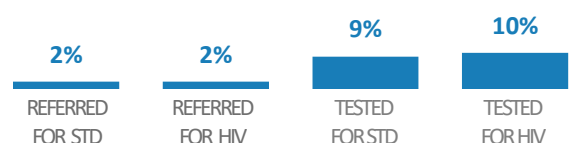
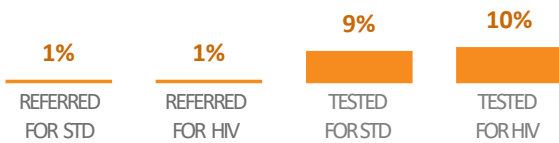
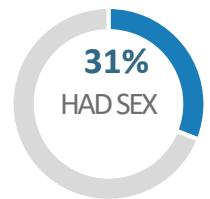
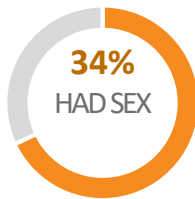
2016

1,451 STUDENTS

### SEXUAL EDUCATION

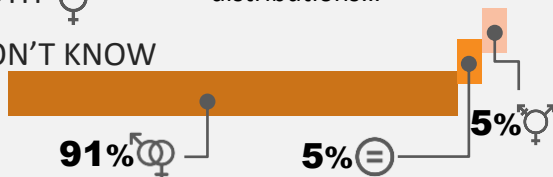


### SEXUAL PRACTICES



#### SEXUAL ATTRACTION<sup>+</sup>

- 89% OPPOSITE
- 2% SAME SEX
- 7% BOTH
- 2% DON'T KNOW

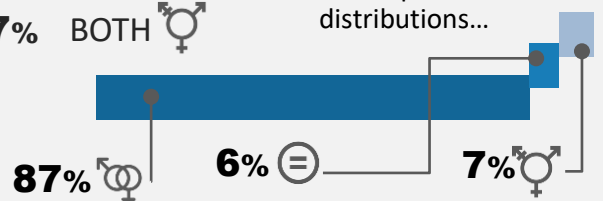


#### SEXUAL CONTACT

Of those **503** students who reported sexual contact, these are the sexual partner distributions...

#### SEXUAL ATTRACTION<sup>+</sup>

- 89% OPPOSITE
- 3% SAME SEX
- 7% BOTH



#### SEXUAL CONTACT

Of those **433** students who reported sexual contact, these are the sexual partner distributions...

<sup>+</sup> Sexual attraction is not the same as sexual contact. The 2014 sexual attraction percentages were derived from a sample size of 1,550 students.

<sup>\*\*</sup>Some percentages were rounded to next whole number\*\*



2014

2016

## SCHOOL CLIMATE

27%

AVOID HALLWAYS/STAIRWELLS  
BECAUSE THEY FEEL  
UNCOMFORTABLE



38%

AVOID HALLWAYS/STAIRWELLS  
BECAUSE THEY FEEL  
UNCOMFORTABLE



IN 2014, MORE THAN **50%** OF STUDENTS:

- FEEL SAFE ON CAMPUS
- FEEL CLOSE TO PEOPLE AT SCHOOL
- FEEL HAPPY



IN 2016, MORE THAN **46%** OF STUDENTS:

- FEEL SAFE ON CAMPUS
- FEEL CLOSE TO PEOPLE AT SCHOOL
- FEEL HAPPY



## IDENTITY REPORT

89% HETEROSEXUAL

6% BISEXUAL

3% DON'T KNOW

2% GAY/LESBIAN

1% TRANSGENDER

88% HETEROSEXUAL

7% BISEXUAL

3% DON'T KNOW

2% GAY/LESBIAN

2% TRANSGENDER