



YOUTH HEALTH & CLIMATE

Northeast High School

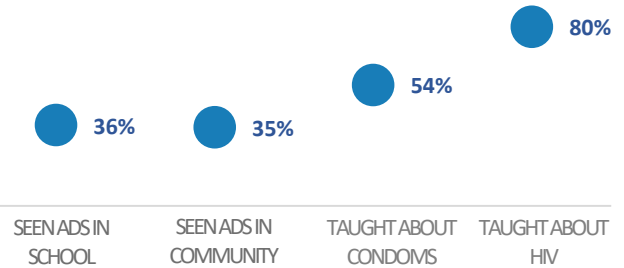
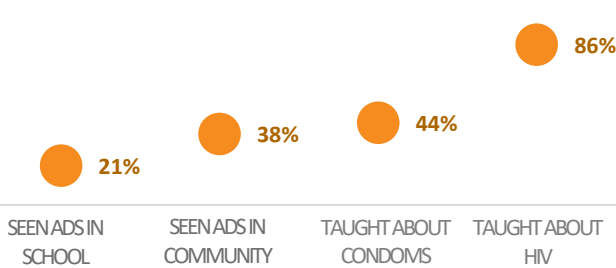
2014

1,469 STUDENTS

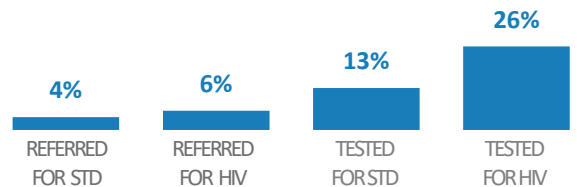
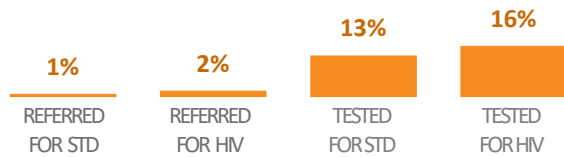
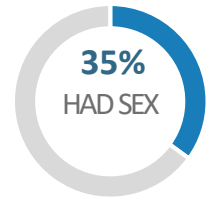
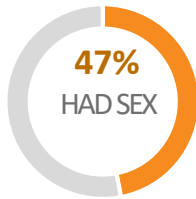
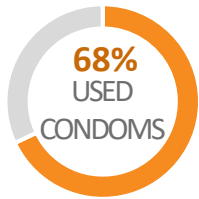
2016

921 STUDENTS

SEXUAL EDUCATION

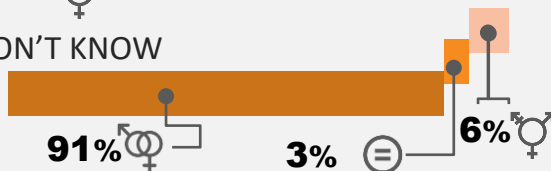


SEXUAL PRACTICES



SEXUAL ATTRACTION⁺

- 88% OPPOSITE
- 2% SAME SEX
- 8% BOTH
- 2% DON'T KNOW

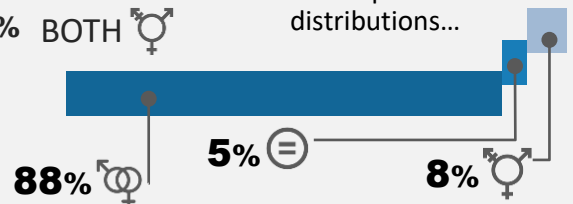


SEXUAL CONTACT

Of those **648** students who reported sexual contact, these are the sexual partner distributions...

SEXUAL ATTRACTION⁺

- 87% OPPOSITE
- 3% SAME SEX
- 10% BOTH



SEXUAL CONTACT

Of those **301** students who reported sexual contact, these are the sexual partner distributions...

⁺ Sexual attraction is not the same as sexual contact. The 2014 sexual attraction percentages were derived from a sample size of 1,443 students.

^{**}Some percentages were rounded to next whole number**



2014

2016

SCHOOL CLIMATE


36%

AVOID THE CAFETERIA
BECAUSE THEY FEEL
UNCOMFORTABLE



34%

AVOID THE CAFETERIA
BECAUSE THEY FEEL
UNCOMFORTABLE



IN 2014, MORE THAN **43%** OF STUDENTS:

- FEEL SAFE ON CAMPUS
- FEEL CLOSE TO PEOPLE AT SCHOOL
- FEEL HAPPY



IN 2016, MORE THAN **42%** OF STUDENTS:

- FEEL SAFE ON CAMPUS
- FEEL CLOSE TO PEOPLE AT SCHOOL
- FEEL HAPPY



IDENTITY REPORT

88% HETEROSEXUAL

7% BISEXUAL

4% DON'T KNOW

2% GAY/LESBIAN

2% TRANSGENDER

84% HETEROSEXUAL

9% BISEXUAL

5% DON'T KNOW

2% GAY/LESBIAN

2% TRANSGENDER