



YOUTH HEALTH & CLIMATE

South Plantation High School

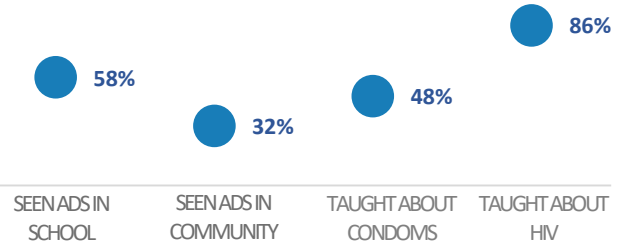
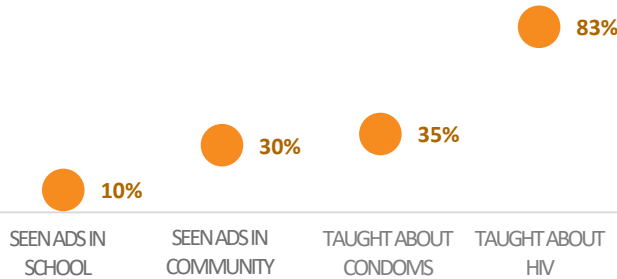
2014

1,907 STUDENTS

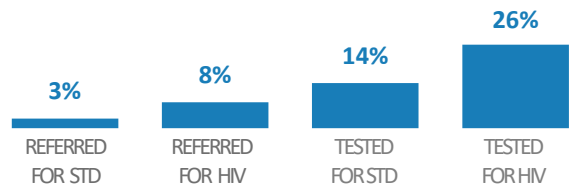
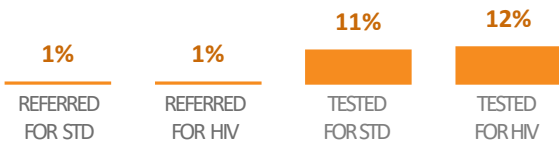
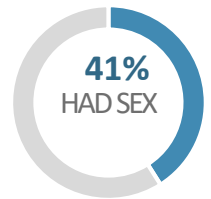
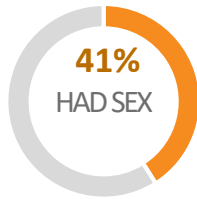
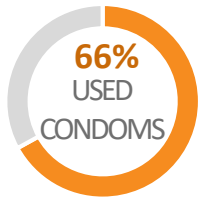
2016

1,684 STUDENTS

SEXUAL EDUCATION

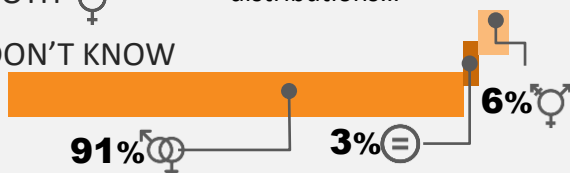


SEXUAL PRACTICES



SEXUAL ATTRACTION⁺

- 88% OPPOSITE
- 2% SAME SEX
- 8% BOTH
- 2% DON'T KNOW

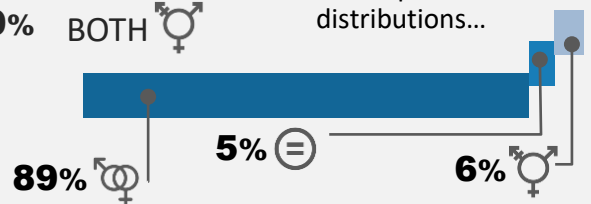


SEXUAL CONTACT

Of those **738** students who reported sexual contact, these are the sexual partner distributions...

SEXUAL ATTRACTION⁺

- 87% OPPOSITE
- 4% SAME SEX
- 9% BOTH



SEXUAL CONTACT

Of those **671** students who reported sexual contact, these are the sexual partner distributions...

⁺ Sexual attraction is not the same as sexual contact. The 2014 sexual attraction percentages were derived from a sample size of 1,872 students.

^{**} Some percentages were rounded to next whole number**



2014

2016

SCHOOL CLIMATE


43%

AVOID THE CAFETERIA
BECAUSE THEY FEEL
UNCOMFORTABLE



31%

AVOID THE CAFETERIA
BECAUSE THEY FEEL
UNCOMFORTABLE



IN 2014, MORE THAN **50%** OF STUDENTS:

- FEEL SAFE ON CAMPUS
- FEEL CLOSE TO PEOPLE AT SCHOOL
- FEEL HAPPY

IN 2016, MORE THAN **46%** OF STUDENTS:

- FEEL SAFE ON CAMPUS
- FEEL CLOSE TO PEOPLE AT SCHOOL
- FEEL HAPPY



IDENTITY REPORT

88% HETEROSEXUAL

6% BISEXUAL

5% DON'T KNOW

1% GAY/LESBIAN

1% TRANSGENDER

85% HETEROSEXUAL

7% BISEXUAL

5% DON'T KNOW

3% GAY/LESBIAN

2% TRANSGENDER