



# YOUTH HEALTH & CLIMATE

## Deerfield Beach High School

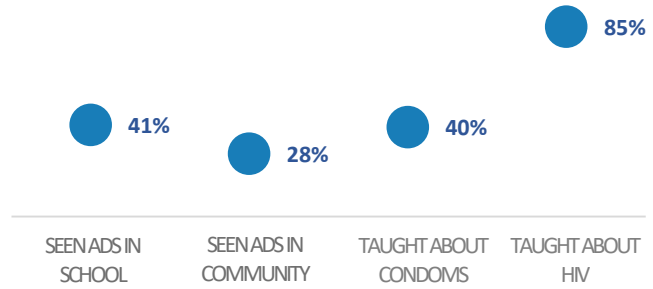
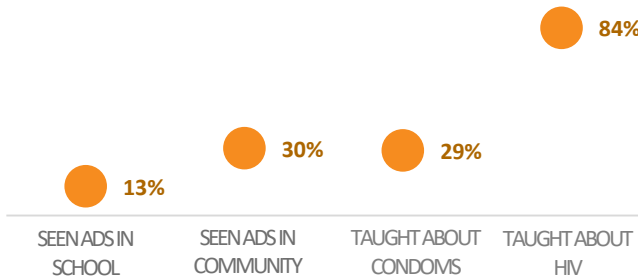
2014

1,890 STUDENTS

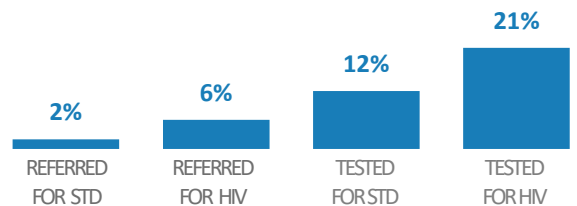
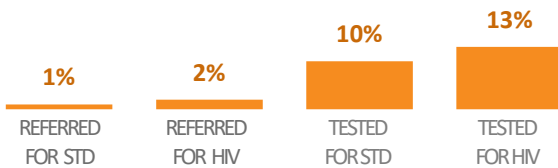
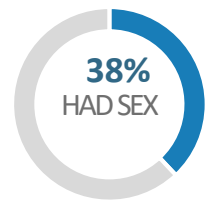
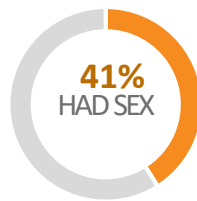
2016

1,867 STUDENTS

### SEXUAL EDUCATION

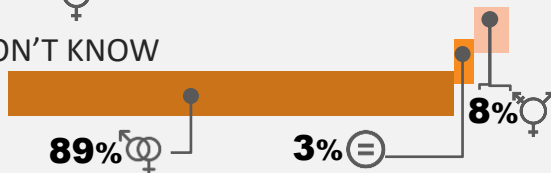


### SEXUAL PRACTICES



### SEXUAL ATTRACTION<sup>+</sup>

- 86% OPPOSITE
- 2% SAME SEX
- 8% BOTH
- 3% DON'T KNOW

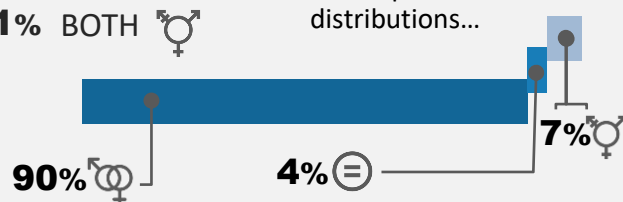


### SEXUAL CONTACT

Of those **720** students who reported sexual contact, these are the sexual partner distributions...

### SEXUAL ATTRACTION<sup>+</sup>

- 86% OPPOSITE
- 3% SAME SEX
- 11% BOTH



### SEXUAL CONTACT

Of those **686** students who reported sexual contact, these are the sexual partner distributions...

<sup>+</sup> Sexual attraction is not the same as sexual contact. The 2014 sexual attraction percentages were derived from a sample size of 1,874 students.

<sup>\*\*</sup> Some percentages were rounded to next whole number\*\*



2014

2016

## SCHOOL CLIMATE


40%

AVOID THE CAFETERIA  
BECAUSE THEY FEEL  
UNCOMFORTABLE



29%

AVOID THE CAFETERIA  
BECAUSE THEY FEEL  
UNCOMFORTABLE



IN 2014, MORE THAN **44%** OF STUDENTS:

- FEEL SAFE ON CAMPUS
- FEEL CLOSE TO PEOPLE AT SCHOOL
- FEEL HAPPY

IN 2016, MORE THAN **47%** OF STUDENTS:

- FEEL SAFE ON CAMPUS
- FEEL CLOSE TO PEOPLE AT SCHOOL
- FEEL HAPPY



## IDENTITY REPORT

86% HETEROSEXUAL

7% BISEXUAL

5% DON'T KNOW

2% GAY/LESBIAN

1% TRANSGENDER

83% HETEROSEXUAL

10% BISEXUAL

4% DON'T KNOW

3% GAY/LESBIAN

2% TRANSGENDER