

# Parent Survey 021119

---

run on 09/16/2019



surveys

Custom Survey

1 survey(s) 152 response(s)

**Report Filters****School:**  
N/A**Race:**  
N/A**Grade:**  
N/A**Gender:**  
N/A**Ethnicity:**  
N/A**Tag:**  
N/A

## Parent Survey 021119

### Demographics

Number of Responses | Percentages of Total Responses

#### 1. Gender

Male 34 28%

Female 89 72%

123 respondents

#### 2. Race

Asian 8 7%

Black or African American 3 3%

White 92 78%

Two or more races 15 13%

118 respondents

#### 3. Ethnicity

Hispanic 64 55%

Non-Hispanic or Latino 52 45%

116 respondents

#### 4. Grade

Pre-Kindergarten 4 3%

Kindergarten 17 12%

1st Grade 14 10%

2nd Grade 17 12%

3rd Grade 21 15%

4th Grade 29 20%

5th Grade 40 28%

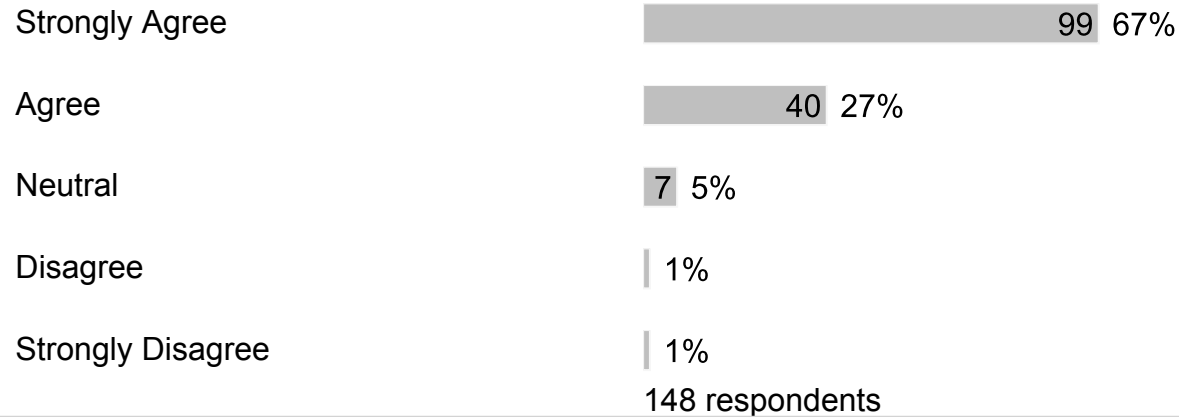
6th Grade 1 1%

11th Grade 1 1%

144 respondents

## C. Items

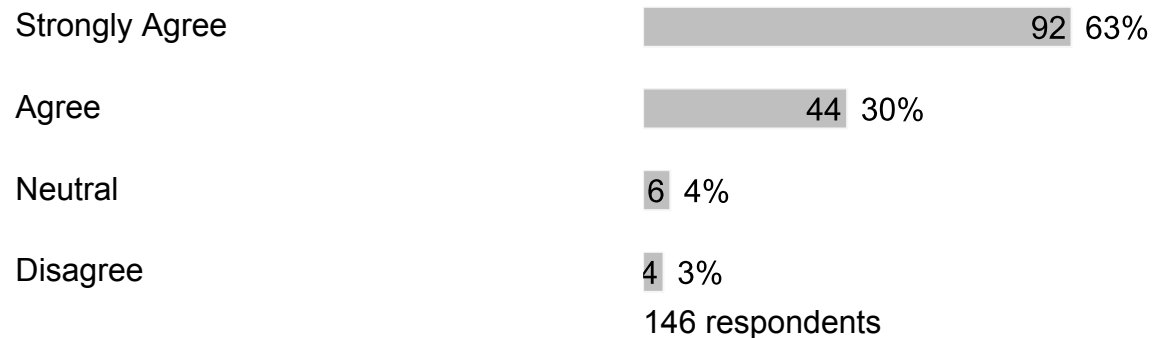
1. Our school's mission statement is clearly focused on student success.



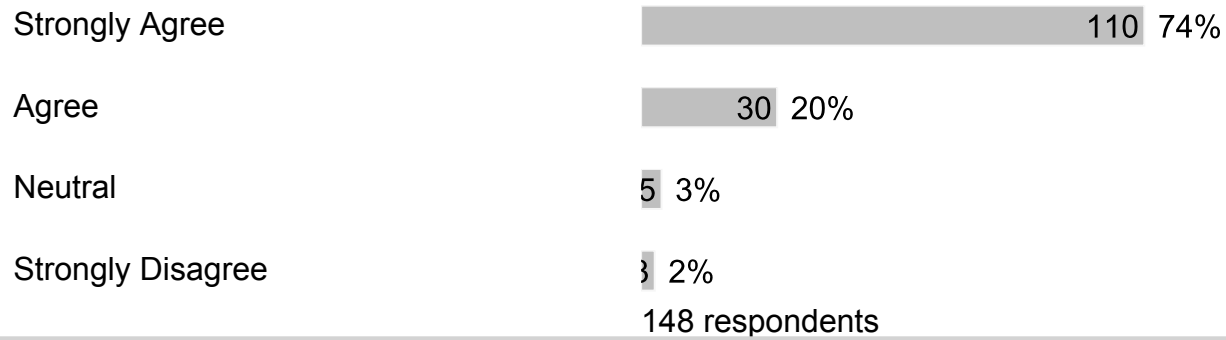
2. Through the School Advisory Council (SAC), the School Improvement Plan (SIP) is regularly reviewed and revised.



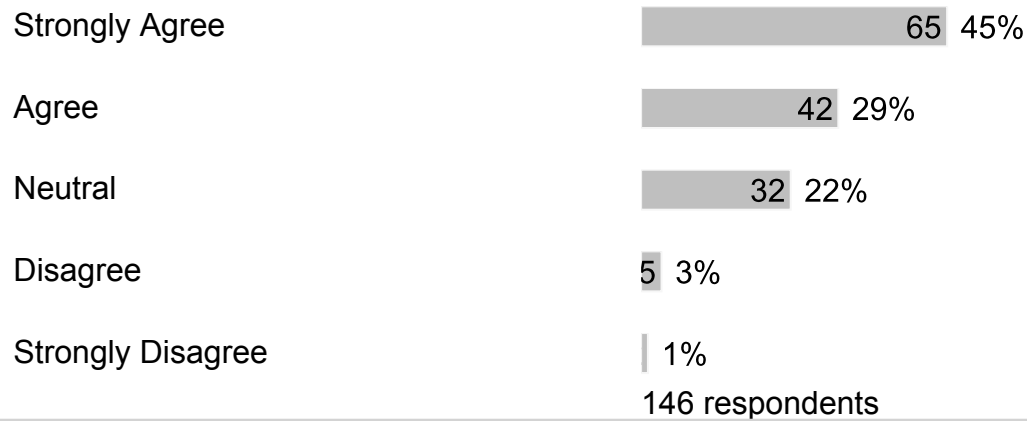
3. Our school has established goals and a plan for improving student learning.



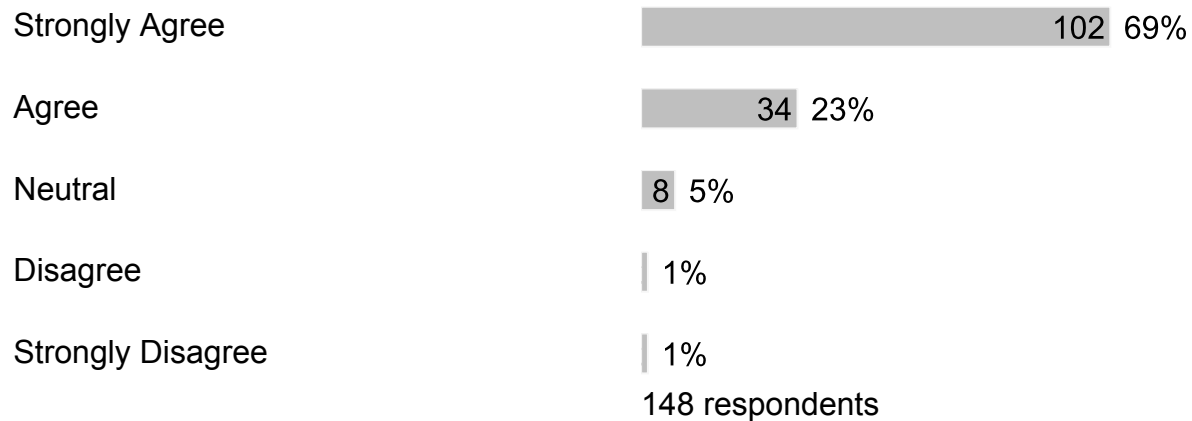
**4. Our school's administration operates responsibly and functions effectively.**



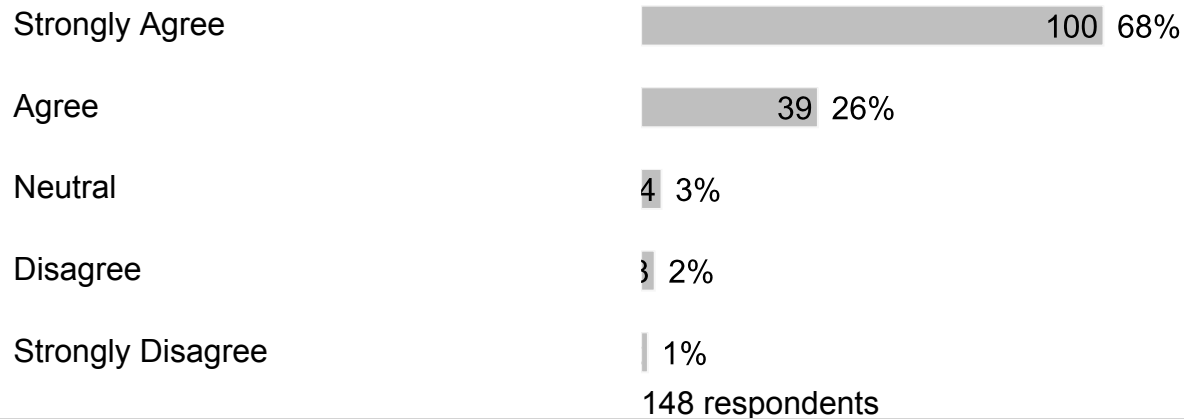
**5. Our school board does not interfere with the operation or leadership of our school.**



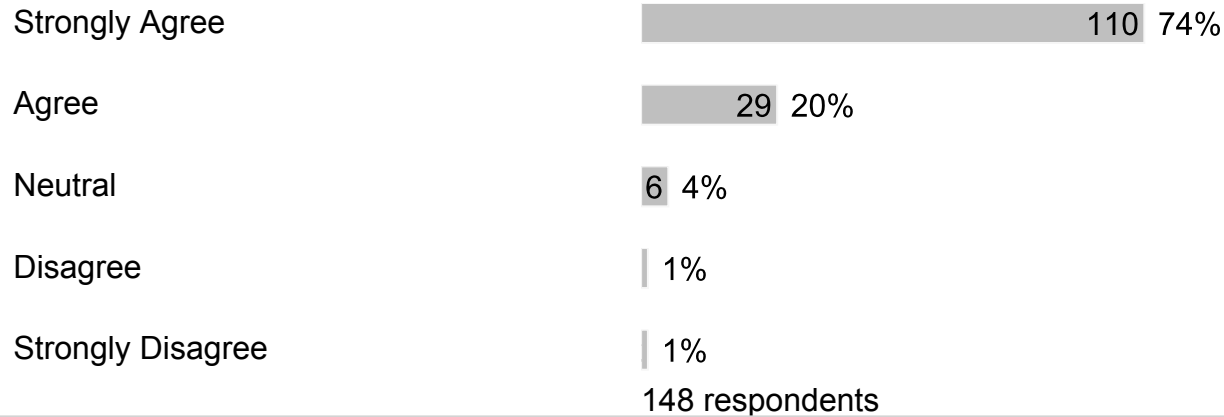
**6. Our school has high expectations for students in all classes.**



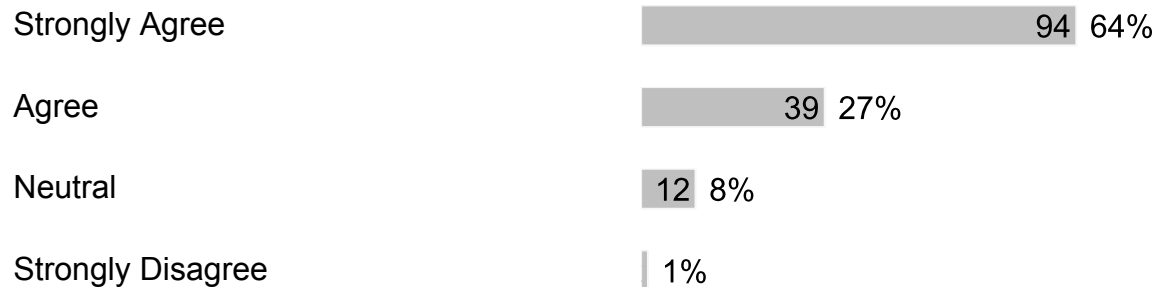
**7. Our school shares responsibility for student learning with its staff, parents and community members.**



**8. Our school communicates about its goals and activities. (e.g., website, social media, parent link, marquee, etc.)**

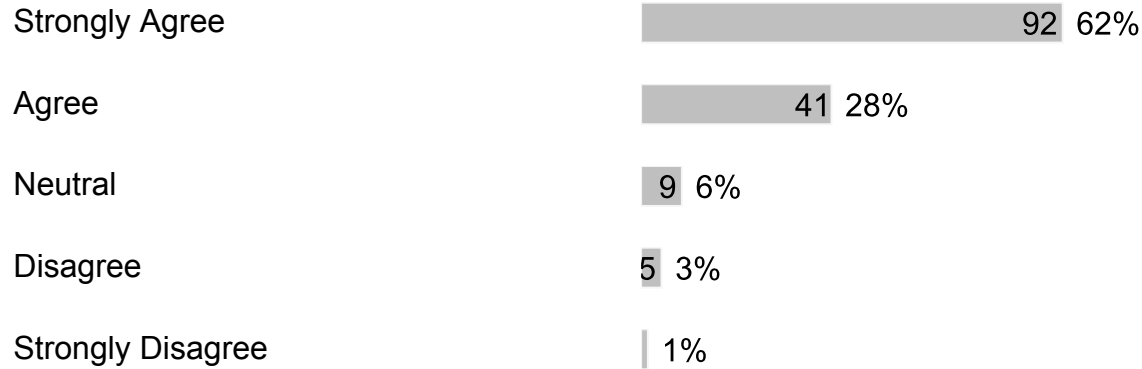


**9. Our school provides opportunities for parents and community members to be involved through the School Advisory Forum (SAF).**



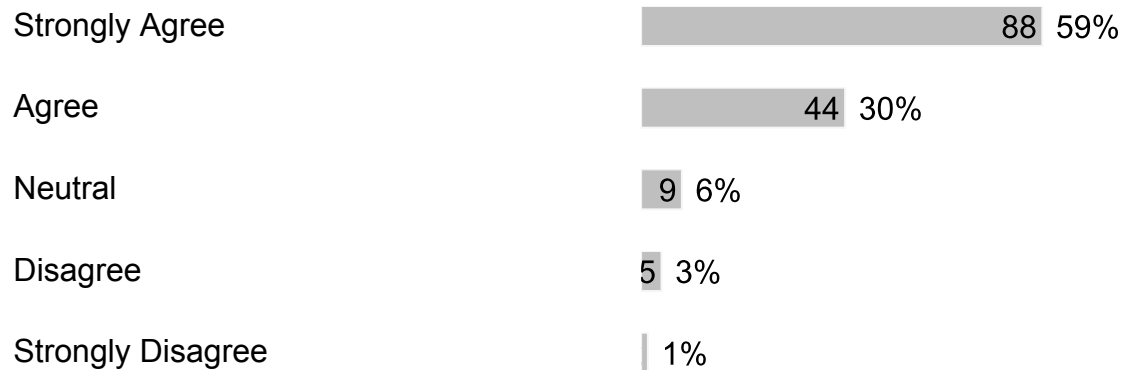
147 respondents

**10. Most of my child's teachers provide a fair curriculum that meets his/her learning needs.**



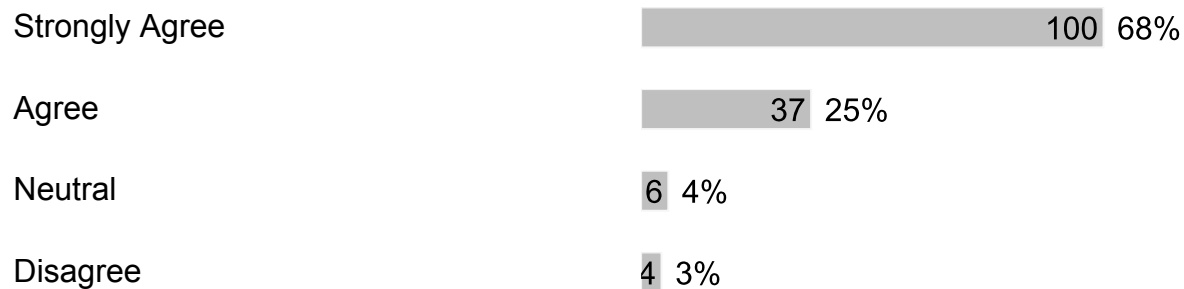
148 respondents

**11. Most of my child's teachers give work that challenges my child.**



148 respondents

**12. Most of my child's teachers use a variety of teaching strategies and learning activities.**





Strongly Disagree | 1%  
148 respondents

**13. Most of my child's teachers meet his/her learning needs by adjusting the instruction.**

Strongly Agree 91 61%  
Agree 40 27%  
Neutral 12 8%  
Disagree 4 3%  
Strongly Disagree | 1%  
148 respondents

**14. Most of my child's teachers work as a team to help my child learn.**

Strongly Agree 91 62%  
Agree 40 27%  
Neutral 11 8%  
Disagree 3 2%  
Strongly Disagree | 1%  
146 respondents

**15. Most of my child's teachers help me to understand my child's progress.**

Strongly Agree 93 64%  
Agree 37 26%  
Neutral 7 5%

Disagree 6 4%

Strongly Disagree 1 1%

145 respondents

**16. Most of my child's teachers keep me informed regularly about how my child is being graded.**

Strongly Agree 94 64%

Agree 33 22%

Neutral 10 7%

Disagree 8 5%

Strongly Disagree 1 1%

147 respondents

**17. Most of my child's teachers report on my child's progress in easy to understand language.**

Strongly Agree 100 68%

Agree 34 23%

Neutral 10 7%

Disagree 3 2%

Strongly Disagree 1 1%

148 respondents

**18. My child sees a relationship between what is being taught and his/her everyday life.**

Strongly Agree 83 56%

Agree 49 33%

Neutral 15 10%

Disagree 1 1%

148 respondents

**19. My child knows the expectations for learning in most classes.**

Strongly Agree 87 60%

Agree 47 32%

Neutral 10 7%

Disagree 1 1%

146 respondents

**20. My child has at least one adult supporter in the school. (e.g., teacher, counselor, mentor, coach, etc.)**

Strongly Agree 97 66%

Agree 41 28%

Neutral 9 6%

Disagree 1 1%

148 respondents

**21. My child is given multiple tests and graded assignments to measure his/her understanding of what was taught.**

Strongly Agree 81 55%

Agree 47 32%

Neutral 15 10%

Disagree 3 2%

Strongly Disagree | 1%  
148 respondents

**22. My child has up-to-date computers and other technology to learn.**

Strongly Agree 100 68%  
Agree 39 26%  
Neutral 6 4%  
Disagree | 1%  
Strongly Disagree | 1%  
148 respondents

**23. My child has access to various types of school counselors based on his/her identified needs.**

Strongly Agree 86 58%  
Agree 34 23%  
Neutral 23 16%  
Disagree 5 3%  
148 respondents

**24. Our school provides qualified staff members to support student learning.**

Strongly Agree 98 66%  
Agree 35 24%  
Neutral 11 7%  
Disagree | 1%

Strongly Disagree | 1%  
148 respondents

**25. Our school provides enough books, computers and learning materials that are current and in good condition.**

Strongly Agree 101 68%  
Agree 36 24%  
Neutral 6 4%  
Disagree | 1%  
Strongly Disagree } 2%  
148 respondents

**26. Our school provides a safe learning environment.**

Strongly Agree 116 78%  
Agree 26 18%  
Neutral 4 3%  
Strongly Disagree | 1%  
148 respondents

**27. Our school provides students with access to a variety of information resources to support their learning.**

Strongly Agree 102 69%  
Agree 38 26%  
Neutral 6 4%  
Disagree | 1%

Strongly Disagree | 1%  
148 respondents

**28. Our school provides excellent support services (e.g., counseling, tutoring and/or career planning).**

Strongly Agree 84 57%  
Agree 33 22%  
Neutral 25 17%  
Disagree 4 3%  
Strongly Disagree | 1%  
148 respondents

**29. Our school provides opportunities for students to participate in activities that interest them.**

Strongly Agree 98 66%  
Agree 35 24%  
Neutral 10 7%  
Disagree 3 2%  
Strongly Disagree | 1%  
148 respondents

**30. Our school ensures that the facilities support student learning.**

Strongly Agree 96 65%  
Agree 43 29%  
Neutral 6 4%

Disagree | 1%

Strongly Disagree | 1%

148 respondents

**31. Our school ensures the effective use of the monies available through the budget, grants, awards, etc.**

Strongly Agree 87 59%

Agree 41 28%

Neutral 18 12%

Strongly Disagree | 1%

148 respondents

**32. Our school ensures that instructional time is protected and interruptions are minimized.**

Strongly Agree 86 58%

Agree 49 33%

Neutral 9 6%

Disagree | 1%

Strongly Disagree | 1%

148 respondents

**33. Our school ensures that all staff members monitor and report the achievement of school goals.**

Strongly Agree 83 56%

Agree 50 34%

Neutral 12 8%

Disagree | 1%

Strongly Disagree | 1%

148 respondents

**34. My child is prepared for success in the next school year.**

Strongly Agree 93 63%

Agree 39 27%

Neutral 11 7%

Disagree | 1%

Strongly Disagree | 1%

147 respondents

**35. The principal is a visible and positive education leader at the school.**

Strongly Agree 133 90%

Agree 10 7%

Neutral | 1%

Disagree 3 2%

Strongly Disagree | 1%

148 respondents

**36. The principal is accessible via e-mails, texts, phone calls, or personal visits.**

Strongly Agree 122 83%

Agree 14 10%



Neutral 8 5%

Disagree 1 1%

Strongly Disagree 1 1%

147 respondents

**37. The principal maintains a safe and secure school.**

Strongly Agree 128 87%

Agree 16 11%

Neutral 1 1%

Strongly Disagree 1 1%

147 respondents

**39. The assistant principal(s) is a visible and positive education leader at the school.**

Strongly Agree 106 72%

Agree 29 20%

Neutral 9 6%

Strongly Disagree 3 2%

147 respondents

**40. The assistant principal(s) is accessible via e-mails, texts, phone calls, or personal visits.**

Strongly Agree 96 65%

Agree 30 20%

Neutral 17 12%

Disagree | 1%  
Strongly Disagree } 2%  
147 respondents

**41. The assistant principal(s) maintains a safe and secure school.**

Strongly Agree 110 74%  
Agree 27 18%  
Neutral 8 5%  
Strongly Disagree } 2%  
148 respondents

**42. My child enjoys eating food prepared by the cafeteria.**

Strongly Agree 38 26%  
Agree 37 25%  
Neutral 35 24%  
Disagree 26 18%  
Strongly Disagree 11 7%  
147 respondents

**38. My child receives an acceptable amount of reasonable homework.**

Strongly Agree 70 47%  
Agree 55 37%  
Neutral 14 9%

Disagree 6 4%

Strongly Disagree 3 2%

148 respondents

**43. My child likes going to school.**

Strongly Agree 111 75%

Agree 33 22%

Neutral 3 2%

Disagree 1 1%

148 respondents

**44. What do you like best about your school?**

Free form text answers are available in the exported CSV report

**45. What do you like least about your school?**

Free form text answers are available in the exported CSV report

**46. What is one suggestion you would like to offer to improve your school?**

Free form text answers are available in the exported CSV report