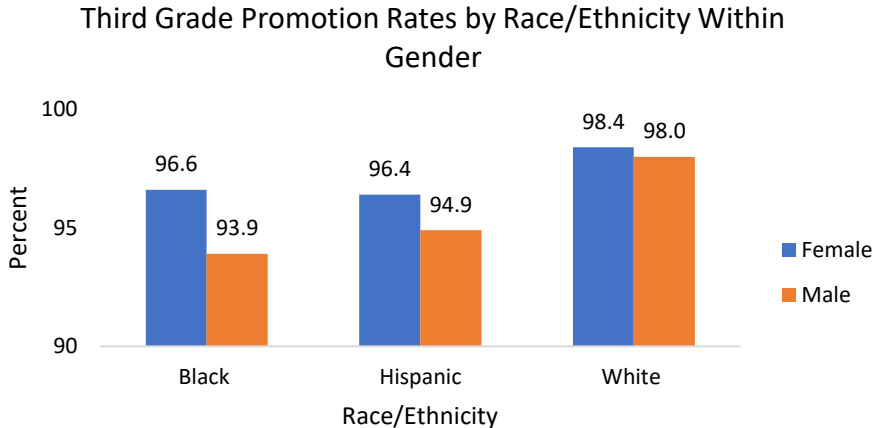


2020-21 Promotion Rate
Overall
98.4%
Third grade
96.0%

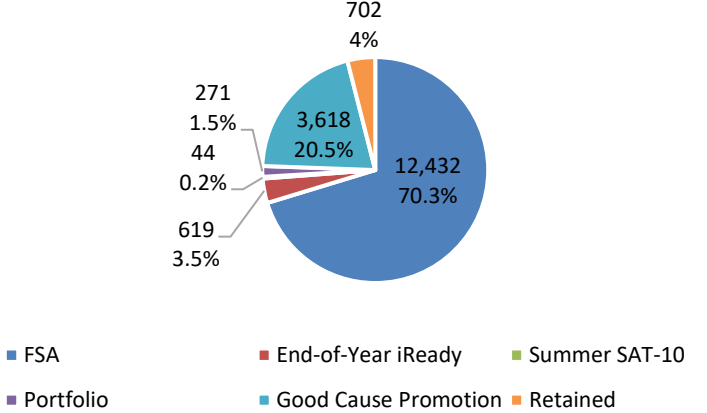


Promotion At A Glance

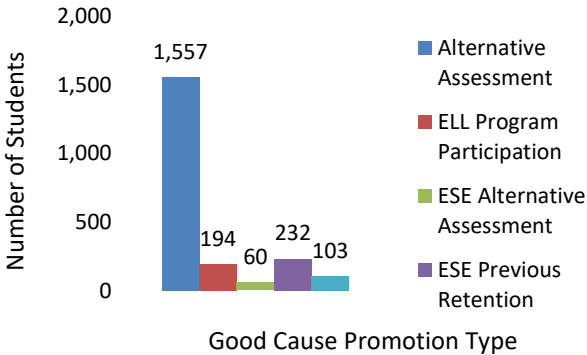
- District-wide promotion rates were stable across the 2018-19 and 2020-21 years (98.1%, 98.4%) respectively, but displayed a 0.8 percentage point decrease from the 2019-20 school year (99.2%) due to Coronavirus response circumstances.
- Promotion rates for all grades were at or above (98.1%) except for first grade (96.4%), second grade (97.3%), and third grade (96.0%).
- This year’s third grade promotion rate (96.0%) was lower to that of 2019-20 (98.8%).
- Third-grade Black male students had a lower promotion rate (93.9%) compared to last year (98.5%). Rates for all other racial/gender groups ranged from (94.9% to 98.4%).
- Most third-grade students were promoted due to FSA scores (70.3%), with an additional 20.5% being promoted due to meeting Good Cause criteria. Of those, the most common reasons were Alternate Assessments (8.8%), Exceptional Student Education (ESE) previous retention (1.3%), English Language Learner (ELL) program participation (1.1%) and previous retention (0.6%).

Third Grade Promotion by Type, 2020-21

Distribution of 3rd Grade Promotion and Retention



Good Cause Promotion by Type, 2020-21



Additional Resources

Detailed school-by-school results: <https://www.browardschools.com/domain/13537>
 Student Progression Plan: http://www.broward.k12.fl.us/sbbcpolicies/docs/Policy%206000_1-Student_Progression_Plan_rev2020-2021_final.pdf.