

PANTHER PAWPRINTS

AUGUST 2020 EDITION

Principal's Message



**SURFING
TO
SUCCESS**

“Excellence Through Caring”

Thomas J. Schroeder
Principal

Vicki B. Flournoy
Assistant Principal

Our mission at Margate Elementary School is to create a nurturing environment so that our students will become independent, successful, life-long learners by providing a high quality, differentiated, and innovative curriculum based on the Florida State Standards.

**6300 NW 18th Street
Margate, Florida 33063
Phone Number:
754-322-6900**

**PROUD TO BE A TITLE ONE
SCHOOL**

Dear Margate Friends and Family,



Welcome to the new school year, although it is a very different start to the school year. We pray that everyone's family is safe and well.

We know we speak for all of our teachers and staff in saying that we all wish we were able to welcome our panthers to the building. We all recognize that these are difficult, challenging and unique times for many. Our commitment and promise to each of you is to be there to provide as much love, support and flexibility as possible.

We are excited to welcome everyone in this learning environment. Our teachers and staff have been busy this summer learning, growing and preparing for this new virtual world. We ask for everyone's patience as we all get more familiar with the tools and strategies needed to make virtual learning a success! Together, we can all make this year the best ever! We are both available to assist and can be reached through our email or by contacting the school.

With love and gratitude to the world's best community!

Thomas J. Schroeder, Proud Principal and Vicki B. Flournoy, Proud Assistant Principal



School Website: <https://margateelem.browardschools.com>

The School Board of Broward County, Florida, prohibits any policy or procedure which results in discrimination on the basis of age, color, disability, gender identity, gender expression, genetic information, marital status, national origin, race, religion, sex or sexual orientation



Calendar of Events

August 19, 2020: First Day of School

August 20, 2020: Open House

August 24 2020: Question and Answer Session with Schroeder on Zoom @6:30 p.m.

August 26 2020: Question and Answer Session with Schroeder on Zoom @6:30 p.m.

September 4, 2020: Summer Learning Celebration Ice Cream Drive By from 1:30 p.m. until 2:00 p.m. (Students who complete the Summer Learning Challenge will receive an Invitation through Canvas)

September 7, 2020: Labor Day: No School



Margate Elementary Virtual Learning Expectations

Expectation	Rule
Respect others	Be respectful with your words, actions, and the content you share. Stay on mute unless you have been selected to speak. Raise your hand to speak or ask a question.
Own my behavior	Keep your camera on and still. Dress appropriately Stay focused – give 100% effort
Act responsibly	Be an active participant. Stay on topic when speaking. Thumbs up = OK Thumbs down = No Raised <u>hand</u> = Question or Comment
Ready to learn	Be on time. Find a quiet learning place without distractions. Have your materials ready.



Instagram



twitter

Margate Elem School

@MargateElem

Margate Elementary School is the Proud Home of the Panthers. Our motto is Excellence Through Caring.

📍 Margate, Florida

🌐 browardschools1.com/margateelem

Together
we ROAR!



If you have Facebook, Instagram or Twitter, please make sure to like our school's Margate Elementary Facebook and our PTA Private Facebook Page. With our virtual school, this will be another venue to communicate information and share updates.



Broward County Public Schools Food and Nutrition Services

BACK-TO-SCHOOL

Grab-and-Go meals are available for students at all Elementary, Middle and High Schools starting on Wednesday, August 19th, then every Tuesday and Thursday from 11 AM – 1 PM and 3 PM – 5 PM.

Students or their parents will be able to pick up multiple meals at a time by walking or driving to the car or bus loop. It is strongly recommended that students or their parents pick up student meals at their home school for ease of service.

Parents must have identification for their student to pick up meals if the student is not present. Recommended forms of identification include student ID's, report cards, and birth certificates. Identification must be present at each meal service.

Broward County Public Schools offers Universal Free Breakfast for all students. Meal prices will be based on each student's meal eligibility status. Apply for Free and Reduced priced meals at myschoolapps.com.

Families are encouraged to pay online for student meals through myschoolbucks.com. Price per meal for BCPS students are as follows:

	Elementary	Middle	High
Breakfast	FREE	FREE	FREE
Reduced Lunch	\$0.40	\$0.40	\$0.40
Lunch	\$2.00	\$2.35	\$2.50
Adults/Non-BCPS enrolled children Breakfast \$1.80 Lunch \$2.75			

Meals are provided in bundles, and are not available for individual meal purchase.

FOLLOW US ON SOCIAL MEDIA!

BrowardSchoolsFAN | @BCPSFNS | @BCPSFNS | #PowerUpFAN


Eight Steps to Getting Ready for e-Learning Student Guide

1. How do I get to school?

Go to sso.browardschools.com

2. How do I enter school?

Sign in with your student number and password/PIN to get to your personalized Clever Single Sign-On Launchpad. Each student's dashboard is different depending on grade level. Below is a sample of one. For young and complex learners, parents/guardians should log in with the student information.

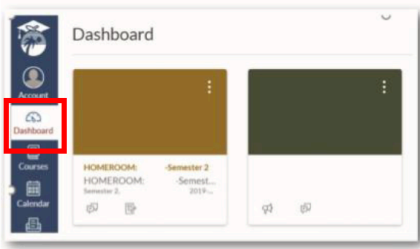


3. How do I get to class?

Click on the Canvas image outlined in red above. Go to Virtual Counselor to get your class schedule and attend your classes in the proper order.

4. How do I enter class?

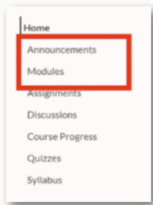
Use the "Courses" button on the left blue navigation bar to access your courses. Or you can click on the Canvas Tile to bring you into your Canvas course.



5. How do I find my Canvas work and my Teams web conference link?

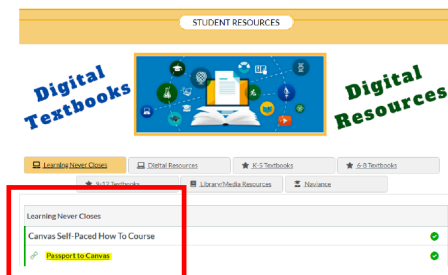
Read any of your teacher's announcements at the top of the homepage of your Canvas course and then look for assignments below. If your teacher has designed your work in Modules, click on the Modules link on the left side of your course navigation to begin seeing your units of study.

Your teacher will be providing live web conferencing through Microsoft Teams. The link to these live meetings will be placed in the Announcements of Canvas or in other areas in Canvas such as Calendar Events, Pages, Assignments, Discussions, and Quizzes.




6. How does a student learn how to use Canvas?

Students can learn how to use Canvas by participating in the [Passport to Canvas](#) course found in the [BCPS Digital Student Resources](#) Canvas Course.



Students can access the Digital Student Resources course directly from their [Single-Sign-On Clever Launch Pad](#) highlighted in red below or by clicking the Student Textbooks & Resources link located under Resources in the blue global navigation menu in Canvas.



7. How do I use the Canvas Student App?

Canvas Student allows students to access their courses and groups using a mobile device. Students can submit assignments, participate in discussions, view grades and course materials. The app also provides access to course calendars, To Do items, notifications, and Conversations messages.

- [What is the Canvas Student app?](#)
- [Canvas Student iOS Guides](#)
- [Canvas Student Android Guides](#)



8. How is attendance going to be taken?



- Teachers will record student attendance in Pinnacle.
- Students will be counted in attendance during their scheduled class time in Teams.
- Students and Parents should communicate with their teachers if they have any issues with connecting to Teams and Canvas.

eLearning Web Conferencing Protocols Student Expectations



Live instruction will be conducted daily, and students are to connect each period on Teams and the following protocol should be followed:

- Students need to go to each class at the assigned times which will be different based on elementary and secondary grade levels.
- Students should inform their teachers when they cannot attend Teams web conferences.
- Students should use their cameras as directed by their teachers.
- Students need to dress appropriately.

Students also need to follow proper web conferencing etiquette and display a proper code of conduct and decorum in a virtual meeting. To help you participate well in your class web conference follow these simple virtual meeting etiquette rules and tips:

1. Leave the keyboard alone
2. Dress appropriately
3. Be aware of your surroundings
4. Mute your microphone when you are not talking
5. Speak up, but do not shout
6. No food allowed
7. Stay seated and stay present
8. Find a quiet location with no or minimal background noise
9. Turn off all sounds on your phone
10. Parents should not interrupt meetings

For more information on Digital Citizenship and Internet Safety go to [Digital Citizenship Resources](#).

No student, parent, teacher, or other individual shall take an audio recording, nor photograph, nor make a video recording of eLearning interactions using software, cameras, cell phones, tablets, or other technologies of classroom interactions with the exception of a recording initiated within Microsoft Teams during the class instruction by a BCPS employee. Any recording initiated by a BCPS employee shall be commenced for the sole purpose of providing instructional support to students enrolled in the course including being available for students to review the recording later for instructional support. Access to any such recordings will remain within the secured BCPS digital environment, maintain credentialed access, and may be removed at the discretion of BCPS.

Social Media Use Guidelines

Do you Think B4U Post?

What you do online can help or hurt yourself and others.

Did you know students who break the Code of Student Conduct's online behavior requirements can be suspended or even expelled?

While online:

DON'T:

- Use rude, hurtful, or racially offensive language.
- Post language, materials, or images containing vulgarity, nudity, or drugs.
- Engage in personal attacks, insults, threats, harassment, or bullying.
- Post private information.
- Be academically dishonest or cheat by violating copyright laws or using someone else's material without permission.

DO:

- Connect in positive ways with others. Reaching out to people you trust is one of the best ways to reduce anxiety, depression, loneliness, and boredom during social distancing. Call, IM, text, or FaceTime to connect with friends and family.
- Protect yourself by protecting your accounts. Don't share your passwords with anyone and password protect your phone so no one can impersonate you. Use privacy settings to control who can view your content and interact with you.
- Ignore online abuse by not reacting, instead block abusers and then report them. Take and save screenshots, print out messages as evidence, and tell a trusted adult immediately to get help.
- Be an activist for respect.
 - Think B4U Post and watch for offensive or hurtful behavior.
 - Share kind words to isolated, mistreated, or cyberbullied classmates.
 - Express disapproval of mean acts and words.
 - Celebrate positive acts.
 - Know your rights and responsibilities and that YOU have the power to change your world, and the world of those around you for the better.

