

Safety Cyber Digital Tablet  
 Learning  
 Communication  
 Identity Security  
 Computer System  
 Technology  
 Notebook Smartphone  
 Netbook Laptop  
 Device  
 Network  
 Online



TECHNOLOGY, ENABLING LEARNING FOR ALL -  
ANY TIME, ANY PLACE

2020-2021 SCHOOL YEAR



Broward County Public Schools



STUDENTS AND STAFF  
 PARENTS AND GUESTS  
 WI-FI CALLING  
 TROUBLESHOOTING



## Students and Staff

All personally owned devices of students and staff are to use the new BCPS-BYOD wireless. BCPS-BYOD wireless offers both students and staff the convenience of easy access after a one-time setup.

- Select **BCPS-BYOD** from the list of visible networks on your personal device. Most modern devices auto-detect the correct settings.
- Type in your username (referred to as *Identify* on Android devices) and password into the appropriate fields and Connect. Some Android devices may require you scroll down to reach the *Identify* (username) and password fields.
- If prompted, trust / accept the certificate.

Join wifi network

SSID: **BCPS**

EAP method: PEAP

Phase 2 authentication: Automatic

Server CA certificate: Do not check

User certificate: None

Identity: your\_username

Password: your\_password

Anonymous identity:

Connect Cancel

↑ *Chrome OS Example*

Connect to BCPS

Signal strength **Excellent**

Security **Enterprise(802.1x)**

EAP method: PEAP

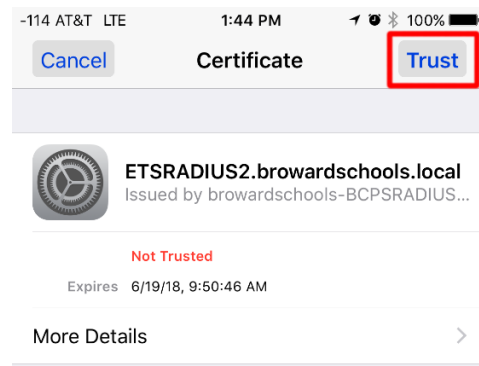
Phase 2 authentication: MSCHAPV2

Identity: your\_username

Anonymous identity:

Connect Cancel

↑ *Older Android Device – Password prompt hidden below, must scroll down to make visible*



↑ *Apple iOS – After authenticating, you must trust or accept certificate*

### BCPS-BYOD Technical Details

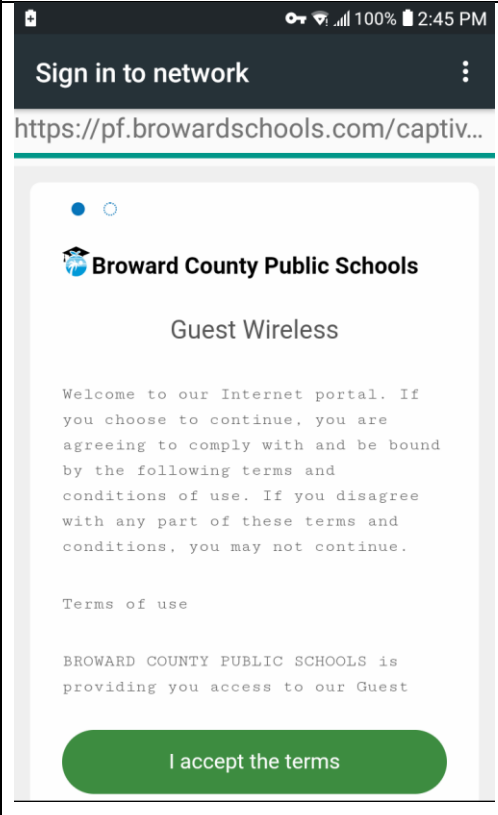
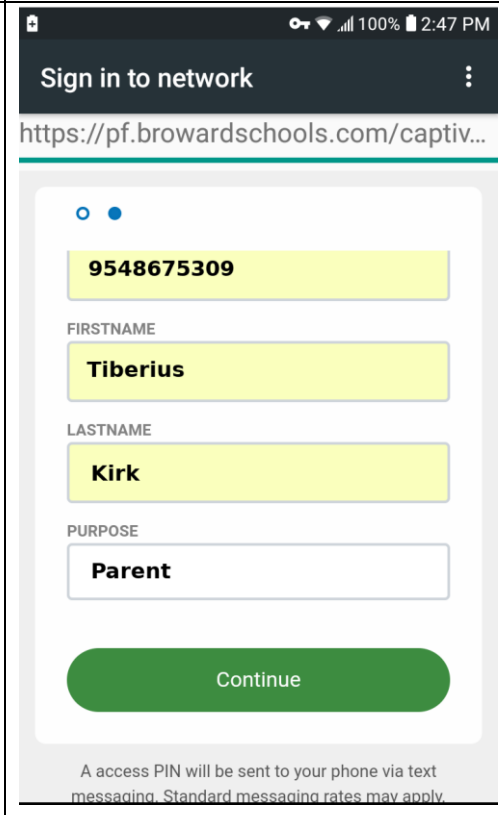
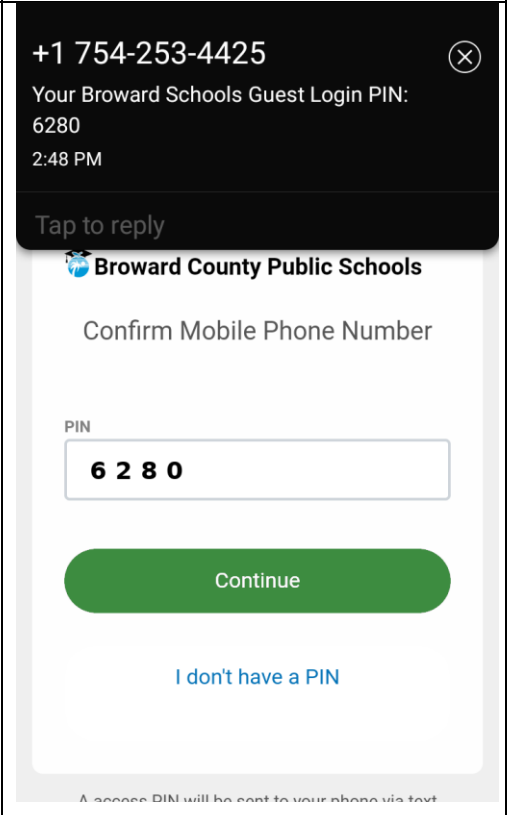
Network Type: WPA2-Enterprise 802.1x EAP  
Authentication Type: PEAP (Protected EAP)  
Phase 2 Authentication / Inner Security: MS-CHAPv2 or Automatic  
User Certificate: (unspecified) - *no user certificate is required*  
Anonymous Identity: (leave blank)  
Identify / Username: your\_username  
Password: your\_password

*Students, staff, and guests who choose to bring device(s) will do so voluntarily and will be fully responsible for their device(s). Device(s) must meet standards found within the BYOD Guidelines so they are adequate for learning. Teachers can choose to allow students to participate in classroom activities using their own device. No staff members will be responsible for supporting personal devices. Owners must be aware of how to use their device(s).*

## Parents and Guests

### SMS Pin Authentication



- Select **BCPS-GUESTS** from the list of visible wireless networks on your personal device.
- All modern BYOD devices should automatically direct you to the authentication portal. If your BYOD does not automatically open the authentication portal, manually open a web browser and visit <http://neverssl.com>; you will be redirected to the authentication portal.
- When the authentication portal opens carefully read the acceptance agreement and press the green *I accept the terms* button.
- Enter ten digit U.S. cellular phone number, first, and last name. For *Purpose* select a description that best fits your visit based on the choices provided and press the green *Continue* button.
- A four digit PIN will be sent to your device. Enter the PIN number and press *Continue*. When the PIN is entered correctly, either the authentication portal will automatically close or your web browser will be redirected to [browardschools.com](http://browardschools.com). You are now connected to the guest network. You will have 24-hour access at any Broward Schools facility before PIN revalidation.

1 – Accept The Terms	2 – Fill In Form	3 – Receive PIN
		

*Students, staff, and guests who choose to bring device(s) will do so voluntarily and will be fully responsible for their device(s). Device(s) must meet standards found within the BYOD Guidelines so they are adequate for learning. Teachers can choose to allow students to participate in classroom activities using their own device. No staff members will be responsible for supporting personal devices. Owners must be aware of how to use their device(s).*

## Wi-Fi Calling

Wi-Fi calling is available on any Broward Schools wireless network, regardless of other restrictions. Your personal mobile carrier and phone must support Wi-Fi calling. Wi-Fi calling instructions vary by phone manufacturer and carriers. For specific support and instructions, please consult your cellular carrier.

Apple iOS	Android
<ul style="list-style-type: none"><li>• Connect to Wi-Fi</li><li>• Go to “Settings”</li><li>• Scroll down to “Phone”</li><li>• Scroll down to “Wi-Fi Calling”</li></ul>	<ul style="list-style-type: none"><li>• Connect to Wi-Fi</li><li>• Open the Phone app </li><li>• Tap More  &gt; <b>Settings</b></li><li>• Tap <b>Calls</b></li><li>• Tap <b>Wi-Fi calling</b></li></ul>
<a href="#">Apple Generic Instructions</a>	<a href="#">Google Generic Instructions</a>

### Carrier Specific Instructions

[ATT](#)  
[MetroPCS](#)  
[T-Mobile](#)  
[Sprint](#)  
[Verizon](#)

*Students, staff, and guests who choose to bring device(s) will do so voluntarily and will be fully responsible for their device(s). Device(s) must meet standards found within the BYOD Guidelines so they are adequate for learning. Teachers can choose to allow students to participate in classroom activities using their own device. No staff members will be responsible for supporting personal devices. Owners must be aware of how to use their device(s).*

## Troubleshooting

After connecting, a message may be displayed that your device has limited Internet connectivity or no Internet connectivity. Just because your device displays the message does not actually mean access to the Internet does not work, try it. Many Android phones are programmed to communicate to specific Internet locations that may be blocked by the District firewall, resulting in that message.

If you are using a Samsung Phone and are experiencing connection difficulties, it is recommended to disable the “Smart network switch” feature.

*Students, staff, and guests who choose to bring device(s) will do so voluntarily and will be fully responsible for their device(s). Device(s) must meet standards found within the BYOD Guidelines so they are adequate for learning. Teachers can choose to allow students to participate in classroom activities using their own device. No staff members will be responsible for supporting personal devices. Owners must be aware of how to use their device(s).*