

BCPS Parent Survey 2018

run on 09/27/2019



surveys





Report Filters

School:

N/A

Race:

N/A

Grade:

N/A

Gender:

N/A

Ethnicity:

N/A

Tag:

N/A

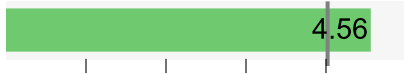


AdvancED Certified Content

Report Summary

Overall Score: 4.56

Network Average: 4.02



By Survey Section

Section Score | Network Average

Purpose and Direction: 4.56

Network Average: 4.06



Governance and Leadership: 4.5

Network Average: 3.96



Teaching and Assessing for Learning: 4.6

Network Average: 3.98



Resources and Support Systems: 4.58

Network Average: 4.05



Using Results for Continuous Improvement: 4.6

Network Average: 4.01





AdvancED Certified Content

Highest Scoring Items

F3: Our school provides a safe learning environment.



D3: Our school has high expectations for students in all classes.



E4: All of my child's teachers meet his/her learning needs by individualizing instruction.



E8: All of my child's teachers report on my child's progress in easy to understand language.



E3: All of my child's teachers use a variety of teaching strategies and learning activities.





AdvancED Certified Content

Lowest Scoring Items

D2: Our school's governing body does not interfere with the operation or leadership of our school.



D4: Our school shares responsibility for student learning with its stakeholders.



D6: Our school provides opportunities for stakeholders to be involved in the school.



F8: Our school ensures the effective use of financial resources.



C2: Our school's purpose statement is formally reviewed and revised with involvement from parents.






AdvancED Certified Content

Demographics

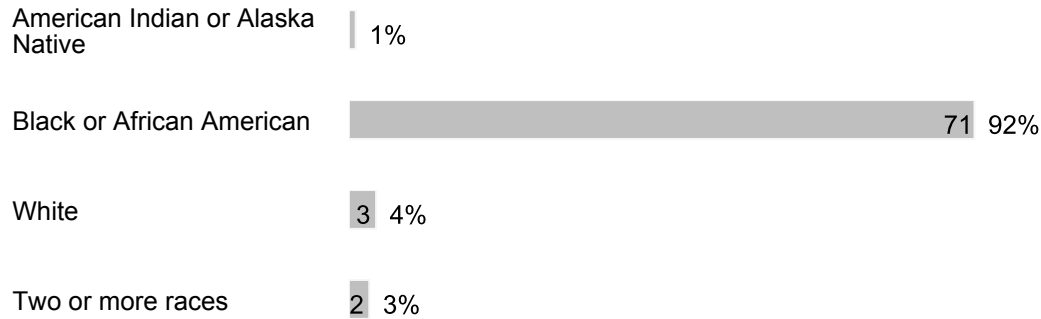
Number of Responses | Percentages of Total Responses

1. Gender



79 respondents

2. Race



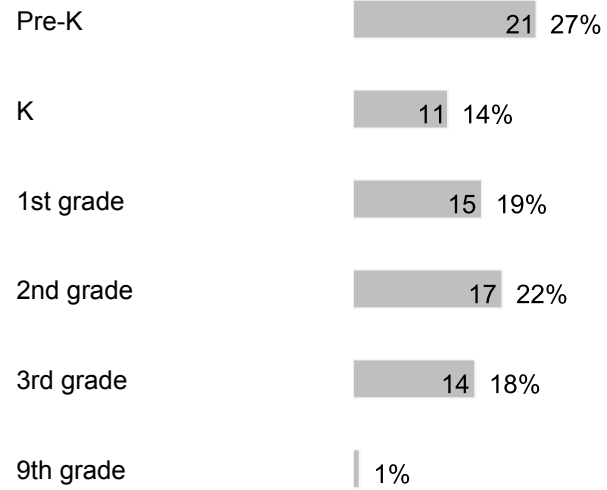
77 respondents

3. Ethnicity



78 respondents

4. Grade



79 respondents

AdvancED Certified Content

C. Purpose and Direction

Section score: 4.56 Network average: 4.06

	Strongly Agree	Agree	Neutral	Disagree	Strongly Disagree	Not Applicable
	5	4	3	2	1	
	Number of Responses					
	Percentage of Total Responses					
1. Our school's purpose statement is clearly focused on student success.	49	21	4	0	0	0
	66%	28%	5%	0%	0%	0%
	74 respondents					
2. Our school's purpose statement is formally reviewed and revised with involvement from parents.	41	25	8	0	0	0
	55%	34%	11%	0%	0%	0%
	74 respondents					
3. Our school has established goals and a plan for improving student learning.	50	20	4	0	0	0
	68%	27%	5%	0%	0%	0%
	74 respondents					

D. Governance and Leadership

Section score: 4.5 Network average: 3.96

	Strongly Agree	Agree	Neutral	Disagree	Strongly Disagree	Not Applicable
	5	4	3	2	1	
	Number of Responses					
	Percentage of Total Responses					
1. Our school's governing body operates responsibly and functions effectively.	43	21	7	0	0	0
	61%	30%	10%	0%	0%	0%
	71 respondents					
2. Our school's governing body does not interfere with the operation or leadership of our school.	36	20	12	0	0	3
	51%	28%	17%	0%	0%	4%
	71 respondents					
3. Our school has high expectations for students in all classes.	52	16	3	0	0	0
	73%	23%	4%	0%	0%	0%
	71 respondents					
4. Our school shares responsibility for student learning with its stakeholders.	38	22	9	0	0	2
	54%	31%	13%	0%	0%	3%
	71 respondents					
5. Our school communicates effectively about the school's goals and activities.	48	18	5	0	0	0
	68%	25%	7%	0%	0%	0%
	71 respondents					
6. Our school provides opportunities for stakeholders to be involved in the school.	37	25	8	0	0	1
	52%	35%	11%	0%	0%	1%
	71 respondents					

E. Teaching and Assessing for Learning

Section score: 4.6 Network average: 3.98

	Strongly Agree	Agree	Neutral	Disagree	Strongly Disagree	Not Applicable
	5	4	3	2	1	
	Number of Responses					
	Percentage of Total Responses					
1. All of my child's teachers provide an equitable curriculum that meets his/her learning needs.	46	20	3	0	0	0
	67%	29%	4%	0%	0%	0%
	69 respondents					
2. All of my child's teachers give work that challenges my child.	45	20	3	1	0	0
	65%	29%	4%	1%	0%	0%
	69 respondents					
3. All of my child's teachers use a variety of teaching strategies and learning activities.	51	14	3	1	0	0
	74%	20%	4%	1%	0%	0%
	69 respondents					
4. All of my child's teachers meet his/her learning needs by individualizing instruction.	51	14	4	0	0	0
	74%	20%	6%	0%	0%	0%
	69 respondents					
5. All of my child's teachers work as a team to help my child learn.	48	15	5	1	0	0
	70%	22%	7%	1%	0%	0%
	69 respondents					
6. All of my child's teachers help me to understand my child's progress.	49	16	2	1	1	0
	71%	23%	3%	1%	1%	0%
	69 respondents					
7. All of my child's teachers keep me informed regularly of how my child is being graded.	50	12	4	3	0	0

	72%	17%	6%	4%	0%	0%
	69 respondents					
8. All of my child's teachers report on my child's progress in easy to understand language.	49	17	3	0	0	0
	71%	25%	4%	0%	0%	0%
	69 respondents					
9. My child sees a relationship between what is being taught and his/her everyday life.	42	23	4	0	0	0
	61%	33%	6%	0%	0%	0%
	69 respondents					
10. My child knows the expectations for learning in all classes.	47	17	5	0	0	0
	68%	25%	7%	0%	0%	0%
	69 respondents					
11. My child has at least one adult advocate in the school.	39	24	6	0	0	0
	57%	35%	9%	0%	0%	0%
	69 respondents					
12. My child is given multiple assessments to measure his/her understanding of what was taught.	47	15	7	0	0	0
	68%	22%	10%	0%	0%	0%
	69 respondents					
13. My child has up-to-date computers and other technology to learn.	43	24	1	0	0	1
	62%	35%	1%	0%	0%	1%
	69 respondents					
14. My child has access to support services based on his/her identified needs.	41	24	3	0	0	1
	59%	35%	4%	0%	0%	1%
	69 respondents					

F. Resources and Support Systems

Section score: 4.58 Network average: 4.05

	Strongly Agree	Agree	Neutral	Disagree	Strongly Disagree	Not Applicable
	5	4	3	2	1	
	Number of Responses					
	Percentage of Total Responses					
1. Our school provides qualified staff members to support student learning.	42	23	3	0	0	0
	62%	34%	4%	0%	0%	0%
	68 respondents					
2. Our school provides an adequate supply of learning resources that are current and in good condition.	40	24	3	1	0	0
	59%	35%	4%	1%	0%	0%
	68 respondents					
3. Our school provides a safe learning environment.	49	17	2	0	0	0
	72%	25%	3%	0%	0%	0%
	68 respondents					
4. Our school provides students with access to a variety of information resources to support their learning.	43	23	2	0	0	0
	63%	34%	3%	0%	0%	0%
	68 respondents					
5. Our school provides excellent support services (e.g., counseling, and/or career planning).	48	14	5	0	0	1
	71%	21%	7%	0%	0%	1%
	68 respondents					
6. Our school provides opportunities for students to participate in activities that interest them.	45	19	4	0	0	0
	66%	28%	6%	0%	0%	0%
	68 respondents					
7. Our school ensures that the facilities support student learning.	44	20	3	1	0	0

	65%	29%	4%	1%	0%	0%
	68 respondents					
8. Our school ensures the effective use of financial resources.	37	24	6	0	0	1
	54%	35%	9%	0%	0%	1%
	68 respondents					
9. Our school ensures that instructional time is protected and interruptions are minimized.	40	22	5	0	0	1
	59%	32%	7%	0%	0%	1%
	68 respondents					

G. Using Results for Continuous Improvement

Section score: 4.6 Network average: 4.01

	Strongly Agree	Agree	Neutral	Disagree	Strongly Disagree	Not Applicable
	5	4	3	2	1	
	Number of Responses					
	Percentage of Total Responses					
1. Our school ensures that all staff members monitor and report the achievement of school goals.	42	20	5	0	0	0
	63%	30%	7%	0%	0%	0%
	67 respondents					
2. My child is prepared for success in the next school year.	47	15	5	0	0	0
	70%	22%	7%	0%	0%	0%
	67 respondents					
3. My child has administrators and teachers that monitor and inform me of his/her learning progress.	47	15	4	1	0	0
	70%	22%	6%	1%	0%	0%
	67 respondents					

H. Open-Ended Questions

1. What do you like best about our school?
2. What do you like least about our school?
3. What is one suggestion you would like to offer to improve our school?