






Houghton Mifflin Harcourt

Virtual Learning Path

Your student has access to VLP Assessments & Prescriptions

- ◆ Go to <http://beep.browardschools.com>
- ◆ Click the Student Portal
- ◆ Click the Destination Reading/ Math Button 
- ◆ Enter the username and password (10 digit student ID/ 4 digit school location #)
- ◆ Scroll to the bottom of the screen and click Go  beside the tests from the Math or Reading VLP class
- ◆ Student will receive a prescribed assignment based on their performance on the test
- ◆ Scroll to the assignment title and click Go  beside the title



**To Turn Off
or Allow Pop Up Blockers
Follow these directions:**

Firefox	Internet Explorer
<ol style="list-style-type: none"> 1. Select Tools 2. Click Options then Content button 3. If the block pop up window is checked then click the exceptions button to the right 4. Type: http://riverdeep1ms4.broward.k12.fl.us 5. Click Allow 6. Click Close 	<ol style="list-style-type: none"> 1. Select Tools 2. Select Pop-up Blocker 3. Select Pop-up Blocker Settings 4. Type: http://riverdeep1ms4.broward.k12.fl.us 5. Click Add 6. Click Close

To temporarily allow pop-ups hold down the Ctrl key before clicking on Log In