



RESEARCH, EVALUATION, & ACCOUNTABILITY

# Pembroke Lakes Elementary

## F.A.S.T. Family Night



# FAST Assessments 2024

- Florida Assessment of Student Thinking, or **FAST**, refers to the new Coordinated Screening and Progress Monitoring (CSPM) System assessments, which are **aligned to the Benchmarks in Excellent Student Thinking (B.E.S.T.) Standards**
- FAST assessments include **VPK through grade 10 English Language Arts (ELA)** and **VPK through grade 8 Mathematics**
- **Renaissance Learning** STAR Early Literacy, Reading and Math will administer grades VPK-2
- **Cambium Assessment, Inc. (CAI)** will administer grades 3-10 FAST
  - Writing **administered** to PLE students this year.
- Science assessments are **not part** of FAST (5<sup>th</sup> Grade Only)



# FAST: VPK-2 Star Assessments via Renaissance

Grade	Subject	PM1	PM2	PM3
Kindergarten	Reading	Star Early Literacy*	Star Early Literacy or Star Reading*	Star Early Literacy or Star Reading*
	Math	Star Math	Star Math	Star Math
Grade 1	Reading	Star Early Literacy or Star Reading*	Star Early Literacy or Star Reading*	Star Reading**
	Math	Star Math	Star Math	Star Math
Grade 2**	Reading	Star Reading*	Star Reading*	Star Reading*
	Math	Star Math	Star Math	Star Math

\*All Kindergarten and Grade 1 students will take the Star Early Literacy for PM1, unless a Grade 1 student scored 852 or higher in the previous year. If a student scores at or above 852 on Star Early Literacy, the student will take Star Reading on subsequent administrations. If a student scores below 852 on Star Reading, the student may take Star Early Literacy for more instructional information.

\*\*Grade 1 students during PM3 and Grade 2 students during all three PM windows must attempt Star Reading. If the student does not pass the practice items after two attempts, the district should administer Star Early Literacy to the student to gain additional instructional information. Additionally, districts may choose to direct schools to administer Star Reading to all Grade 1 students prior to PM3.

\* Audio will be enabled for all students for **Star Math**, regardless of IEP/504 status.



### FAST: K-Grade 2 Administration

- Each test will be administered in **one session**.
- Students take only **one subject test in a day**
- Testing times vary between 20 to 60 minutes
- Tests will be **computer-adaptive**, administered through a secure web browser (**headphones required**)

*\* In accordance with F.S.1008.25 (K-10) and F.S.1002.68 (VPK ), hard copy student results will be provided to parents in an expedited manner.*



# What do FAST STAR results mean?

- Renaissance Star Reading scores represent how students performed on the test compared with the performance **of a nationally representative sample** of students, called the norms group.
- Renaissance has a **Fall, Winter, and Spring** norm group.
- These scores **present a snapshot of achievement** at a specific point in time.
- As with any test, **it is important to remember that many factors can affect a student's test.**
- Renaissance Star Reading test scores give **only one picture of how a student is doing** in school.
- **Percentile Rank (PR)** is a norm-referenced score that provides a measure of a student's reading ability compared to other students in the same grade nationally. The percentile rank score, which ranges from 1 to 99
- **National Benchmarks:** The percentile rank for the student's assessment is used to determine the benchmark range the student falls in at the time they took the assessment. At/Above Benchmark: At/Above 40 PR, On Watch: 25-39 PR, Intervention: 10-24 PR, Urgent Intervention: Below 10 PR

<https://help2.renaissance.com/US/PDF/SR/SRDefinitions.pdf>





# FAST: District Administration Schedule

Per s. 1008.25(8), F.S., FAST assessments will be **administered three times per year.**

- Test security **MUST** be maintained during all 3 PMs
- The last window for 2023–24 school year is as follows:
  - **PM3\***: K-2 : May 7 ELA                      May 8 Math  
                  3-5: May 20 ELA                      May 21 Math  
                  4-5: April 3 Writing  
                  PLE Make-Ups through May 30

- **Science State Assessment:** May 15  
PLE Make-Ups through May 30

\*Student level results are available in Focus



# FAST Grades K-2 Illustration of Statewide Percentiles

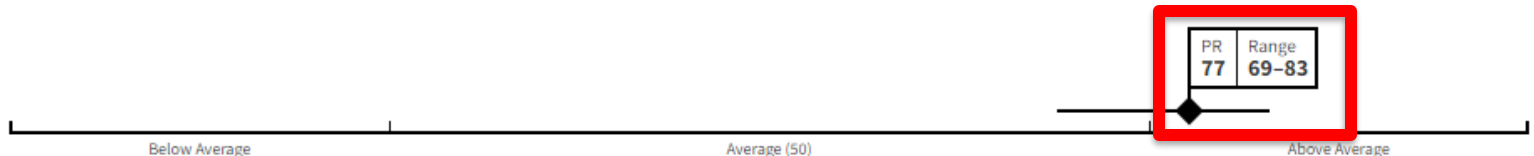
## Parent Report for Emma

School Teacher Class Grade Test Date

PEMBROKE LAKES ELEMENTARY

### Dear Parent or Guardian of Emma

Emma has taken a Star Reading computer-adaptive reading test. This report summarizes your child's scores on the test. As with any test, many factors can affect a student's scores. It is important to understand that these test scores provide only one picture of how your child is doing in school.



959

Emma's Scaled Score is based on the difficulty of questions and the number of correct responses. Scaled Scores in Star Reading in the Unified scale range from 600 to 1400.

77

Percentile Rank

Emma's skills are higher than 77% of students nationally in the same grade. This score is above average. The PR Range indicates that, if Emma had taken the Star Reading test many times, most of his/her scores would likely have been between 69-83.

3.3

Grade Equivalent

GE scores range from 0 to >12.9. Based on national norms, Emma's reading skills are comparable to those of a typical 3rd grader in the third month of the school year. The score does not necessarily indicate the ability to read independently at this grade level.

3.1

Instructional Reading Level

IRL is the grade level at which Emma is at least 80% proficient recognizing words and comprehending reading materials. Emma achieved an IRL score of 3.1, meaning he/she is at least 80% proficient at reading third grade level materials.

360L - 510L

Lexile® Range

The Lexile® Range spans reading levels that are appropriately challenging for reading practice. Emma should be selecting books in this range for optimal growth in reading. This range is approximate. Success at any reading level depends on your child's interest and prior knowledge of a book's content.

65.6

Normal Curve Equivalent

Emma's NCE score shows that 65.6% of students in the norms group in the same grade obtained lower scores than Emma did.

I will be using these Star Reading test scores to help Emma further develop his/her reading skills for reading practice at school. If you have any questions about your child's scores or these recommendations, please contact me at your convenience.





# FAST 3-10 Testing Times

- The times below indicate the amount of time that should be provided for students.
- For scheduling purposes, a recommended session length is provided, but **students in grades 3-10 who are still working at the end of that time will be provided until the end of the school day to complete the assessment.**

Grades/Subject	PM 1 and PM 2	PM3*
Grades 3–10 ELA Reading	Up to 90 Minutes	120 Minutes
Grades 3–5 Mathematics	Up to 80 Minutes	100 Minutes
Grades 6–8 Mathematics	Up to 100 Minutes	120 Minutes

\*The PM3 administration is slightly longer than PM1 and PM2 because the assessments contain embedded field test items.





### FAST: Grades 3–10 Content

- Because all FAST assessments are **computer-adaptive**, items may become **progressively harder as students successfully respond** to items, and **easier if students answer more questions incorrectly**
- Each PM event is tied to a blueprint for the **full grade-level content**
- Many of the same computer-based **item types that students are already familiar** with will be used on FAST assessments

*\* In accordance with F.S. 1008.25 (K-10), student results will be provided to parents in an expedited manner.*

## PM3 Scores

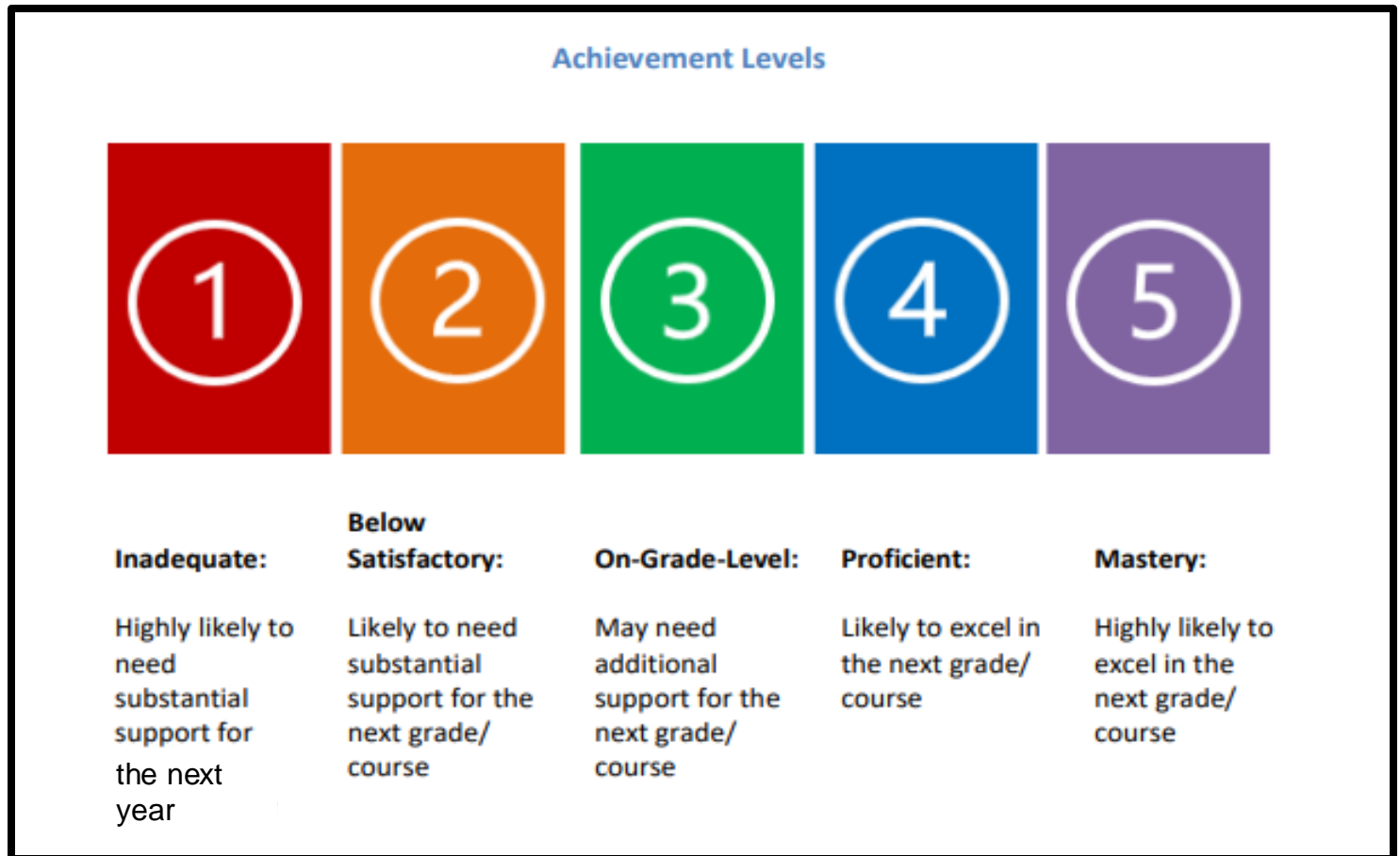
PM3 provides a summative score at the end of the year to measure student mastery of the grade-level content standards.

After the close of each PM window, the FDOE will report percentile ranks at the student level for parents, schools, and districts, as well as comparisons at the school, district, and state level.

## Achievement Levels

- The scales on which students receive scores differ by grade and subject. Achievement levels describe a student's success with the content assessed.
- As required by state law, achievement levels range from 1 to 5, with Level 1 as the lowest and Level 5 as the highest. For all assessments, Level 3 indicates on-grade-level performance

## Achievement Levels



## Scale Score Ranges

FAST English Language Arts										
Grade	Level 1	Level 1 Low	Level 1 Middle	Level 1 High	Level 2	Level 2 Low	Level 2 High	Level 3	Level 4	Level 5
3	140-185	140-155	156-170	171-185	186-200	186-193	194-200	201-212	213-224	225-260
4	154-198	154-168	169-183	184-198	199-212	199-205	206-212	213-223	224-236	237-270
5	160-205	160-175	176-190	191-205	206-221	206-213	214-221	222-231	232-245	246-279
6	161-208	161-176	177-192	193-208	209-224	209-216	217-224	225-236	237-249	250-284
7	165-214	165-181	182-198	199-214	215-231	215-223	224-231	232-241	242-256	257-292
8	169-219	169-185	186-202	203-219	220-237	220-228	229-237	238-250	251-261	262-300
9	174-223	174-190	191-207	208-223	224-241	224-232	233-241	242-253	254-266	267-303
10	179-229	179-195	196-212	213-229	230-246	230-238	239-246	247-257	258-270	271-308

FAST Mathematics										
Grade	Level 1	Level 1 Low	Level 1 Middle	Level 1 High	Level 2	Level 2 Low	Level 2 High	Level 3	Level 4	Level 5
3	140-182	140-154	155-168	169-182	183-197	183-190	191-197	198-208	209-224	225-260
4	155-199	155-169	170-184	185-199	200-210	200-205	206-210	211-220	221-237	238-273
5	158-206	158-174	175-190	191-206	207-221	207-214	215-221	222-233	234-245	246-285
6	168-212	168-182	183-197	198-212	213-228	213-220	221-228	229-238	239-253	254-287
7	175-222	175-190	191-206	207-222	223-234	223-228	229-234	235-246	247-257	258-288
8	183-226	183-197	198-212	213-226	227-243	227-235	236-243	244-253	254-262	263-291



# 2023-2024 Fall PM 1 FAST Grades 3-10 Illustration of Statewide Percentiles

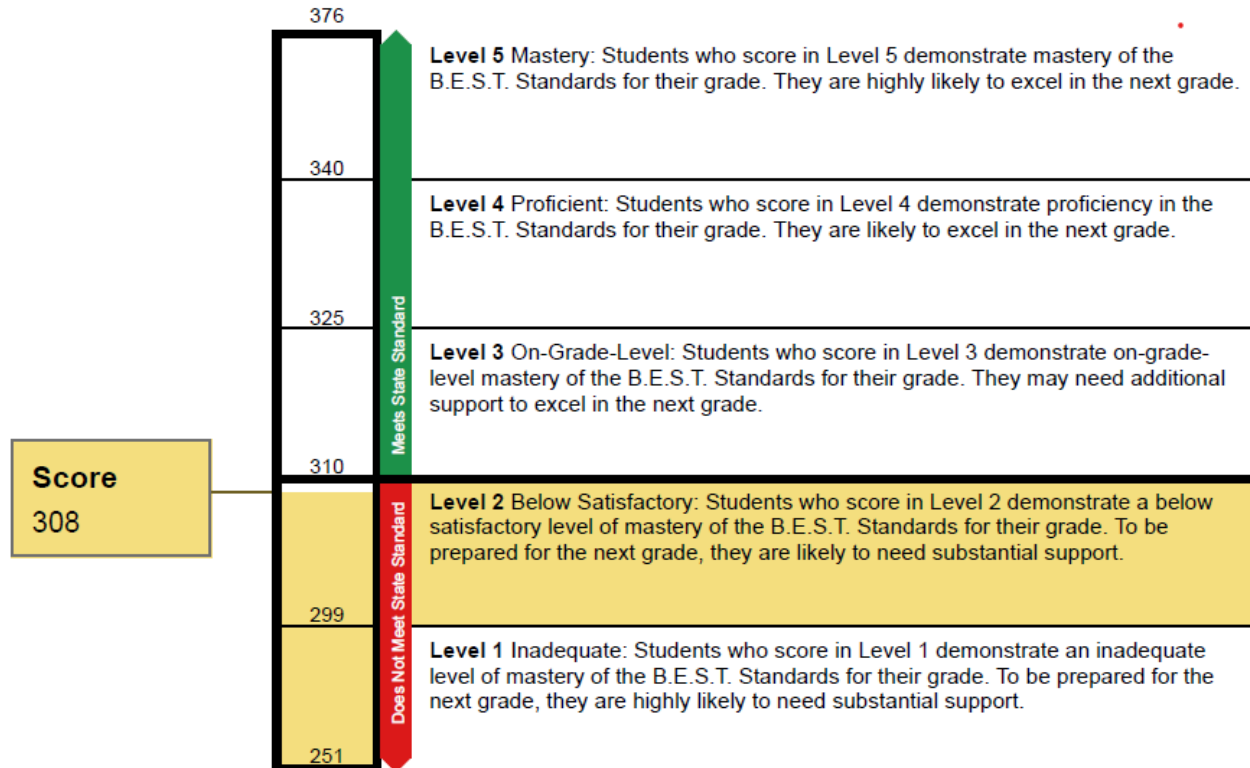
The report below illustrates just one example of how the Level compares to the Percentile. This 4<sup>th</sup> grade Mathematics result shows **Achievement Level 2 with a Scale Score 308 equates to the 88<sup>th</sup> Percentile.**

Scale Score: 308


Achievement Level: Level 2

Percentile Rank: 88 %

## How Did Your Student Do on the Test?



## Example of Individual Student Report (page 1)



Reporting

Individual Student Report

---

**Testing, QAUAT-A**

Student ID: DM9999999999991 | Student DOB: 7/2/2009 | Enrolled Grade: 4  
Date Taken: 3/16/2023


**FAST Grade 4 ELA Reading 2022-2023**

Demo District  
Demo School

---

Scale Score: 327    Achievement Level: Level 4    Percentile Rank: n/a

**How Did Your Student Do on the Test?**



**Level 5 Mastery:** Students who score in Level 5 demonstrate mastery of the B.E.S.T. Standards for their grade. They are highly likely to excel in the next grade.

**Level 4 Proficient:** Students who score in Level 4 demonstrate proficiency in the B.E.S.T. Standards for their grade. They are likely to excel in the next grade.

**Level 3 On-Grade-Level:** Students who score in Level 3 demonstrate on-grade-level mastery of the B.E.S.T. Standards for their grade. They may need additional support to excel in the next grade.

**Level 2 Below Satisfactory:** Students who score in Level 2 demonstrate a below satisfactory level of mastery of the B.E.S.T. Standards for their grade. To be prepared for the next grade, they are likely to need substantial support.

**Level 1 Inadequate:** Students who score in Level 1 demonstrate an inadequate level of mastery of the B.E.S.T. Standards for their grade. To be prepared for the next grade, they are highly likely to need substantial support.

**Please note, for the 2022-2023 school year only, student achievement levels are provisional, and are linked to the 2021-2022 reporting scale, as required by Florida law. For 2023-2024 and beyond, scores will be reported on a new scale after the State Board of Education adopts new student achievement expectations in fall of 2023.**

Percentile rank will be reported after the PM window closes. This rank will indicate where your student's performance falls compared to all other students who took the same test in this window.

Please visit the FAST Portal at [www.fast.org](http://www.fast.org) to access additional information and resources, including a Parent Quick Guide that explains each element of this report and what it means for your student.

Students who scored a Level 1 or Level 2 may be eligible to receive free books on a monthly basis through the New Worlds Reading Initiative. Visit <http://newworldsreading.com> for more information.

Students who scored a Level 1 or Level 2 may be eligible for a \$500 reading scholarship to be used for instructional materials, tutoring, and summer or after school educational programs. Visit <http://Stepupforstudents.org/reading> for more information.

---

**How Did Your Student Perform on Different Areas of the Test?**

Below the Standard   
  At/Near the Standard   
  Above the Standard

Category	Achievement Level	Achievement Level Description
Reading Across Genres & Vocabulary	<input checked="" type="checkbox"/>	The student performance is above the standard.
Reading Informational Text	<input checked="" type="checkbox"/>	The student performance is at/near the standard.
Reading Prose and Poetry	<input checked="" type="checkbox"/>	The student performance is above the standard.



# FAST Resources for 2023 - 24

- [Testing Calendar: What assessments will my child take this year?](#)
- [Family Portal FAQ Document](#)
- [2023-2024 FAST Grades K-2 Fact Sheet](#)
- [2023-2024 FAST Grades 3-10 Fact Sheet](#)
- [FAST Portal for Student and Families](#)
- [Renaissance Star Early Literacy Sample Test Items](#)
- [Renaissance Star Reading Sample Test Items](#)
- [Renaissance Star Math Sample Test Items](#)
- [Understanding FAST Grades 3-10 ELA and Mathematics Reports for Families](#)






## [Pembroke Lakes Elementary Website](#)

HOME   OUR SCHOOL   STUDENTS & PARENTS   ACADEMICS   ACTIVITIES   SCHOOL COUNSELING   CONTACT US

### ACADEMIC RESOURCES AT PEMBROKE LAKES

Expand All

- e-Learning Resources +
- Reading and Writing +
- Mathematics +
- Science +
- Social Studies +
- Standard Resources by Grade -

- [Standard Resources by Grade](#) 
- [Kindegarten Resources](#)



# Instructional Guides (B1G-M)

MA.4.NSO.1.2

## Benchmark

**MA.4.NSO.1.2** Read and write multi-digit whole numbers from 0 to 1,000,000 using standard form, expanded form and word form.

*Example:* The number two hundred seventy-five thousand eight hundred two written in standard form is 275,802 and in expanded form is  $200,000 + 70,000 + 5,000 + 800 + 2$  or  $(2 \times 100,000) + (7 \times 10,000) + (5 \times 1,000) + (8 \times 100) + (2 \times 1)$ .

## Connecting Benchmarks/Horizontal Alignment

- MA.4.NSO.2.5

## Terms from the K-12 Glossary

- Whole Number

## Vertical Alignment

### Previous Benchmarks

- MA.3.NSO.1.1, MA.3.NSO.1.2

### Next Benchmarks

- MA.5.NSO.1.2

## Purpose and Instructional Strategies

The purpose of this benchmark is for students to read numbers appropriately and to write numbers in all forms and have flexibility with the different forms. This benchmark builds on the work in grade 3 of reading and writing numbers in multiple ways to 10,000 (MA.3.NSO.1.1).

- Students should also have opportunities to explore the idea that 285 could also be 28 *tens plus 5 ones* or 1 *hundred*, 18 *tens* and 5 *ones*.
- Decomposing numbers flexibly helps students reason through multiplication and division strategies. Multiple representations of the number (*MTR.2.1*) allow for opportunities to apply the commutative and associative properties. This will allow students to explain their thinking and show their work using place-value strategies and algorithms, in addition to verifying that their answer is reasonable.

## Common Misconceptions or Errors

- Students may have misconceptions when translating word form to standard form. Numbers like one thousand often do not cause a problem; however, a number like three thousand four can cause problems for students. Many students will understand the 3,000 and the 4 but then instead of placing the 4 in the ones place, students will write the numbers as they hear them, 30,004, not understanding that this number represents more than 3,004.



# Instructional Guides (B1G-M)



## Strategies to Support Tiered Instruction

- Instruction includes opportunities to model and write numbers with a zero in various place values. A place value chart and models such as base-ten blocks or place value disks can be used to help students understand that when the digit in a multi-digit whole number is 0, it represents a 0 of that place value. Extend this understanding to include writing numbers in word and expanded form.

- For example, in the number 40,607 there are 0 *thousands* and 0 *tens*.

	Thousands Period			Ones Period		
	hundreds	tens	ones	hundreds	tens	ones
	hundred thousand	ten thousand	thousand	hundreds	tens	ones
Standard Form		4	0	6	0	7
Word Form		<i>forty thousand</i>		<i>six hundred</i>		<i>seven</i>
Expanded Form		40,000		600		7
	$40,000 + 600 + 7$					

- For example, in the number 1,002, there are 0 *hundreds* and 0 *tens*.

	Thousands Period			Ones Period		
	hundreds	tens	ones	hundreds	tens	ones
	hundred thousand	ten thousand	thousand	hundreds	tens	ones
Standard Form			1	0	0	2
Place Value Disks						
Word Form			<i>one thousand</i>			<i>two</i>
Expanded Form			1,000			2
	$1,000 + 2$					



# Instructional Guides (B1G-M)

## Instructional Tasks

### Instructional Task 1 (MTR.3.1)

Write each number in standard form and in expanded form.

- Eight hundred two thousand five hundred fifty*
- Twenty thousand three*
- One thousand four hundred fifty – six*
- Seven hundred nineteen thousand two hundred forty – eight*
- Three thousand eighty – one*



## Instructional Items



20 | Page

### Instructional Item 1

Select all the ways to rename the number 2,340.

- 234 tens
- 2,340 ones
- 234 thousands
- 2 hundreds and 34 ones
- 2 thousands and 34 tens
- 2 thousands and 34 ones
- 2 thousands and 34 hundreds



*\*The strategies, tasks and items included in the B1G-M are examples and should not be considered comprehensive.*



# New Worlds Scholarship Accounts Step Up Program

Students in grades K-5

Education savings account (ESA) of \$500 to pay for programs and materials designed to boost reading and math skills.

## Who Is Eligible

Students enrolled in a Florida Public School in grades K-5 who:

- Have a substantial **reading deficiency** or exhibits characteristics of **dyslexia** as identified under s. [1008.25\(5\)](#)
- Or **scored below a Level 3** on the statewide, standardized **English Language Arts (ELA)** assessment in the prior school year.
- Or have a **substantial deficiency in mathematics** or the characteristics of **dyscalculia** as identified under s. [1008.25\(6\)](#)
- Or **scored below a Level 3** on the statewide, standardized **Mathematics** assessment in the prior school year.
- An eligible student who is classified as an **English Language Learner** and is enrolled in a program or receiving services that are specifically designed to meet the instructional needs of English Language Learner students shall receive priority.



# www.stepupforstudents.org/scholarships/newworlds/

Questions? Contact us

EN >

Apply/Login Find a School Donate

Scholarships Schools & Providers Ways To Give Research & Reports About Blog NextSteps Contact

Home / Scholarships / New Worlds Scholarship Accounts

**Scholarships for Public Elementary School Students Needing Academic Support**



# i-Ready Goal = "Mid" Grade Level Lessons

Reading ▾

All Activity ▾

Current & Past Lessons

Upcoming Lessons

i-Ready (My Path) ▾

Showing 20 of 20

Order	Domain ⓘ	Level	Lesson	Estimated Time
1	COMP	Early 3	<a href="#">Find Central Idea in an Informational Text</a>	25m
2	PH	Early 3	<a href="#">Reading Multisyllabic Words with Prefixes in-, im-</a>	14m
3	PH	Early 3	<a href="#">Reading Multisyllabic Words with Prefixes dis-, mis-, non-</a>	14m
4	PH	Early 3	<a href="#">Reading Multisyllabic Words with Suffixes -less, -ful</a>	14m
5	PH	Early 3	<a href="#">Reading Multisyllabic Words with Suffixes -ous, -able</a>	14m
6	PH	Early 3	<a href="#">Reading Multisyllabic Words That Divide Between Consonants</a>	14m
7	PH	Early 3	<a href="#">Sounds for ch</a>	14m
8	PH	Early 3	<a href="#">Silent Letters</a>	14m
9	COMP	Early 3	<a href="#">Ask Questions About Stories</a>	25m
10	COMP	Early 3	<a href="#">Retell Relevant Details</a>	25m
11	COMP	Early 3	<a href="#">Understanding Historical Texts</a>	25m
12	PH	Mid 3	<a href="#">Reading Multisyllabic Words with Suffixes -ment, -ness</a>	14m





# i-Ready Parent Resource Page

## HOW CAN I ACCESS MY STUDENT'S RESULTS?

- ① **Log in** to your student's i-Ready dashboard using the District's Clever portal credentials and then click on the i-Ready icon.
- ② **Click** on the For Families dropdown menu and select the For Families report.
- ③ **Enter** your District's Report Code for Grades K-5: **L6H6YS**

**View Progress  
Overall**



**View Specific  
Learning Areas**



**View Progression  
Over Time**




**SUPPORT**


For more information and support, visit the [i-Ready Family Center: Understanding Diagnostic Results](#).




# Grade Level Standards Canvas Resource Page

## ▼ RI.1.1 and RL 1.1-Ask & Answer Questions

 **RI.1.1 and RL 1.1-Intro**

 **Ask & Answer Questions: CPALMS video**

 **RL 1.1 iReady Video: Literature**

 **RI 1.1 iReady Video: Informational**



# Questions?

