


**Smiley Face Math
Kindergarten, Worksheet V**



Name: _____

☺ ☺ ☺ 1. Circle the pictures of cubes. Tell how you know which shapes are cubes.

Answer: _____



☺ ☺ ☺ 2. Look at the pictures below. Circle the objects that, in real life, are heavier than you. Put an X on the objects that are lighter than you.

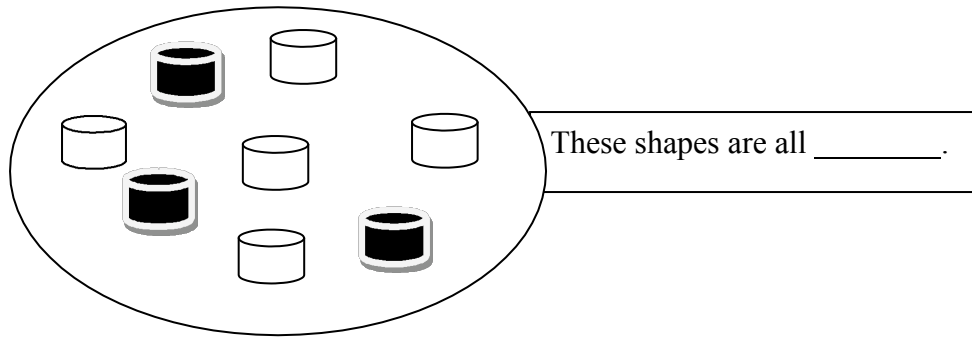
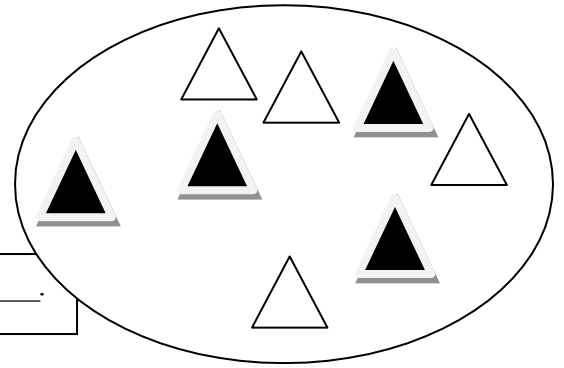
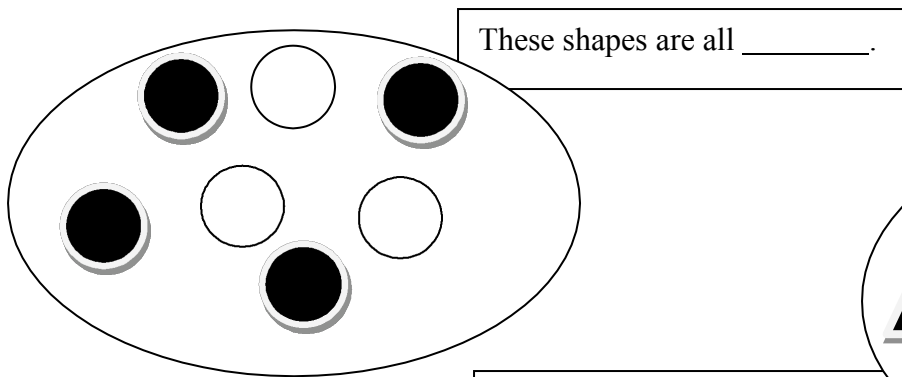


☺ ☺ ☺ 3. Follow the directions below using the row of ladybugs.

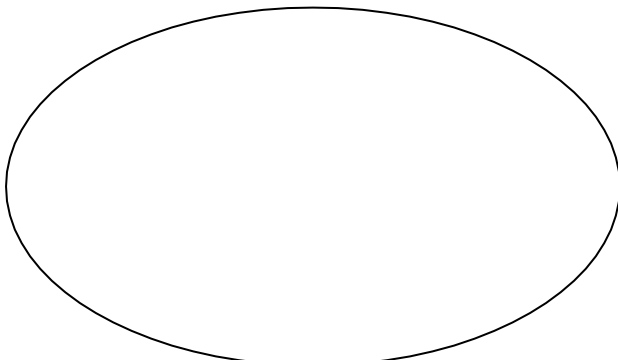


Start on the left. Draw a circle around the second ladybug. Draw a line under the sixth ladybug. Draw a square around the tenth ladybug.

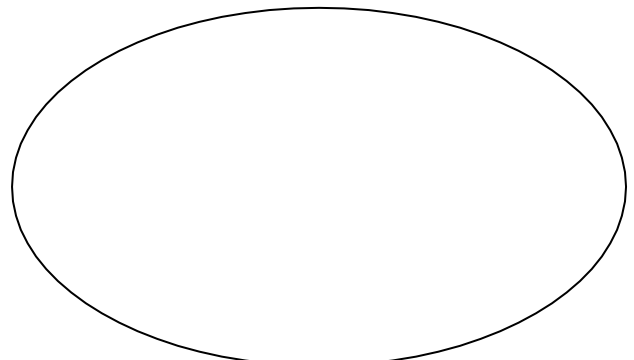
☺ ☺ ☺ 4. Look at the groups of shapes sorted below. Explain how these shapes are sorted into these groups.



☺ ☺ 5. Now re-sort the shapes above a different way by drawing them in the two ovals below. Explain how you knew where to put each shape.



These are all _____.



These are all _____.