

Pinewood

PreK

Spring Break

Suggested Home

Activities

# Sorting and Classification Activity for Young Children

- *Grade Level: preschool to 1st grade*
- *Type: General Science, Math, Language Arts*

This sorting and classification activity will encourage children to practice and refine sorting and classification skills essential to scientific research.

Materials: A large variety of buttons (other materials can be used such as utensils, different types of leaves, cut out shapes, ec. Alternatively (especially with the youngest children) you may use a variety of breakfast cereals which provides the added appeal of being safe and edible)

## To do the sorting and classification activity:

- Using a variety of buttons (the older the scientist, the more buttons are appropriate), sort them into sets.
- Key questions to ask your child after you provide them with an assortment of buttons:
  - Can you sort the buttons into groups?*
  - What do the buttons in each group have in common?*
  - Can you sort them into smaller groups?*
  - Can you sort them in other ways?*

Ask: What do the buttons in each set have in common? (How would you classify them?) If possible, sort each set into subsets.

Resort the buttons in a different way.

## 10 Activities for Active Play:

- **Start a garden.** It doesn't have to be elaborate!
- **Paint your sidewalk with chalk.** Create a fun town on your driveway.
- Take a swim! Look into day passes or swim lessons at your local YMCA or community pool.
- Have a **dance party** after dinner. Let your kids choose their favorite song.
- **Go on a hike** or nature walk. Look for flowers blooming or butterflies flying.
- Run through the sprinkler or **splash in a water table.**
- Try a backyard car wash with your kids.
- **Blow bubbles** to chase around your yard.
- Catch fireflies after dinner. I loved doing this as a child!
- Go on a bike ride as a family.


A- A is for Apple




B- Making (drawing/creating) a Butterfly with a B-shaped wing



C- Cut circles and make a C-shaped Caterpillar



D- Draw a Dinosaur



- E- Easter Egg matching activity: match eggs with same color; match eggs with same letter (write letters on each side of egg); match upper and lower case letters (write upper case on one side, lowercase on the other side)



- F- Trace your Funny Feet


- G- Make a guitar using a tissue box and rubber bands



- H- H is for Happy Hair: Draw a picture of your child (or use his/her own picture). Using pieces of yarn, glue "happy hair" on to the drawing or picture.
- I- I is for ice cream: Draw and color your favorite icecream. Ask your child: how many scoops do you like? What color is your favorite ice cream? What do they taste like?
- J- Let's jump for Joy! : Using a chalk, draw a big J on the sidewalk. Encourage your child to jump as he/she is forming the letter J.
- K- Let's fly a Kite!: Fly a kite with your child
- L- L is for Lemon. (1) Taste test a lemon. Ask your child: Describe the taste of a lemon? What color is a lemon? (2) Make a Lemonade. Ask your child: What does it taste like? Does it taste like a Lemon? Is it the same or different?
- M- M is for Mac N Cheese. Make MacN Cheese with your child.
- N- N is for nest: Cut strips of brown paper (paperbag, construction paper, etc.) to make a nest. Draw or cut a picture of a bird and glue it on the nest.



O- O is for Octopus. Using a circle and 8 strips of paper, make an octopus. Count the number of tentacles an octopus has (8). Write the numbers on each tentacle.



P- P is for Popcorn. Make a popcorn with your child.


Q- Q is for Queen. Make a crown fit for a queen (make Mommy/Grandma/Auntie a queen)

R- R is for Rainbow. Ask your child: What are the different colors of a Rainbow. Color the Rainbow.

S- S is for snake



T- T is for Turtle



U- U is for an Upside down Umbrella



V- V is for Vase. Get flowers from the garden or Make paper flowers using construction paper. Place the flowers on a vase

W- W is for Watermelon.



X- X is for Xray. Using cotton buds and a black hand print, make an Xray craft



Y- Y is for Yogurt. Try to eat a yogurt or a different flavored yogurt today.

Z- Z is for Zoom!!! Race with Mommy, Daddy, Brother, Sister and find out who can zoom the fastest!!!



