





School Resource Locator (SRL) Directions

The SRL is designed to help anyone in need find both District and community-based support resources at each school. It's an opportunity for schools to celebrate their resources, for parents to find services, and for district staff to access updated staff or agency names and locations. Each School, Agency and District Department will assign a User to enter and update information. For the User to receive their User ID and begin entering, follow these 3 steps:

STEP #1: Register User	<p>Go to http://agency.browardprevention.org, click "REGISTRATION," then complete and submit to receive the School, Agency, or Department Login ID.</p> 	<p>Within 24-48 hours you will receive your User ID and password. "LOGIN" then click on "RESET PASSWORD" and change your User password.</p> 
STEP #2: Enter Information	<p>Click "LOGGED IN AREA," go to "EDIT," fill in the School, Agency or Department information <u>in full</u> and save.</p> 	<p>Click "LOGGED IN AREA," and add all "Services" (Agency) or "SUPPORT SERVICE/STAFF" (Department) or "SCHOOL BASED SUPPORT PERSONNEL" (School) and save.</p> 
STEP #3: Update	<p>Ensure your information is updated regularly and you are done!</p> <p>If you have any questions, contact Amarylis Rijos with DPI at amarylis.rijos@browardschools.com or 754-321-1655.</p>	