

Canvas Parent App

Canvas is a Learning Management System (LMS) designed to simplify teaching and learning by connecting all the digital tools teachers use in one easy place. The **Canvas Parent** app allows parents to engage in their children's education by providing access to important class information. The **Canvas Parent** app is available for parents using iOS or Android devices and can easily be configured in just a few minutes. Parent App User Guides can be found [here](#).




With the **Canvas Parent** app, parents can

- View the list of courses where their students are enrolled. For each course, parents can see syllabus, assignments (title, due date, and instructions) and events.
- Set alerts to view course announcements and/or receive reminders for a specific assignment or event (sent to mobile devices as push notifications).
- Monitor their child's performance on Canvas assignments (final grade reported in Pinnacle).
- Please Note: If a student does not have any visible courses you will see a "No Enrollments" message, this means the teacher has not made the course publicly viewable yet.

With the **Canvas Parent** app, parents cannot

- Submit assignments, participate in discussions or take quizzes on their child's behalf.
- Access course content (files, pages, other students' work, etc.).
- Participate in the course in any way.

To set up **Canvas Parent**, download Instructure's **Canvas Parent** app and complete the following:

Step 1	Step 2	Step 3	<p>What are pairing codes? Pairing codes are six-digit codes that are used to link students to observers in Canvas. Pairing codes are alphanumeric and case sensitive.</p> <p>Who can generate pairing codes? Pairing codes can be generated by a student or teacher. Pairing codes are only available to users at institutions that have enabled self registration.</p> <p>How long are pairing codes valid? Pairing codes expire after seven days or their first successful use.</p> <p>How to Create Student Pairing Codes as a student?</p>
			
<p>Download Canvas Parent App. Click Find my School. Type Broward County. Click Broward County Public Schools Parents.</p>	<p>Click the Create Account link at the bottom of the screen.</p>	<p>Type Your Name (First & Last Name), Your Email, and choose a Password by typing it twice. Enter the Student Pairing Code.</p>	

Please note, only one account can be paired through the Canvas Parent App. Additional accounts will need to be added online at <http://browardschools.instructure.com/login/canvas>. Sign in using the parent account previously created. Click Account > Click Settings > Click Observing > Enter additional Student Pairing Code > Click the blue +Student button.