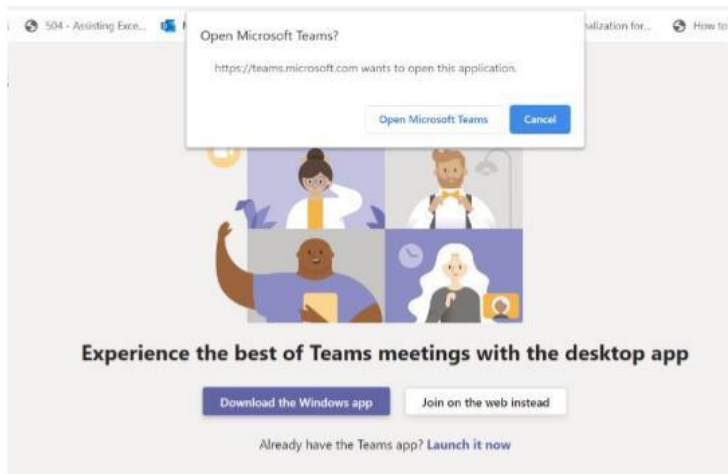


Using the web-based version of Microsoft Teams

The student laptops issued through Broward county should all have the desktop app version of Microsoft Teams. If you're using your own device or having difficulties with the desktop app, you can use the web-based version as well (**to download the desktop app, scroll down**). Students can join Microsoft Teams meetings using the web-based version of Microsoft Teams by clicking the link the teacher has posted in Canvas.

After clicking on a link that your student's teacher has provided:

Click on "Open Microsoft Teams"



Click "Join Now" and join your Teams Meeting

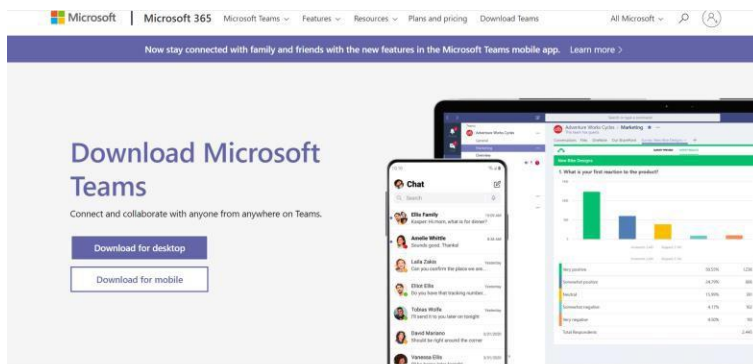


Downloading Microsoft Teams on your personal device

Many parents, teachers, and students prefer the desktop app version of Microsoft Teams due to its ease of use and additional features.

To download the desktop app of Microsoft Teams on your personal device:

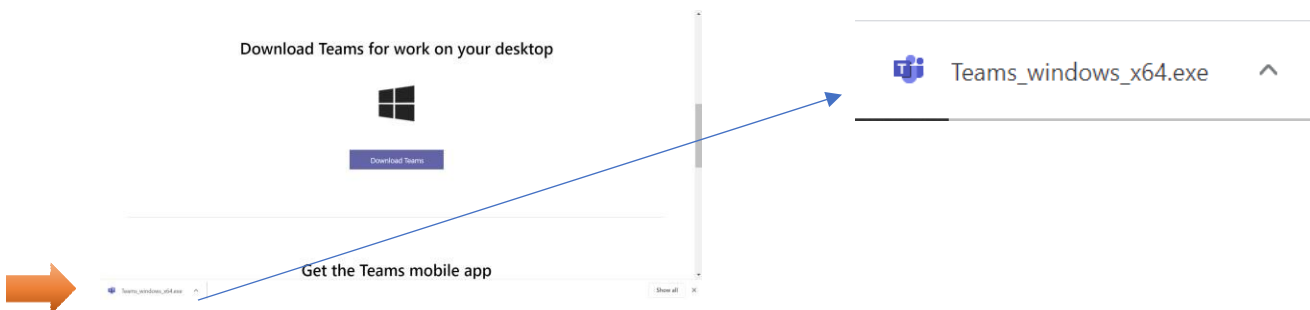
Navigate to <https://www.microsoft.com/en-us/microsoft-365/microsoft-teams/download-app>



Choose whether you wish to download Microsoft Teams for your desktop computer or for a mobile device.

- *Note: If you choose mobile, you will be prompted to enter your phone number so a link to the download can be sent to you as a text message.*

After it is done downloading, click here



Follow all Microsoft Teams installation instructions that follow