



Fairway Elementary

Technology Guide for Parents

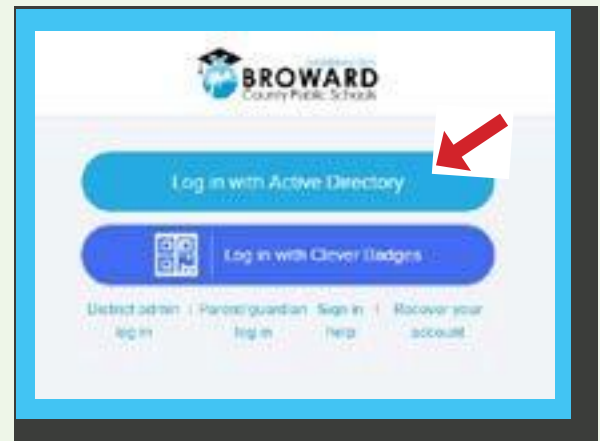
Clever Login From Home

1

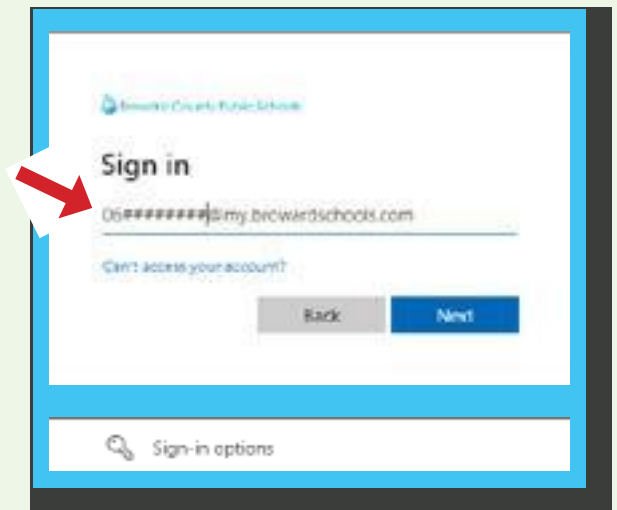
Clever is a platform where students can find most of the applications used at school. Clever is accessible from home on computers, tablets, and other mobile devices with access to the Internet. You will need an up-to-date browser (ie. Edge, Chrome, Safari) to open the Clever portal. Once logged in, the student will be able to access all the applications they use during school.

1 Open a web browser and go to <http://sso.browardschools.com>

2 On the Clever login page, click on **Log in with Active Directory**.

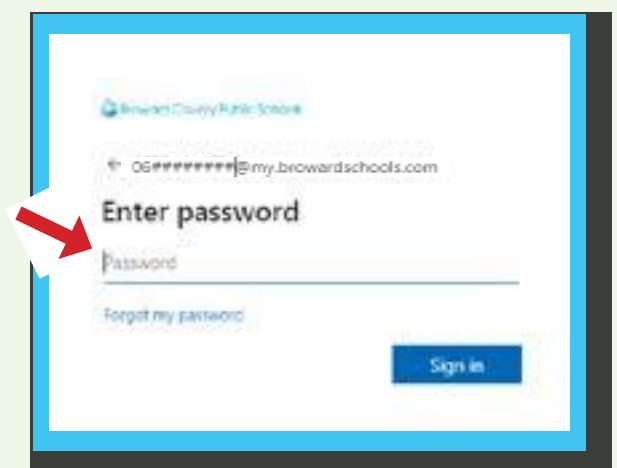


3 Enter the student username, which is the student number starting with 06, followed by @my.browardschools.com
06#####@my.browardschools.com



4 Enter the student password.

Note: The passwords are managed by the teacher to ensure students can access their class material in class. If you need to reset student's password, please reach out to their teacher. The school tech person can also reset passwords.



Virtual Counselor provides parents and students access to graduation status, test scores, report cards, and other pertinent information. Parents and students will need Internet access.

1

GO TO VIRTUAL COUNSELOR

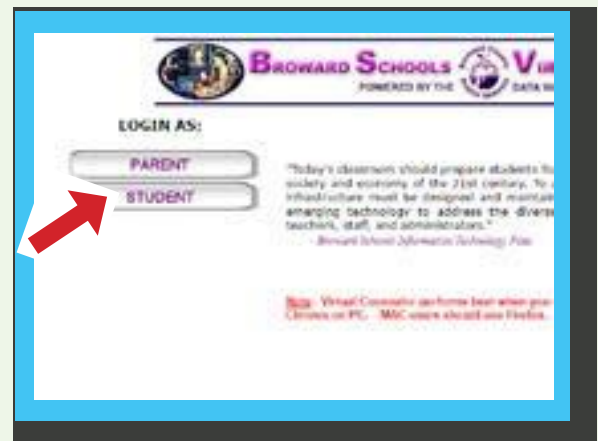
Open the Virtual Counselor application in Clever or open a web browser and go to bcps.browardschools.com/virtualcounselor

2

LOGIN AS STUDENT

Click on the STUDENT button.

Note: Students in Elementary school will use the STUDENT portal to access virtual counselor. Middle and High School students will access the PARENT portal.




3

ENTER ID AND PASSWORD

Student Number: Enter the student's 10 digit Student ID number starting with 06
ex. 0612345678

Password: Student birthdate mm/dd/yyyy
ex. 04/16/2012



Student FAST Scores

3

To access the student **FAST** (Florida Assessment of Student Thinking) scores, you will need to go to Florida's Department of Education Family Portal.

1

GO TO VIRTUAL COUNSELOR

Open a web browser and go to bcps.browardschools.com/virtualcounselor
Follow *Virtual Counselor login instructions*.

2

GO TO FAMILY PORTAL

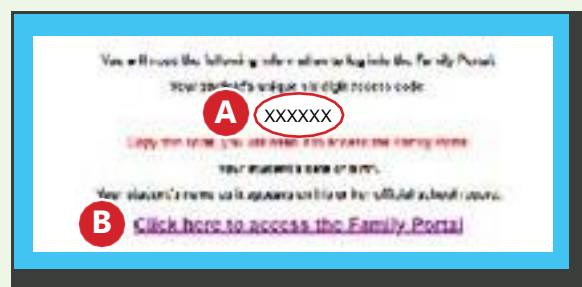
Select **FSA Family Portal Information** under **STUDENT INFO** pull-down menu.



3

GET ACCESS CODE

- A** Copy the student's unique six-digit access code.
- B** Click on the link to Family Portal.

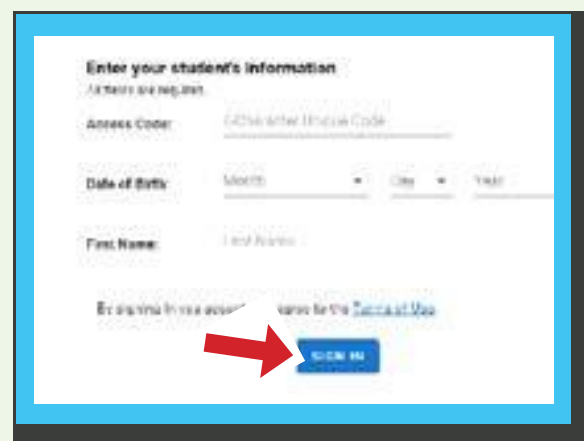


4

SIGN IN TO FAMILY PORTAL

Fill in all required information including the 6-digit code from step 3.

Click **SIGN IN** button.



i-Ready is an application for reading and mathematics. This application can be found in Clever under this icon:



Supported Browsers and Operating Systems:

For the best user experience, please use **Google Chrome browser** with Microsoft Windows devices (laptops, desktops), Apple MacOS devices (MacBooks, iMacs), and Chrome OS devices (Chromebooks). For the complete list of supported systems and browser versions refer to the chart below:

Operating System	Edge®	Safari®	Firefox®	Chrome™
Windows® 10	113 or higher	N/A	111 or higher	113 or higher
Windows 11	113 or higher	N/A	111 or higher	113 or higher
MacOS® 10.15 or higher	**	16.1 or higher	111 or higher	113 or higher
Google Chrome™ OS*	N/A	N/A	N/A	113 or higher

-- Android devices (Samsung, Pixel, Motorola etc. phones or tablets) are not supported for use with i-Ready.

-- iOS (Apple iPhones) are not supported.

-- iPadOS, (Apple iPads) system version 15 or higher only, version 14 or lower are not supported. Both, *Clever* application and *i-Ready Connect* application must be downloaded in order to make i-Ready work on iPads.

Note: School does not provide tech support services of any kind on personal devices.