

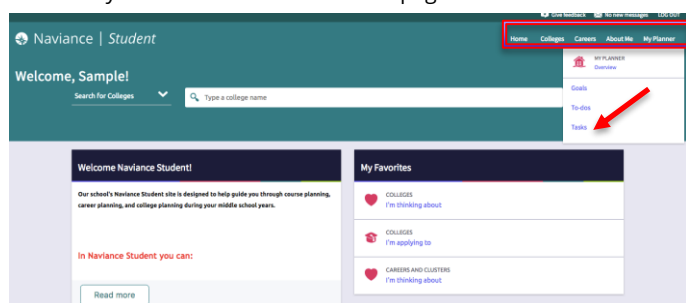
Lesson Overview

You can use Naviance Student to discover personal interests and research careers and colleges during high school.

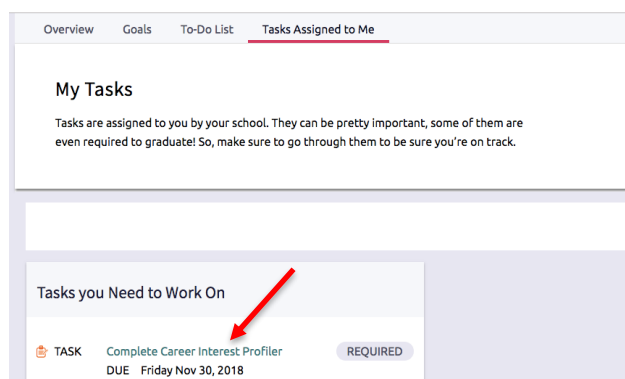
The **Career Interest Profiler** assessment will help you uncover your personality type, identify the careers that are most promising, and learn detailed information about each one. Knowing your strengths, values, personality, and skills will decide which career choice best fits you.

Getting Started

To get started, click the **My Planner** tab on the upper right-hand corner of your Naviance Student home page.

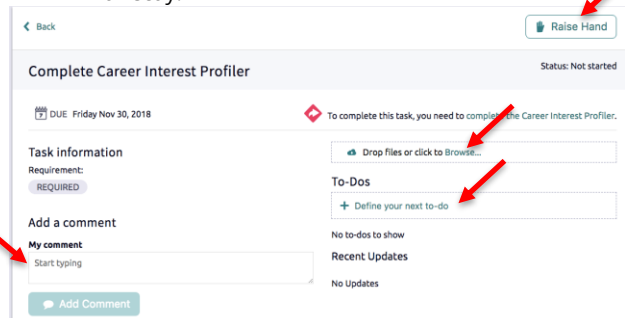


Next, click **Tasks** on the drop-down menu. On the left side, you will find **Tasks you Need to Work On**. Locate the **Complete Interest Profiler** task and click it.



There are several action items available after you click the task. You can:

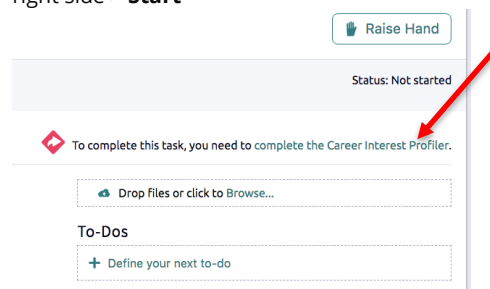
1. **Add a comment** if you would share a viewpoint/remark with your counselor.
2. Upload a document (**Drop Files or Click to Browse...**).
3. Add **To-Dos** if there is an action item you need to create.
4. **Raise Hand** (Ask a question) which emails your counselor directly.



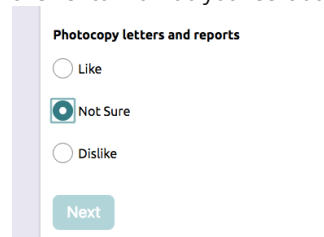
Complete Career Interest Profiler

To complete the Career Interest Profiler Assessment:

1. Click **To Complete this task, you need to complete the Career Interest Profiler** on the right side > **Start**



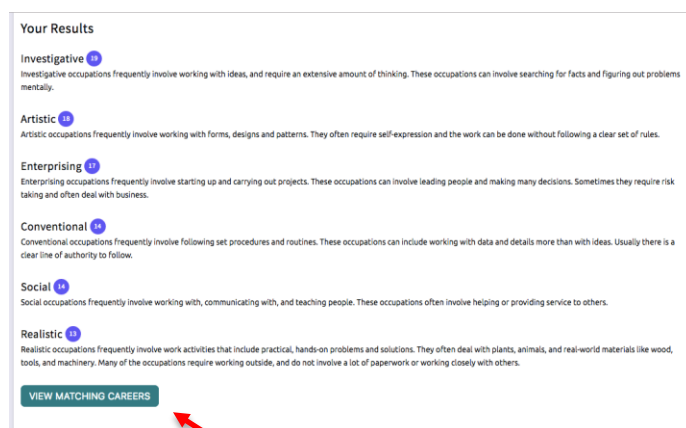
2. Read each question and select the appropriate answer to "how do you feel about..." > **Next**.



3. Click **View Results** after you answered all questions

Career Interest Profiler Results

This assessment generates your Holland Code with a brief description of the personality code. It also lists your personality codes in ranked order along with matching careers.



Click **View MATCHING CAREERS** to review your matching careers based on your personality traits.