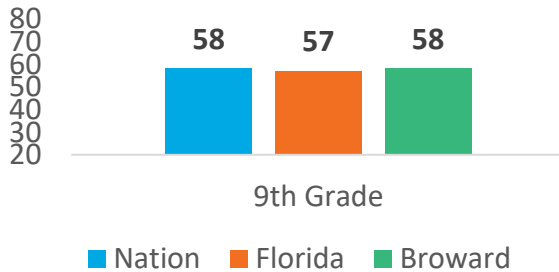


## PSAT 8/9

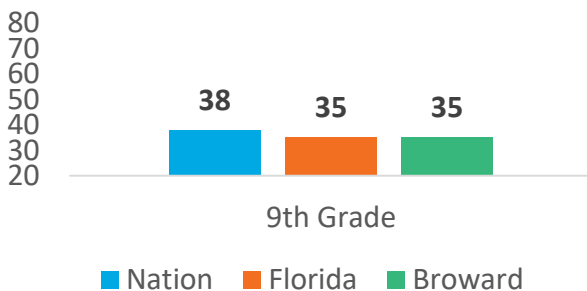
2019-2020 Participation  
9<sup>th</sup> Grade Students in Traditional Schools:

**90%**

### % Meeting College-Ready Benchmark Score in Evidence-Based Reading and Writing, 2019-2020



### % Meeting College-Ready Benchmark Score in Math, 2019-2020



## PSAT/NMSQT

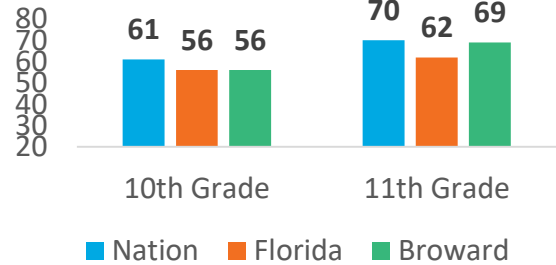
2019-2020 Participation

10<sup>th</sup> Grade Students: **86%**

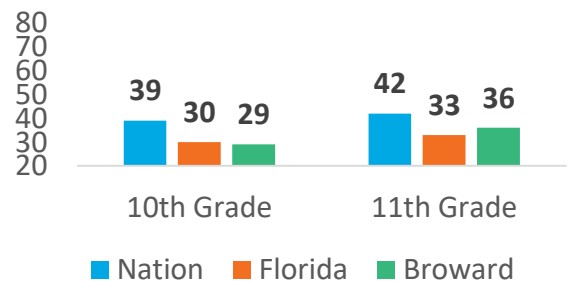
11<sup>th</sup> Grade Students: **32%**

**1,769** students who had not previously met the Algebra I graduation test requirement met concordance in 2019-2020 via the PSAT/NMSQT.

### % Meeting College-Ready Benchmark Score in Evidence-Based Reading and Writing, 2019-2020



### % Meeting College-Ready Benchmark Score in Math, 2019-2020



#### Notes and Additional Resources

- College-Ready benchmark scores are scores set by the College Board that indicate readiness to begin college coursework in specific subject areas after finishing high school. The College Board benchmark for EBRW 8/9 is 410; for Math 8/9 is 450; for EBRW NMSQT 10<sup>th</sup> grade is 430, for EBRW 11<sup>th</sup> grade is 460; for Math NMSQT 10<sup>th</sup> grade is 480; for Math 11<sup>th</sup> grade is 510.
- Detailed school-by-school results: <https://www.browardschools.com/sar>
- Information on the PSAT: <http://www.collegeboard.org>
- District staff can view and interact with PSAT data here: <https://browardcountyschools.sharepoint.com/sites/Intranet/Academics/TSD/SAR/Pages/PSAT-Dashboard.aspx>