

### PSAT 8/9

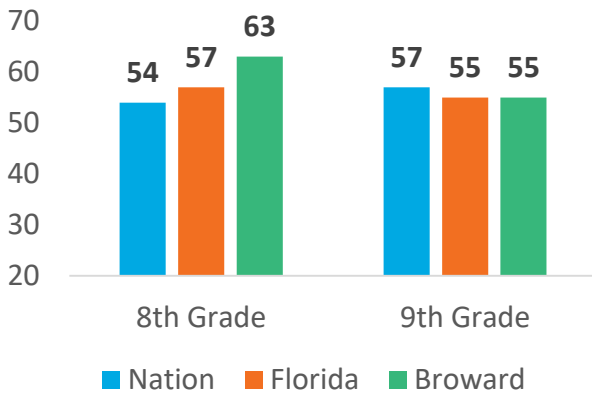
2017-2018 Participation  
8<sup>th</sup> Grade Students in 10 Pilot Schools:

**92%**

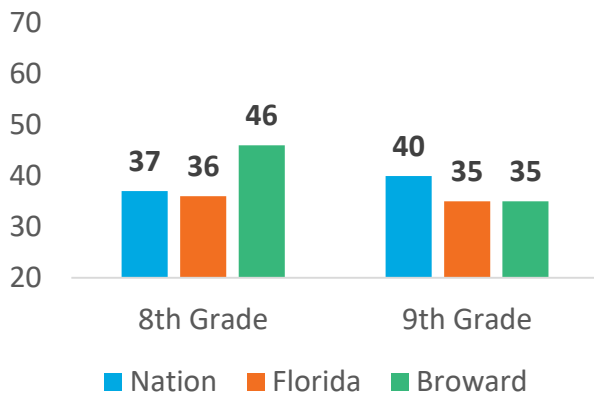
9<sup>th</sup> Grade Students in Traditional Schools:

**83%**

**% Meeting College-Ready Benchmark Score in Evidence-Based Reading and Writing, 2017-2018**



**% Meeting College-Ready Benchmark Score in Math, 2017-2018**



### PSAT/NMSQT

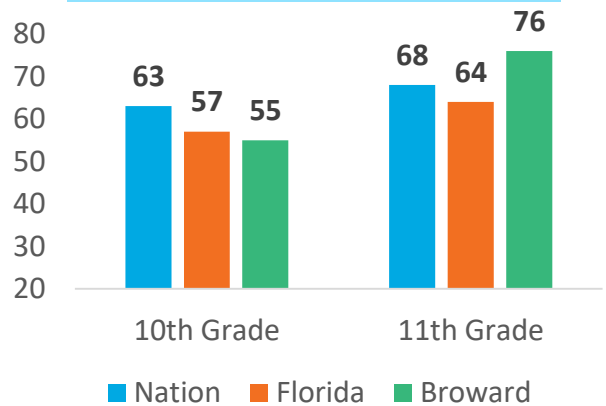
2017-2018 Participation  
10<sup>th</sup> Grade Students:

**87%**

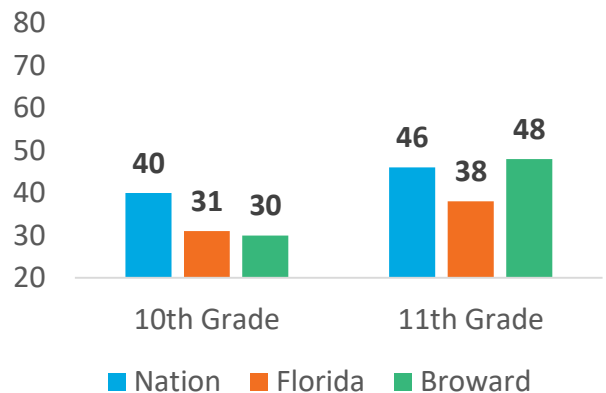
11<sup>th</sup> Grade Students:

**28%**

**% Meeting College-Ready Benchmark Score in Evidence-Based Reading and Writing, 2017-2018**



**% Meeting College-Ready Benchmark Score in Math, 2017-2018**



#### Additional Resources

- Detailed school-by-school results: <http://www.broward.k12.fl.us/sar/Releases.htm>
- Information on the PSAT: <http://www.collegeboard.org>
- District staff can view and interact with PSAT data here: <https://browardcountyschools.sharepoint.com/sites/Intranet/Academics/TSD/SAR/Pages/PSAT-Dashboard.aspx>